

Materials I Need:

Memory Verse:

They left everything and followed Him. Luke 5:11

Aim Questions for 2's & 3's:

1. **Did the people in Jesus' hometown of Nazareth believe that Jesus was the Holy One from God?** *(No, they thought he was only Joseph's son.)*
2. **What did Jesus do in Capernaum that brought lots of people to Him?** *(He made people well.)*
3. **What did Jesus do in Peter's boat that made the fisherman Peter want to follow Jesus?** *(He filled up the nets with fish.)*
4. **Did the disciples leave their boats to follow Jesus?** *(Yes)*
5. **What were some of the names of the disciples who left everything to follow Jesus?** *(Peter, Andrew, James, John and Matthew)*

Aim Questions for 4's, 5's & K:

1. **Did the people in Jesus' hometown of Nazareth believe that Jesus was the Holy One from God?** *(No, they thought he was only Joseph's son.)*
2. **What did Jesus do in Capernaum that brought lots of people to Him?** *(He healed diseases and taught the Scriptures with authority.)*
3. **What did Jesus do in Peter's boat that made the fisherman Peter want to follow Jesus?** *(He filled up the nets with fish.)*
4. **What did the disciples leave behind to follow Jesus?** *(They left their jobs and their boats.)*
5. **What were some of the names of the disciples who left everything to follow Jesus?** *(Sing the "Disciple Song.")*

Key for symbols:

- This symbol represents ideas that can be used for two-year-olds through kindergarten. Please remember to slow down the pace for two-year-olds and keep the pace moving for five-year-olds.
- ② This symbol represents ideas that can be used for two- and three-year-olds.
- ④ This symbol represents ideas that are best used for four-year-olds through kindergarten.

Hook:

Baggie Books: The children will make their own books. The books are made by placing three sandwich-sized zip lock baggies between construction paper. Staple the left side for the binding of the book. The baggies should be with the zip lock side to the right, thus the children can fill their own books. The books can be filled with either miniature pictures of the lesson or an object that would remind the children of the lesson. For example, when studying Luke 10 regarding the good Samaritan, the children could put Band-Aids and other first aid items in one of the baggies.

-
- “Jesus Shines Through” Mobile Center:** (Sun catching mobiles) Each week the children will make a new picture to hang from their mobile. These pictures will pertain to lessons four through eight.

What you need: Clear plastic lids (like deli containers)
Colored markers
Hole punch
String
Clear contact paper

Have the children draw with markers on the plastic lid, perhaps a rainbow or a dove. This will be the top of the mobile. Punch holes all around the top. Attach three strings, centered around the lid. Tie the strings together at the top. The other holes around the lid will be where they hang their pictures each week to complete their mobile. Each week the children can color some of the miniature lesson pictures, cover the picture with contact paper, punch a hole and tie a string from the lid to the picture. By the end of lesson eight, the children will have a story book mobile about disciples. The children can either take the mobile home in pieces each week or keep it at church until the mobile is completed.

- Fishing Center: (BLUK04ECGF5)** Write each word of the verse on a piece of colored paper cut in the shape of a fish. Attach a small piece of magnet tape to the head. Give the children a chance to “fish.” Attach a magnet to the end of a string that is attached to a pole. Say the word that is written on the fish, telling the children that it is part of the new memory verse we will be learning today.
- ② **Big Boat, Little Boat:** Ask the Children’s Department for the boat bin that contains all kinds and sizes of boats. Let the children play with the boats in large pans of water. Blow against the boats to show how fast the boats go when the wind is blowing. Put a tarp under the water or do this activity outside.
- ② **Scroll Bible Center: (BLUK04ECGF1)** Let the children color the picture of Jesus reading from the scroll of Isaiah. After the children have completed their coloring, roll up each paper and tie it with a ribbon so that it looks like a scroll. Glue a picture of Isaiah to the outside of the scroll. (Ask the Children’s Department for a picture of Isaiah.) Talk about how Isaiah promised the Israelites that a Savior would come. Review the memory verse from last week by saying, “Jesus is the Holy One, the Son of God.”
- ④ **Luke Beanbag Review:** Using a beanbag as a hot potato, pass it from child to child until the teacher (with eyes closed) says “stop.” The child holding the bag gets to answer a question from the last three weeks’ lessons. Continue until all the children have had a turn. Occasionally, the child could say the verse rather than answer a question. See previous lessons for Aim Questions.
- ④ **Sandals Center: (BLUK04ECGF8)** Using poster board foot shapes with holes punched in them, ask children to lace yarn through the holes so they can wear their sandals for the Adventure today. Talk about what kind of weather allows us to wear sandals. Talk about how hot and dusty it is in Israel. The disciples would wear sandals as they followed Jesus from town to town.
- ④ **Feeling Center:** Provide sand, gravel, stones, and dirt for the children to feel as they put their hand into a paper or plastic bag. Include other textures, as you desire. Today you will hear about the land of Israel that is covered with these different things. We would need to wear sandals if we were following Jesus from town to town in Israel.



Book:

Presentation Ideas -

- Bring different kinds of fishing equipment--fishing boats, poles and nets. Show the children what kind of nets Peter, Andrew, James and John were using.
- Open one of the scrolls the children made during Hook time.
- Use the BLUK04ECGF1 through BLUK04ECGF4 pictures as you tell the Bible Adventure.

Bible Adventure for 2’s & 3’s-

(*Show the picture of Jesus being baptized.*) After Jesus was baptized, God's voice from heaven said, "This is My Son. I love Him and I'm pleased with Him." The Holy Spirit came to Jesus and then Jesus was ready to begin preaching about His kingdom.

Jesus first went to the synagogue churches in Jerusalem and the towns of Judea. (*Open your Bible to the Old Testament book of Isaiah.*) When Jesus was in His hometown of Nazareth, He opened up the Bible scroll to the book of Isaiah, like we are doing today. (*Open one of the scrolls the children made during Hook time.*) Jesus stood up in the synagogue and said, "God has sent me to preach good news to you. He has sent me to set people free from their sins."

People were amazed at what Jesus was saying. People looked at each other and said, "Is Jesus the Holy One from God?" Others said, "No, Jesus isn't the Son of God. Jesus is the son of Joseph and Mary. We know where his family lives." The people in Nazareth didn't want to believe that Jesus was the Holy One.

Jesus walked to Capernaum, a town by the sea of Galilee. (*Have the children "walk" with their fingers.*) Jesus did powerful miracles in Capernaum. Jesus made people's sick bodies well, just like that! (*Snap your fingers.*) People began coming to Jesus from all the towns around the Sea of Galilee.

(*Show the GF2 picture.*) Some men came carrying a paralyzed man on a mat. The man couldn't walk because his legs wouldn't work. Jesus said, "Get up, take your mat and go home." Just like that, (*Snap your fingers!*) the man stood up and walked home, on his own legs. Everyone was amazed. "Could Jesus be the Holy One from God?" they asked each other.

One day Jesus was preaching by the Sea of Galilee. "The kingdom of God is coming," Jesus said. "Get ready!" Jesus saw two boats by the water. He got into Peter's fishing boat and said, "Go out into the deep water and put the nets in the water to catch fish."

Peter said, "There are no fish tonight. We've been trying all night and we don't even have one fish. But . . . because you say so, I will put the fishing nets in the water."

(*Show the GF3 picture.*) When Peter put the nets in the water, so many fish swam into the nets that they began to break. Peter James and John called to their friends in the other boat. "Come help us! We have too many fish! Our nets are breaking!" The fish filled both boats so full that they began to sink.

When Peter saw that Jesus could make fish come to his net, he fell at Jesus' knees and said, "I have sin in me. I need forgiveness." He knew that Jesus was from God.

Jesus said to Peter, "Don't be afraid. Leave your boats and follow Me." So Peter, Andrew, James and John pulled their boats up on shore, left their boats and their homes and followed Jesus.

(*Show the GF4 picture.*) Jesus asked more men to be His disciples. He asked Matthew to leave his business and follow Him. He chose seven other men to follow Him. These twelve disciples left everything and stayed with Jesus wherever He went because Jesus had a new job for them. They wanted to learn from the holy Son of God.

Next week, we will learn more about what Jesus says and what the disciples do when they follow Jesus.

Prayer: Dear God, thank You for sending Jesus who is powerful and holy. He is the Holy One. In Jesus' name, amen.

Bible Adventure for 4's, 5's & K-

After Jesus was baptized, God's voice from heaven said, "This is My Son. I love Him and I'm pleased with Him." The Holy Spirit came to Jesus in the form of a dove. Now Jesus was ready to begin preaching about who He was.

Put on your sandals and let's follow Jesus through the Bible Adventure. It begins in Nazareth where Jesus had grown up. The streets were dirt and stones and it was good to wear sandals to walk on them. Jesus walked in those streets and went to the synagogue church to teach the people Bible words from the book of Isaiah.

Were you with us last year when we learned about the prophet Isaiah? His words are right here in my Bible. When Jesus read Isaiah's words, He read these words from a scroll. (*Open one of the scrolls the children made during Hook time.*)

Jesus stood up in the synagogue and said, "God has sent me to preach good news to you. He has sent me to set people free from their sins."

People were amazed at what Jesus was saying. People looked at each other and said, "Is Jesus the Holy One from God?" Others said, "No, Jesus isn't the Son of God. Jesus is the son of Joseph and Mary. We know where his family lives." The people in Nazareth didn't want to believe that Jesus was the Holy One.

Next, Jesus walked over hills on dusty, dirty roads to Capernaum, a town by the Sea of Galilee. Here Jesus taught the people as they gathered in the synagogue church. The people were amazed at His teaching because He spoke with so much authority.

Jesus just kept on teaching and doing miracles. In Capernaum, Jesus did many powerful miracles to show people that He was the Holy Savior, the Son of God who came to save people from their sins.

One day as Jesus left the synagogue, He went to Peter's home. Peter's mother-in-law was there and sick with a very high fever. Peter asked Jesus to help her. Jesus leaned down to her and made the fever leave her. Jesus had power to make sick people well. Just like that, she felt much better. She got up right away and began serving Peter and Jesus.

People were hearing about Jesus and wanted to hear Him and see Him work. Often Jesus would go away to a quiet place to pray and talk to His Father, God. He also walked from town to town preaching the good news all over the kingdom. People from all the towns around the Sea of Galilee would follow Him and gather around so they could listen.

One time, while Jesus was talking to lots of people in a house, some men came carrying their friend on a mat. This man couldn't walk because his legs were paralyzed and didn't work. The friends walked all around the house but there were so many people that they couldn't get close to Jesus. It was hard carrying their friend but they figured out a way to get him to Jesus. They climbed up on the flat roof and made a hole in the roof tiles. After attaching ropes to all four corners of the mat, they very carefully lowered their friend down through the hole in the roof and set him down right near Jesus.

Jesus said to the man, "Get up, take your mat and go home." Immediately, the man stood up and went home, praising God. Everyone was amazed and praised God for what He had done to the man's legs.

Day after day, people crowded so close to Jesus that he could hardly walk. One day, as He was preaching by the Sea of Galilee, Jesus saw two boats at the water's edge. Peter and the others were busy washing and repairing their fishing nets. Jesus got into Peter's fishing boat with him and asked him to push it off shore and into the water. Jesus began to teach the people on shore from the boat. Now everyone could see Him and hear Him.

When Jesus finished preaching, He said to Peter, "Go out into the deep water and put the nets in the water to catch fish."

Peter said, "Master, we've worked hard all night and haven't caught a single fish. But because you say so, I will put the fishing nets in the water."

When they put the nets in the water, so many fish swam into the nets that the nets began to break. Peter signaled to their fishing partners in the other boat to come and help them. The fish filled both boats so full that they began to sink.

When Peter saw what Jesus had done, he fell at Jesus' knees and said, "I am a sinful man." He thought that Jesus was the Holy One from God. Only God could do a mighty miracle like filling the boats with so many fish.

Jesus said to Peter, "Don't be afraid. From now on you will catch men rather than fish."

I bet Peter and his friends looked at each other with funny looks on their faces. "What did he mean 'catch men'?" they wondered. What do you think it means to "catch men"? Would they use boats, nets and fish hooks? It meant that the disciples could help bring men into the kingdom of God by telling them about Jesus and having their sins forgiven when they believed in Him.

Peter, Andrew, James, and John pulled their boats up on shore, left everything and followed Jesus. They were Jesus' first disciples or followers. Jesus asked more people to be His disciples. (*Show the GF4 picture.*) After Jesus spent a night praying on the side of a mountain, He asked a tax collector named Matthew to leave his business and follow Him. He chose seven other men to be His disciples. They were Philip, Bartholomew or Bart, Thomas, another James, Simon, Judas and another Judas. All together, there were twelve disciples that followed Jesus. They left their towns and jobs behind so they could be with Jesus wherever He went. Jesus had a new job for them and they were happy to do it. They wanted to learn everything He said because He was the holy Son of God.

We can learn everything the disciples learned from Jesus because His words are written in the Bible book of Luke. I love reading the Bible because Jesus tells me how to be free of the wrong things I do. Next week, we will learn more about what Jesus says and does in Luke, so bring your sandals! Who knows what we might need them for!

Prayer: Dear God, thank You for sending Your holy Son to show us how powerful and holy You are. Help us want to learn all about You. In Jesus' name, amen.



Look:



Follow the Leader through the Adventure: (BLUK04ECGF8) Put on your GF8 sandals and walk over the hills, across rivers, on hard bumpy stones and soft dry sand to Nazareth to listen to Jesus teach in the synagogue. Next walk again over hills and valleys in the hot dry sun. Look ahead and

what do you see but the Sea of Galilee! Watch people come from all over the countryside to hear Jesus teach. Sit on the grass and listen. Knock on the door of Peter's house and go in to meet his mother-in-law. Be seated on the floor as the man is lowered through the roof; watch him walk again. Follow Jesus to the sea again and talk with the fishermen who caught nothing all night. Smell the sea breeze and fish odors from the nets. Feel the sand between your toes. Watch the men catch so many fish that they need help to get them in. Pull and tug as you help with the nets. Walk away with the disciples and Jesus as you choose to follow Him.

- Boat and Fish Craft Center: (BLUK04ECGF6)** Cut a boat like the GF6 pattern from light blue construction paper. Cut four fish from the orange construction paper. Draw eyes and a mouth on the fish. Punch holes in the boat and fish as marked on the pattern. Tie one end of the yarn or ribbon to the boat and let the child string the fish. Tie a knot after each fish so that the fish cannot slide. Younger children may paste the fish to the ribbon.
- Beanbag Disciple Game:** Place each disciple's picture and name on the floor on a piece of paper. Together repeat "____ followed Jesus" as the children take turns throwing a beanbag on a name.
- "Follow Me" Boat Center: (BLUK04ECGF9)** Follow the instructions on the GF9 page and make a simple "boat" with disciples in it. Glue the memory verse on the side of the boat envelope. Talk about the Aim Questions as you work. Review the names of the disciples by singing the "Disciple Song."
- "Miracle of the Fish" Coloring Center: (BLUK04ECGF4)** As the children color the picture, talk about what happened in the story. Talk about what happened after the miracle of the fish. The disciples left everything and followed Jesus. The children can tear off bits of brown construction paper and glue them to the boat. They can tear off tiny bits of silver construction paper for fish and glue them to the net.
- ② **"Jesus Calling Disciples" Coloring Center: (BLUK04ECGF7)** Color the picture of Jesus calling the disciples to follow Him and be fishers of men. Glue goldfish crackers on the picture. (Make sure you have enough for the children to eat a few.) Talk about how the disciples stopped what they were doing, gave their boats away, and followed Jesus.
- ④ **Fish for People: (BLUK04ECGF9)** Using the disciples' pictures, place paper clips on each and put them in the bottom of a large garbage can. Let children fish for disciples by using a stick or pole with a magnet on the end of the string. Talk about what Jesus meant by fishing for people.
- ④ **Fishermen Activity Sheets: (BLUK04ECGF10 & BLUK04ECGF12)** Choose one of the worksheets and guide the children through the activities as instructed on the sheets. Review the memory verse as you talk about the point of the fishing miracle.
- ④ **Disciple Review Picture: (BLUK04ECGF4)** Let the children draw faces on each of the disciples, saying the names as they work. This will give an opportunity for hearing the disciples names one more time in a creative way.
- Snack Center:** Using the fishing pole from the Hook section, let each child "fish" for a small ziplock bag of goldfish crackers. Let the children take turns putting their pole over a barrier (could be a table with a blue blanket over it or a large cardboard wall) and on the other side a teacher fastens the bag of crackers to the pole and then gives the line a quick tug, at which point the child pulls the line back over the barrier. Before the children eat, have them fold their hands and thank Jesus for being powerful enough to fill Peter and Andrew's nets full of fish. As the children eat let the children smell and taste some tuna fish. Talk about life as a fisherman. Ask the children about their fishing experiences.

Songs:

- The Disciple Song** *(to the tune of the "ABC" song)*
Peter and Bartholomew
They're disciples one and two
After them Philip and John
Matthew, Thomas and Simon
Then the Jameses--there are two
Here is Judas and Andrew.

Now at last, get this straight,
Is Judas Iscariot. (*pronounce it "is-carry-ate"*)
Jesus chose them, now you know.
Will you follow Him also?

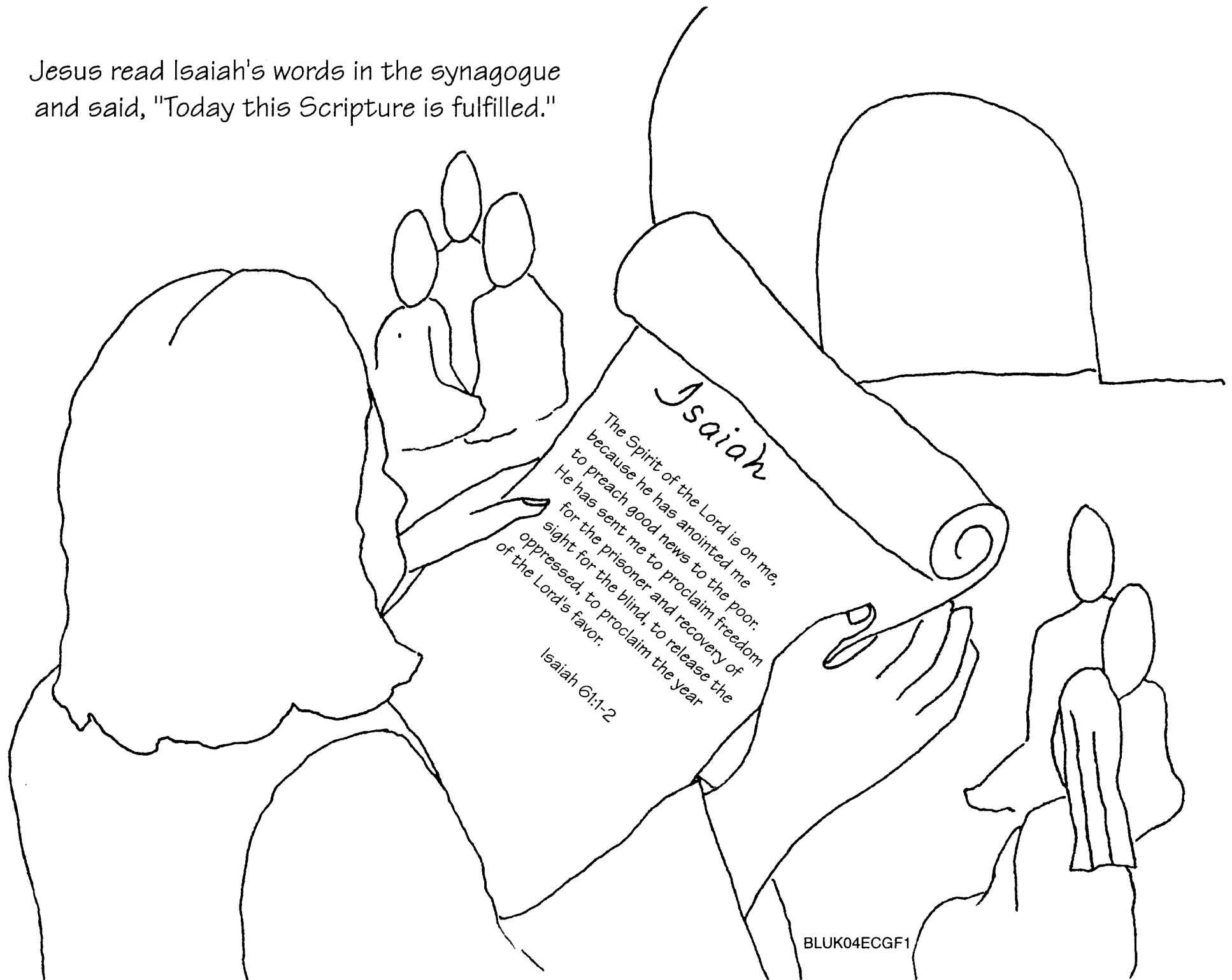
④ I Will Make You Fishers of Men




Took:

- Review Circles: (4LUK04ECGF14)** Use these circles to review the Bible Adventure Aim Questions. See the "Luke Review Methods" page for ideas, or let the children cut out the pictures and put them in their Baggie Book (see Hook idea).
- Accordion Disciples: (4LUK04ECGF11)** Cut out the men with long legs. Draw eyes, nose and a mouth on each. Punch a hole in the top of the head. Put reinforcers around the hole and tie a piece of string through it. Fold the legs accordion style. Let the children name their disciple. Have the disciples walk around following Jesus. Say the memory verse as they walk.
- ② **Circle Fish: (4LUK04ECGF13)** Make a fish out of two circles of construction paper as shown. On each child's fish, write the memory verse. Teachers can write the names of the child's friends and relatives that he can invite to church or tell about Jesus. Use this fish as a prayer reminder for these people.
- ④ **Memory Verse Review Center: (4LUK04ECGF5)** Go fishing again like you did during Hook time. After all the "fish" are caught, line up the children in the right order for the verse. Play again as interest allows.
- ④ **Verse Review:** The teacher whispers one verse to the child on her left. She whispers the other verse to the child on her right. They each whisper it to the child next to them and this continues until they reach half of the circle of children. See how they come out at the end!


Jesus read Isaiah's words in the synagogue and said, "Today this Scripture is fulfilled."



Jesus said, "So that you may know that the Son of Man has authority to forgive sins. . ." He said to the paralyzed man, "Get up, take your mat and go home." Luke 5:24




Immediately, he stood up. . . and went home, praising God.



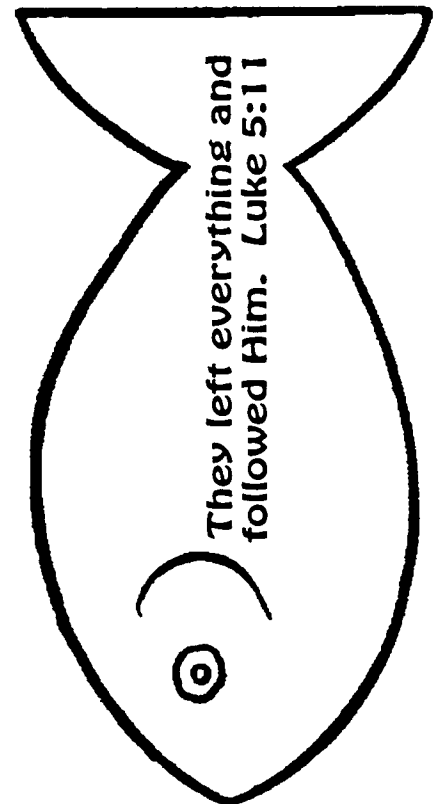
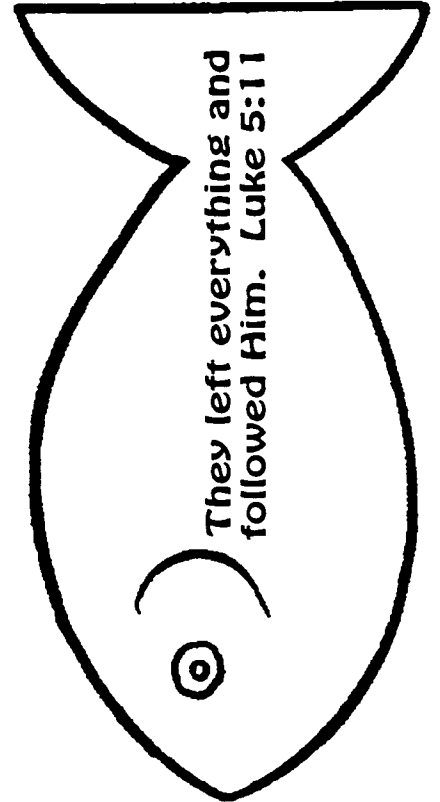




They left everything
and followed Jesus.
Luke 5:11

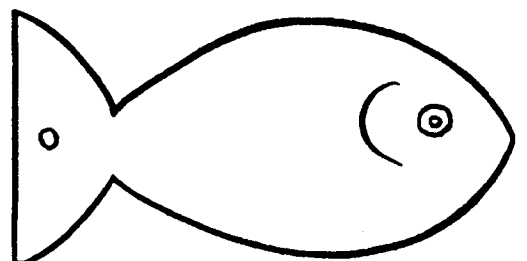
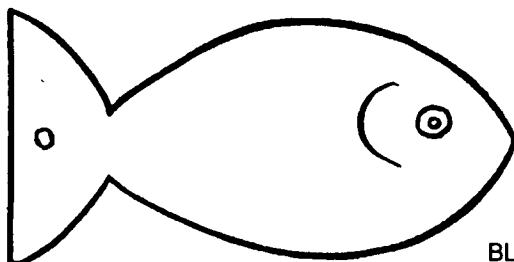
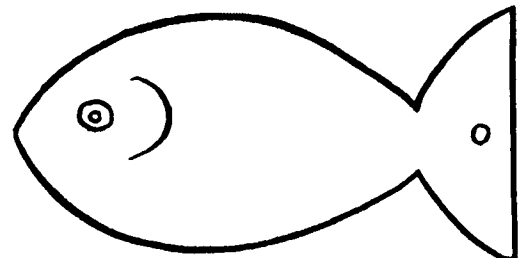
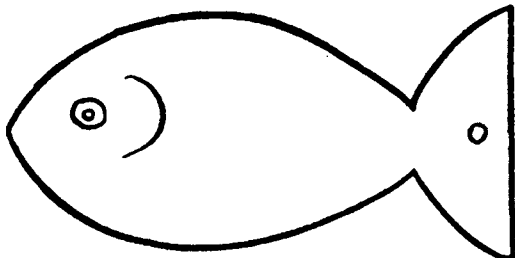
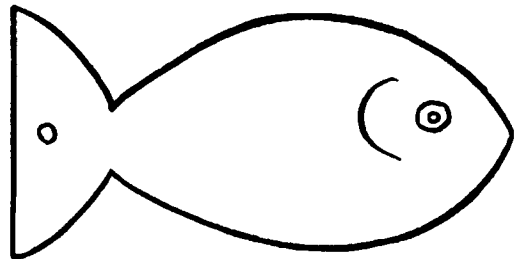
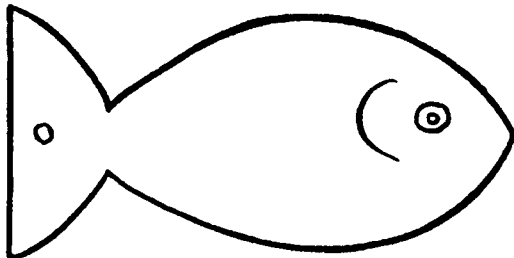
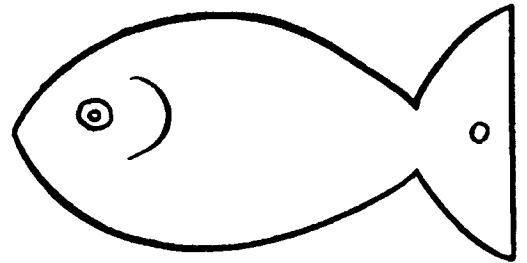
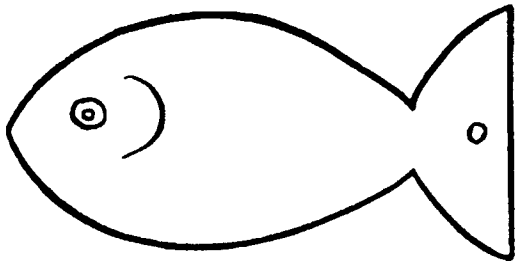


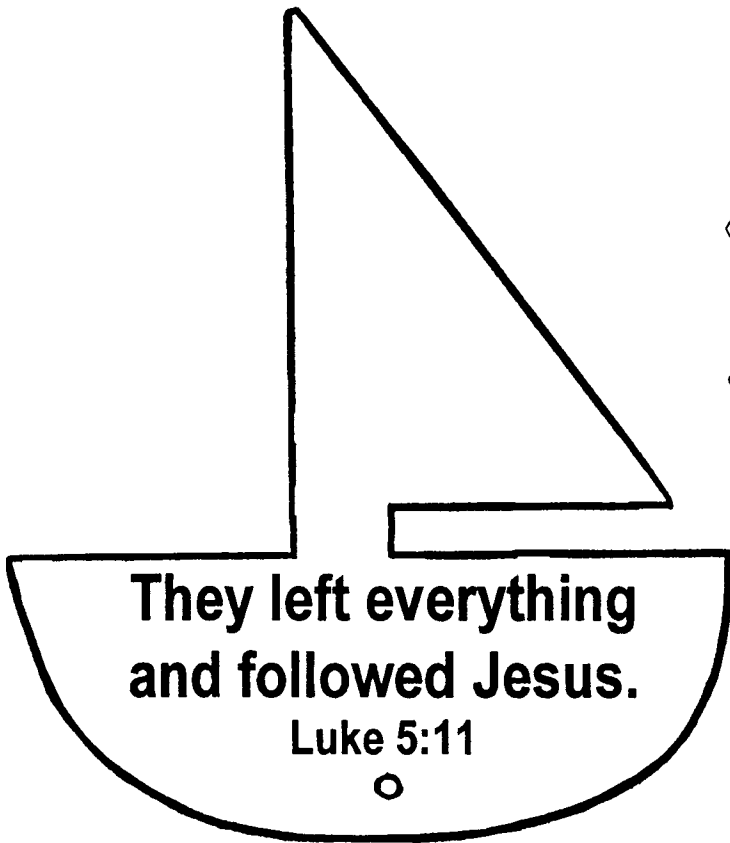
They signaled their partners in the
other boat to come and help them,
and they . . . filled both boats so
full that they began to sink.

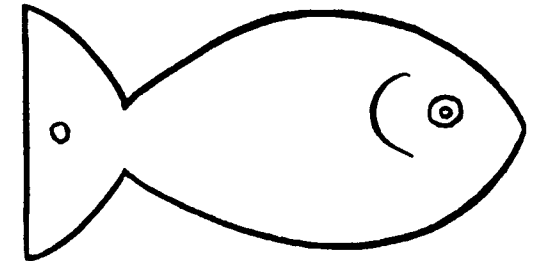
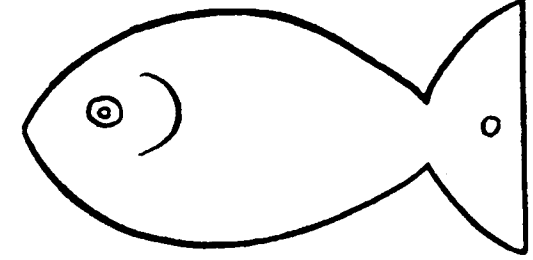
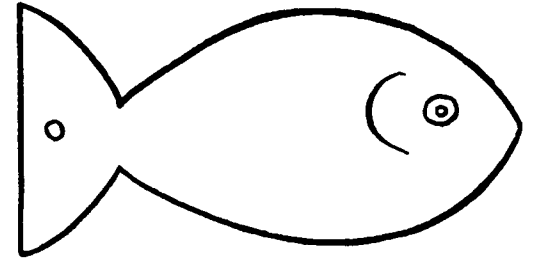
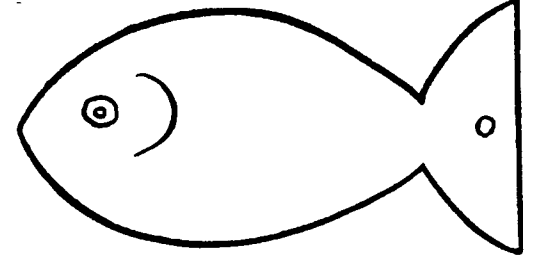
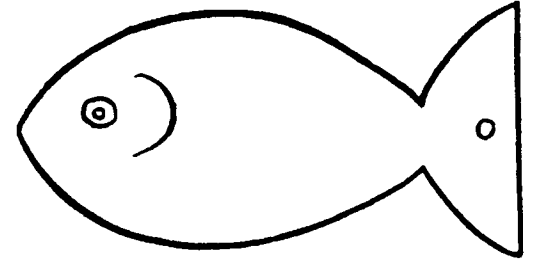
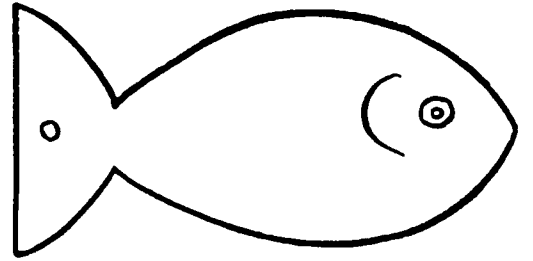
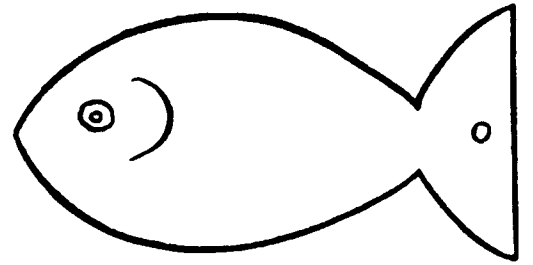
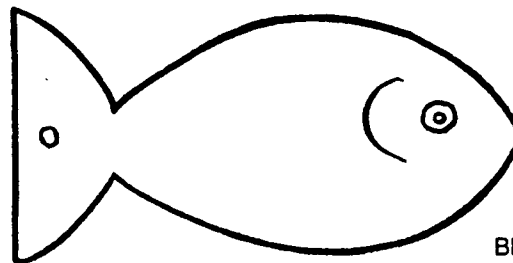
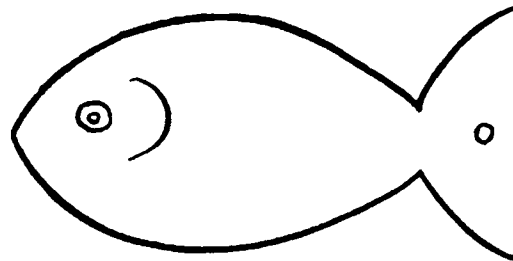
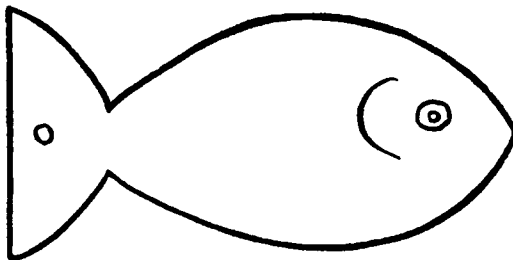
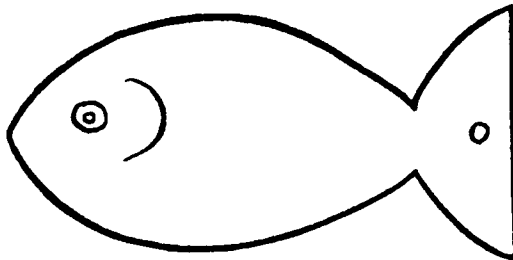
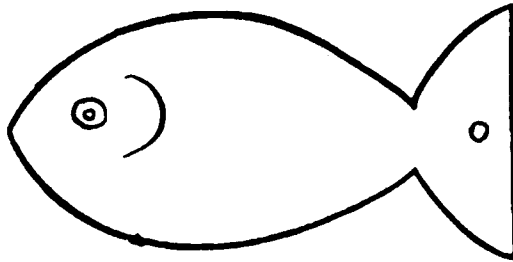
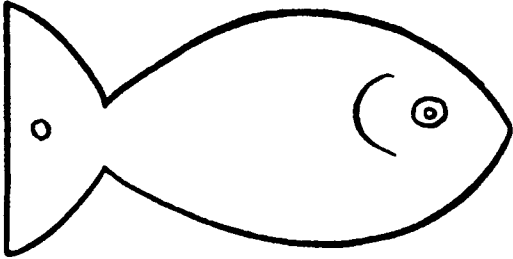
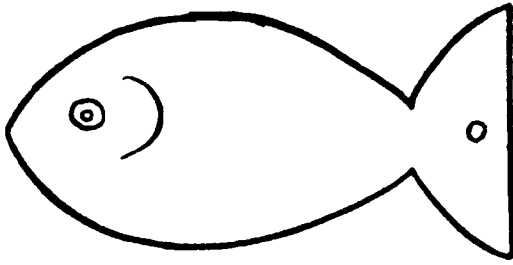
After praying,
Jesus chose His
twelve disciples.



Fish Patterns







BLUK04ECGF6




BLUK04ECGF7

Jesus invited Peter and Andrew to follow Him.
They left everything and followed Him. Luke 5:11

**They left everything
and followed Him.
Luke 5:11**

**They left everything
and followed Him.
Luke 5:11**




THEY LEFT EVERYTHING AND FOLLOWED HIM. LUKE 5:11

THINGS YOU'LL NEED:


- Copies of the block figures for each child
- An envelope for each child
- Crayons
- Scissors
- Nylon net
- Stapler and staples
- Construction paper
- Glue

Ahead of time, cut the flaps off envelopes to make "boats." Distribute "boats" and one set of figures to each child.

The children can color the boats and the block figures. Help the children staple a square of nylon net to the side of the boat. Children can paste torn bits of construction paper (fish) inside the net.



Jesus talked to the people.
Draw Jesus sitting in the boat.




Simon Peter and his friends went fishing.


Circle the things they need.




Boat




Water



Net



Table



Fish

Jesus did a miracle with fish.

The disciples left everything and followed Jesus. Luke 5:11

Accordion Disciples


Materials:

Four large pieces of construction paper
scissors
markers
glue or tape
string
reinforcers for paper holes

Instructions:

Before class, gather materials. From three pieces of construction paper, cut three bodies for disciples. Fold the legs accordion-style. Out of the fourth piece of construction paper, cut three circles, each about 3" in diameter. For younger children, draw eyes, nose and mouth on each. Older children can draw their own disciple's face. Punch a hole in the top of the head. Put reinforcers around the hole, and tie a 36" length of string through each.

During the Class: Let the children pretend that their disciples are following Jesus. See the Look "Follow the Leader" for ideas of where the disciples can go.

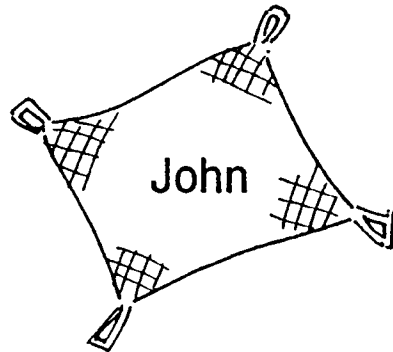

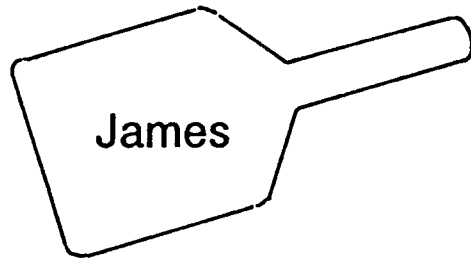










Meet Jesus' friends.

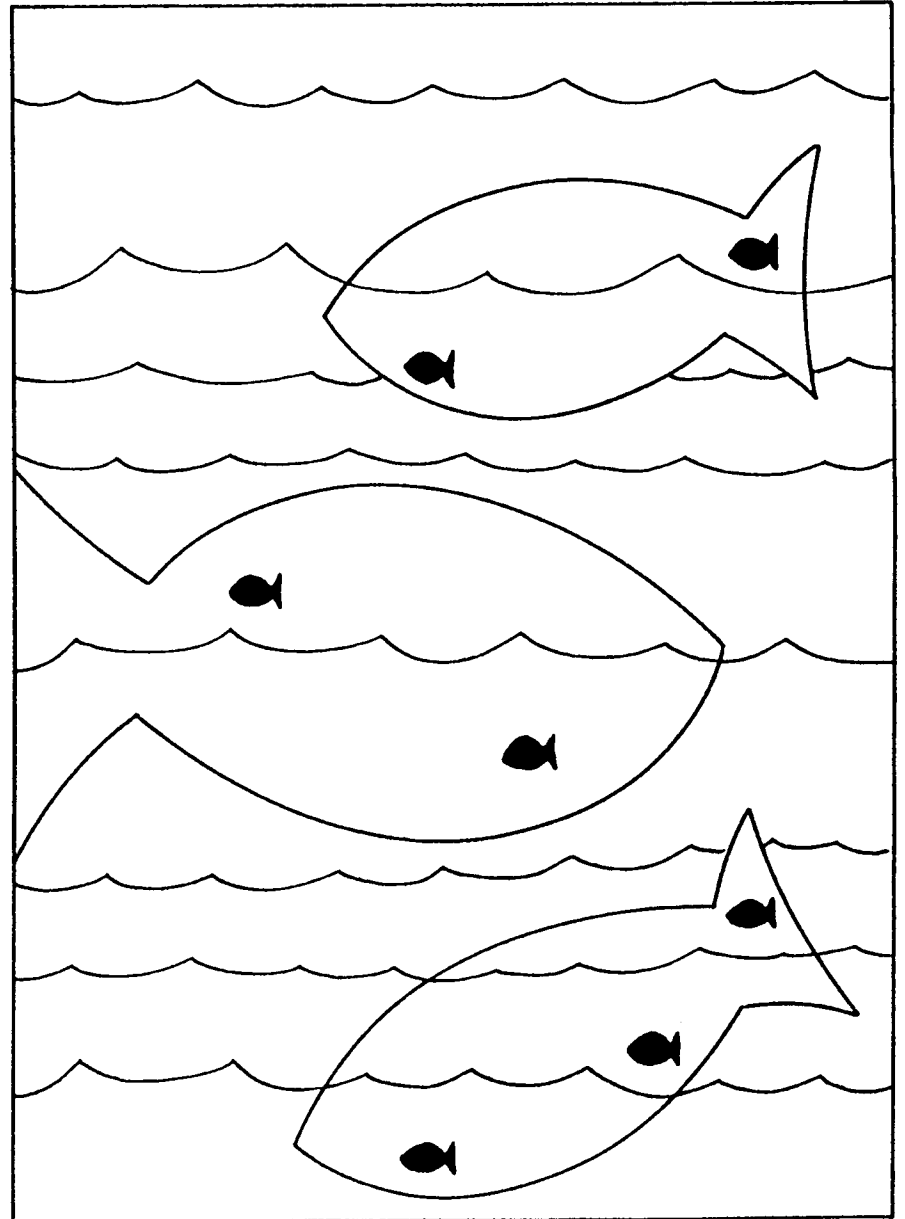


Match the shapes.



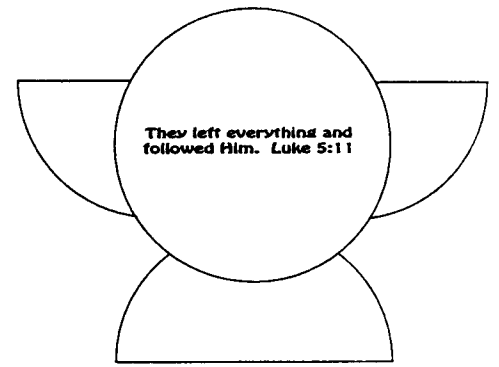
Jesus' friends were fishermen.

Color the spaces that have .

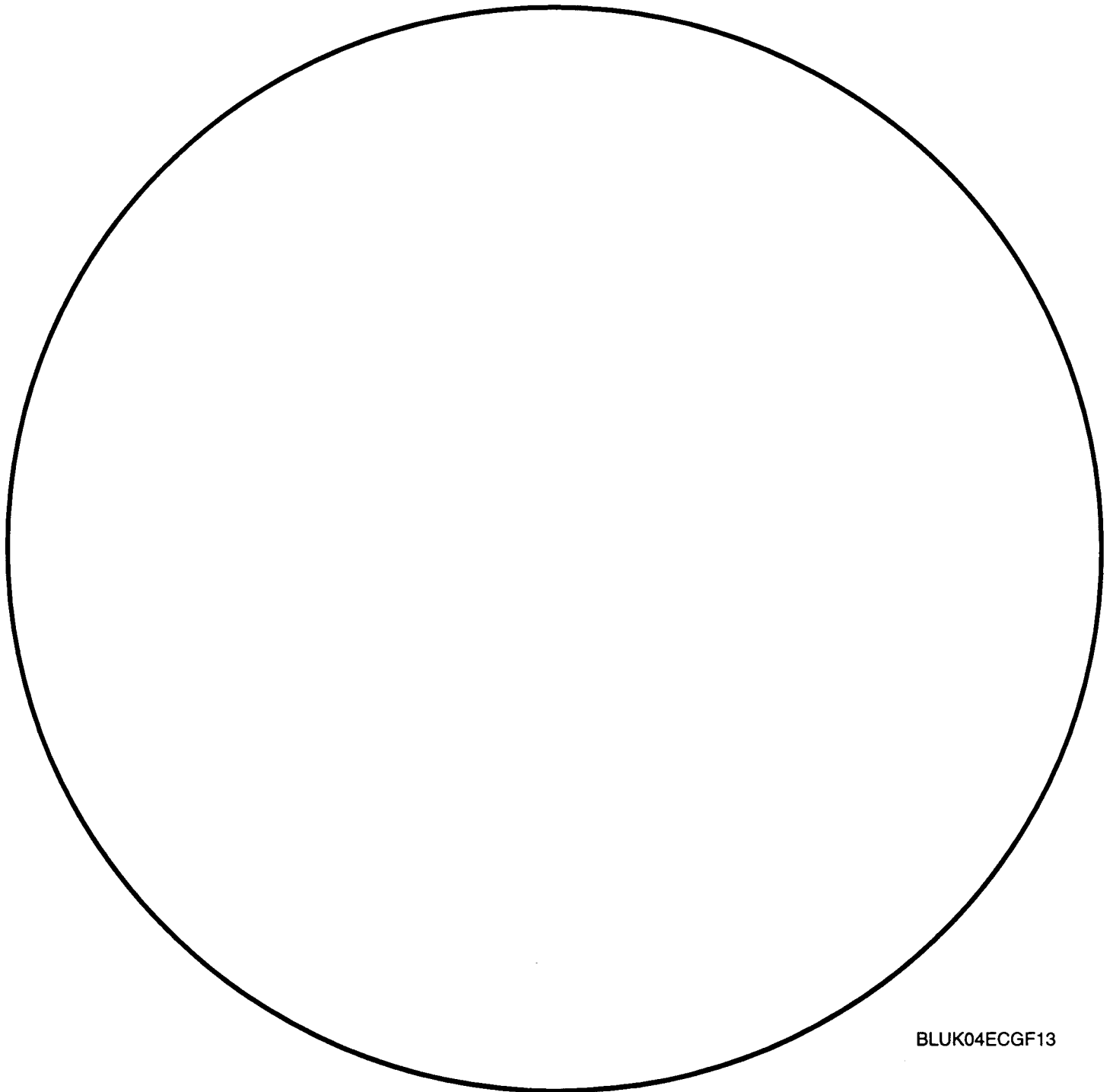


Circle Fish


Cut 2 circles from construction paper.
Cut one circle in half. Cut one half in
half again. Staple the parts together
to make a fish, as shown in the sample.
Glue the verse to the fish body.



**They left everything and
followed Him. Luke 5:11**




STORY
CIRCLES
FOR LUKE
LESSON #4.




Jesus read from the
book of Isaiah.



Jesus said,
"Take up your
bed and
go home."



The fishermen
left their boats
and followed Jesus.



Jesus chose twelve disciples
to stay with Him and
learn from Him.