

Materials I Need:

Memory Verse:

The Holy One to be born will be called the Son of God. Luke 1:35

Aim Questions for 2's and 3's:

1. **What was the prophet's name who lived in the desert and ate honey and grasshoppers?** (*John, the baptist*)
2. **What did John tell the people who came to hear him preach?** (*Get ready! Be baptized!*)
3. **What did John do with water for the people who wanted to get rid of their sins?** (*John baptized with water.*)
4. **When Jesus was baptized in the water, who came to Him and who spoke to Him?** (*God the Holy Spirit came to Jesus, appearing like a dove, and God the Father spoke to Him.*)
5. **Does everyone have selfish sin?** (*Yes*)
6. **Who is the Holy One from God who washes away our sin?** (*Jesus*)

Aim Questions for 4's, 5's & K:

1. **Where did the prophet John live and what did he eat and wear?** (*John lived in the desert, ate wild honey and locusts and wore a camel-skin coat tied around his waist.*)
2. **What kinds of people came to hear John preach?** (*Tax collectors, soldiers, religious leaders and all kinds of people who needed forgiveness for sin.*)
3. **What did John do with water for the people who wanted to get rid of their sins?** (*John baptized with water.*)
4. **When Jesus was baptized in the water, who came to Him and who spoke to Him?** (*God the Holy Spirit came to Jesus, appearing like a dove, and God the Father spoke to Him.*)
5. **Does everyone need to get rid of their sin?** (*Yes*) **Do you need to get rid of your sins?** (*Yes*)
6. **Who is the Holy One from God who takes away our sin if we trust in Him?** (*Jesus*)

Key for symbols:



This box symbol represents ideas that can be used for two-year-olds through kindergarten. Please remember to slow down the pace for two-year-olds and keep the pace moving for five-year-olds.



This symbol represents ideas that are best used for two- and three-year-olds.



This symbol represents ideas that are best used for four-year-olds through kindergarten.



Hook:



Bathing and Baptizing Center: Bring several plastic dolls to class and show the children how to bathe babies in a plastic tub. Show how you support their heads. . .very carefully. Talk about cleaning babies' bodies with soap and water. In today's lesson, we will hear about baptism. Baptism is done by lowering a person into water but not for the purpose of cleaning dirt from their bodies. Baptism is a picture of what happens when Jesus washes the sin away from our hearts.

-
- John, John, John: (BLUK03ECGF12)** “How many persons named John do you know? In the lesson today, we are going to meet a man named John and he was a special John. The people called him John the Baptist. What do you think he is going to do during our lesson today? We are going to hear that he was a very special person who baptized people and told them about Christ, the Holy One.” Use the “Jesus and the Children” rhyme, changing it to “John and the People.” The words will say, “Many people went to see John.” Use the “Jesus and the Children” rhyme next week. Repeat the rhyme several times.
 - Watch a Baptism:** Hopefully there will be a special time during this Sunday’s service when the children can quietly go and watch one baptism. When the class returns, talk about what the baptism meant. Ask them if they would like to be baptized when they are older.
 - Luke Review:** Using pictures from the last weeks’ Bible Adventures, ask children to place the pictures in the order in which they took place. Ask the children to tell the story of the book of Luke up to this point.
 - Finger Painting Center:** Using finger paints, (recipe following) form rivers and lakes, etc. Wash hands in a tub of water to get clean. Talk about how we use water to clean food before we eat it, to clean dirty clothes, to clean a dirty floor and to clean us when we get dirty. In the Adventure today, water is used to show how people wanted to get rid of another kind of dirt.
Recipe: Mix 2 tablespoons of sugar and 1/3 cup of cornstarch in a saucepan, then slowly add 2 cups of cold water. Cook over low heat for 5 minutes, stirring constantly until the mixture is a clear, smooth gel. When cool, stir in 1/4 cup of liquid dishwashing soap. Scoop into plastic containers and stir in food coloring drops or tempera paints.
 - Crossing the River:** Using two ropes (and a teacher at each end) placed parallel on the floor, ask children to line up on one side of the river. Start by placing the ropes close together. After each time the children jump across, move the ropes a little farther apart. “In the Adventure today, there were some people that were happy to be in the river. Let’s find out what they were doing.”
 - ② **Water Play:** Provide a dishpan of water (placed on a thick towel) and a few boats, dishes, etc. Talk about uses for water. “We can use water for drinking, (pretend to drink a glass of water) for washing dishes and dirt from our hands, and for fishing if the water is a river. Today, in our Bible Adventure, we will learn about something called ‘baptism.’ Baptism is when a person goes under the water and comes up again. (Demonstrate with a small doll.) Baptism is a very special thing that John the Baptist did for people who wanted to stop doing wrong things.”
 - ④ **Growth Chart:** Measure each child’s height on a chart on the wall. Then measure the teachers’ heights on the wall. Talk about growing a little taller and bigger each year. We can learn more about God and the Bible each year. That is what happened to Jesus and John the Baptist. They grew wiser and stronger year after year until they were adults. In the Bible Adventure today, these cousins are grown men and ready to do the work God had for them. Talk about the work God has for you as a Bible School teacher and how much God teaches you as you study the Bible.
 - ④ **“Deciding What Is Right” Coloring Page: (BLUK03ECGF6)** Color the GF6 picture deciding what is right to do. In the Adventure, some people will decide to do the right thing and some will not do the right thing. Listen and find out who makes the right decision.
 - ④ **Memory Game:** See last week’s Look section and repeat as a review.
 - ④ **Sin Washed Away:** Talk about baptism. Ask if the children know why a person is put in water. Just as water washes away dirt, when we are baptized we are showing everyone around us how Jesus has washed away our sins. Have a couple of children get their hands really dirty. Then have one child just use water to wash his hands. Give the other child soap to use with the water. Which child’s hands are cleaner? God is like the soap. We can never really be clean in our hearts without Him!



Book:
Presentation Ideas -

- Use the Hook bathtub to “baptize” a doll, to show how John was baptizing people in water.

- Show the **BLUK03ECGF1**, **BLUK03ECGF2**, and **BLUK03ECGF3** pictures as you tell the Bible Adventure.
- Wear a tunic made of leather or a rough fabric as you tell the Bible Adventure.
- ④ Bring a plate of grasshoppers. Pretend to eat them like John the Baptist.

Bible Adventure for 2's & 3's-

(Show the pictures of two babies, John and Jesus.) John and Jesus grew and grew. As boys they obeyed their parents because they wanted to obey God. They learned the Old Testament Scriptures.

(Show the Old Testament part of your Bible. Then show the GF1 picture.) John and Jesus wanted to learn what the Bible said. They listened to their parents and learned from the Bible.

When Jesus and John grew up and became men, they each had an important work to do. *(Show the GF2 picture.)* John was a prophet who wanted to tell everyone about the Holy One from God. John lived out in the hot, dry desert near the Jordan River. John slept outside under the stars at night. He ate whatever food was nearby, wild honey and grasshoppers. He wore a rough camel-skin coat tied around his waist. Every day John was outside in the hot sun, telling God's message to people.

John said, "The Holy One is coming! Get ready for Him! Come and be baptized to show that you want to live in God's right ways."

People came from all over Israel to hear John preach. Soldiers came to hear a message from God. Jewish temple leaders came to hear John preach. "Is this the promised Savior?" they wondered. "Is John the Holy One?"

John said, "I am not the Holy One from God. I baptize you with water to get you ready for God's kingdom."

Many people wanted to be baptized. They wanted to change to God's good ways. John baptized them in the Jordan River, by dipping them under the water.

Some people didn't want to change to God's right ways. They thought they were all right. John said to them, "Being born into a good family does not make you right with God in your heart. You must tell God you are sorry for your selfish ways and change to His right ways. God's true children want to obey the Bible."

(Show the GF3 picture.) One day, while John was baptizing people in the Jordan River, Jesus came to him, asking to be baptized. John said to Jesus, "You don't need to be baptized. I'm not good enough to baptize You."

But Jesus said, "I want to show people the right way. It is right to be baptized." So John dipped Jesus in the water.

When Jesus came up from the water, the Holy Spirit of God came down to Jesus from heaven. When the Holy Spirit came to Jesus, He looked a little like a white dove. At the same time the Holy Spirit came to Jesus, God the Father from heaven said, "You are my Son and I love You. I am very pleased with You." What a special time in Israel! The Holy One had come to earth! Jesus was the Holy One, the Son of God, who would help His people live in His right ways.

Prayer: Dear God, thank You for sending Jesus. I want to obey You and Your right ways. Help me do that each day. In Jesus' name, amen.

Bible Adventure for 4's, 5's & K-

(Show the pictures of two babies, John and Jesus.) John and Jesus grew and grew. They grew up playing and doing things just like you do. They helped their dads with projects around the house and they played with toys. They didn't have Legos and computers but they played with sticks, boards, dirt and stones. They played with neighbor kids just like you! As boys, they obeyed their parents because they wanted to obey God. They learned the Old Testament scriptures because it is God's Word and they wanted to learn what God had to say to them.

They grew up into big, strong men. When they were about thirty years old, they each had important work to do. John was a prophet who helped people get ready for the holy Savior, Jesus. John lived out in the hot, dry desert near the Jordan River. He didn't care about being comfortable. He wore what he could make out of camel skin. He wore a rough camel skin coat, tied around his waist with a leather belt. He didn't care about what he ate. He couldn't go to a grocery store or go get a hamburger when he was hungry. He ate what was available out in the desert. He ate wild honey and grasshoppers.

John wasn't thinking about food and clothes. He was thinking about the sin in people's hearts. He was thinking about what God wanted him to do and say. He was thinking about the Holy One, Jesus, and

helping people get ready for His kingdom. John was preparing the way for the Lord. John was preparing people to get rid of their sin and know and believe in Jesus as their Savior.

If you had been with John by the Jordan River on one of those hot days, you would have heard something like this, "The Holy One is coming. The Savior Jesus is coming. Get ready for Him by giving up your sins. Stop doing bad things. Tell God and others you want to follow God and His right ways. Be baptized to show that you want to live in God's right ways."

If you had been with John by the Jordan River you would have seen people coming from all over Israel to hear him preach. People were coming who worked at all kinds of different jobs. Tax collectors came to hear John preach. Soldiers came to hear a message from God. Jewish leaders came to find out what was going on.

"Is this man the promised Savior?" they asked each other. "Is his message from the true God?"

John just had to keep telling them, "I am not the Holy One from God. He is so much better than I that I am not even worthy to untie His sandals. I baptize with water to show that you want to stop doing wrong. The Holy One will baptize you with the Holy Spirit of God, to help you start doing right."

Many people wanted to quit doing wrong and were sorry for their selfish attitudes. They said, "We know we have been doing wrong things. We want to stop, and start doing right. What should we do to change?"

John said, "If you have two shirts, give one to the person who has no shirt. If you have extra food, give some to the person who has no food. Don't steal something from another person. Be happy with what you have."

The people who wanted to obey God were baptized in the water. John baptized them in the Jordan River by dipping them under the water. Baptism was a sign to show everyone that the person was sorry for his sins. He wanted a clean, new start. It showed that God had made him clean from his dirty sins because he repented and said he was sorry.

Some people didn't want to change to God's right ways. They made excuses for their bad behavior. They thought they were all right just because they were Israelites.

John said, "Being born into a good family does not make you right with God in your heart. You must tell God you are sorry for your selfish ways and change to His right ways. God's true children want to obey His Word."

One day Jesus came to the Jordan River and saw John. He wanted to be baptized in the water. John said to Jesus, "You have nothing to be sorry for. You don't need to be baptized."

But Jesus said, "I want to show people the right way. This is the right thing for me to do." So John dipped Jesus under the water.

When Jesus came up from the water, He began praying to God, His heavenly Father. As Jesus was praying, a wonderful thing happened. The Holy Spirit of God came down to Jesus from heaven. The Holy Spirit is invisible and can't be seen, but when the Holy Spirit came to Jesus that day, He looked a little like a white dove. At the same time the Holy Spirit came to Jesus, a voice from heaven said, "You are My Son and I love You. I am very pleased with You."

What a special time in Israel! The Holy One had come to earth! God would help His people live in His right ways.

After this, Jesus lived in the desert for forty days all by himself. He was tempted to do wrong things, but each time He remembered God's words. God's words in the Bible helped Jesus and they help us, too. John preached about God. He told people that God's kingdom was coming.


Prayer: Dear God, thank You for sending Jesus. Thank You that baptism is a way we can show others how You clean us from our sins. I want to follow You and Your right ways. Help me do that each day. In Jesus' name, amen.





Look:

- "3 in 1" Book Center:** This picture book explains the Trinity to very young children. Be sure you read the book before telling it to the children. It is worth keeping the book in the classroom to read to the children throughout the year.
- Mural Review:** Let children color a river and surrounding hills and desert area on a large piece of butcher paper. Using paper doll shapes for John, Jesus and the people, ask a few children at a time to re-enact the Bible Adventure today.
- "Jesus is God's Son" Coloring Center: (BLUK03ECGF3)** As the children color the picture of Jesus' baptism, talk about how God the Holy Spirit came to Him as a dove and how God the Father

spoke words from heaven. Jesus really is the Holy Son of God. Review the memory verse as the children work on their pages. You could glue feathers to the dove and draw light rays in the sky to represent God the Father. Let the children tear bits of blue construction paper and glue them to water. When completed, tape the whole page to a piece of construction paper to make a framed picture.

 **Memory Verse Review:** After reviewing the verse together several times, ask the children to sit in a circle on the floor. Choose one child to be “it” and ask them to sit in the middle with their eyes closed. Go around and tap a child on the shoulder who gets to say the verse. “It” guesses who is saying the verse. If he guesses correctly, he or she gets to trade places with the person who said the verse. If not, he gets another turn. Each child can only be “it” two times in a row. Play the game until everyone has had a turn.

 **Many Places for a Baptism:** Have the children look through magazines such as *National Geographic* for different water sources (lakes, oceans, rivers, etc.). Cut them out and make a large “Places for a Baptism” picture. Ask the children if they know anyone who has ever been baptized. Ask them where people in our church get baptized. (This will be very easy if they have just watched one.) Ask them if they think that John baptized in a church with a nice small tiled pool. Tell them that people can get baptized in any type of water and John probably baptized people in a river or lake.

 **Snack Center: (Group Publishing)** Jesus asked John to baptize him because he wanted to start out his ministry right, showing people the right thing to do. Jesus started out right by obeying God. The children in your class can start out right by obeying, too. Display celery sticks where students can see them. Hold up the jar of peanut butter and a tube of toothpaste. Say: “I’ve brought some celery sticks for a snack today. Which one of these should we put on our celery sticks? Why?” (Peanut butter, because it tastes good; toothpaste is for brushing your teeth, not for eating.) Say: “But I thought maybe we could do something good for our teeth and have a snack at the same time. Are you sure you don’t want to try some toothpaste on your celery sticks? Let’s take a vote. How many people think toothpaste would taste better on celery sticks? How many people think peanut butter would taste better?” Have children vote by raising their hands. Have children each put several celery sticks and a spoonful of peanut butter on their plates. Give each of them a plastic knife and let them spread peanut butter on their celery. As the children are eating, say: “You made the right choice by putting peanut butter on your celery sticks. Toothpaste would have been the wrong choice!” Ask, “Can you think of times you have had to choose between right and wrong? (When a friend wants me to do something I’m not supposed to do; when I’m angry and I have to decide how to act). Jesus wanted to make all the right choices when he lived here on earth. Our story today was about a choice Jesus made. What reason did Jesus give for wanting to be baptized? (To do what God wanted.) Can you think of a time when you decided to do something because it was the right thing to do? Jesus chose to be baptized because it was the right thing to do. John told the people who came to be baptized that it was right to share what we have with people who have less than we do. He said it was right to be content with what we have. Let’s make the right choices to obey God this week. Let’s share what we have with people who have none.”

② **Snack Center:** For snack time, the children can eat crispy rice cereal, pretending that it is grasshoppers. You can even bring honey to pour over the rice cereal.

② **Just Like John:** The children can dress up like John the Baptist. Using burlap sacks, cut out holes for their heads and arms. Gather the sack together with an old belt or piece of rope. Talk about how it feels against their skin. Ask them if they would like to wear this every day. Ask them if they would like to eat grasshoppers every day.

② **Wash Away Sin Center: (BLUK03ECGF5)** John preached to the people in the desert, “Get rid of your sins. Be baptized.” Cut the GF5 heart from red construction paper and laminate it on both sides so that it is waterproof. Copy the picture that shows a selfish sin on dark paper and laminate it on both sides. Take a dab of honey and stick the “sin” to the front of the heart. While the children watch, hold onto the heart and swish it back and forth in a basin of warm water. The “sin” will become unstuck from the heart and wash away, just as Jesus washes away our sin. Sing “Oh, Jesus Has Washed Me Clean” as you let the children take turns washing the heart clean.

④ **Showing our Faith Collage:** John told the people their actions must show their faith. What do you think he might have told you to do if you went to see him? (Share with siblings or friends, obey Mom and Dad, etc.) Have them find pictures of people doing nice things in a magazine. Put all the pictures together on a piece of construction paper to make a collage.

④ **Follow the Maze: (BLUK03ECGF9)** Using GF9, help the people who are sorry for their sins and want to be baptized find John down by the river.

④ **Connect the Dots: (BLUK03ECGF7)** Connect the GF7 dots to form a dove. Talk about the Holy Spirit of God coming to Jesus and how Jesus heard God's words. "What were those words?"

④ **Wash Away Sin Center: (BLUK03ECGF5)** "Being baptized is a way of showing how Jesus has washed away our sins. Just as when we get into bathtub water, the dirt is washed off of our bodies, when we accept Jesus as our Savior and turn away from our sinful, wrong ways, He washes away the sin from our hearts." Cut the GF5 heart from red construction paper and laminate it on both sides so that it is waterproof. Laminate the box that says, "SIN" on dark paper. Take a dab of honey and stick the "sin" to the front of the heart. While the children watch, hold onto the heart, and swish it back and forth in a basin of warm water. The "sin" will become unstuck from the heart and wash away, just as Jesus washes away our sin. Sing the "Be Baptized" song as you repeat the song.

④ **Baptism Game: (BLUK03ECGF4)** Play this game like London Bridges. Have the children stand in a line with the teacher and one student or the assistant being the bridge. Have the line of children go under your arms just like London Bridges, singing:

Jesus is my Savior, Savior, Savior

Jesus is my Savior, I want to be like Him!

The child who is caught as the song ends gets to be "baptized." You bring your arms (water) down over the child who crouches down and then jumps up shouting "Jesus is the Holy One!" Make sure each child gets a chance to be "baptized." After they have all been baptized, have each child color a GF4 pendant necklace with "Jesus is my Savior" on it. Tie string to it so they can wear it home, because when you are baptized, you are letting everyone know you believe in the Holy One and want to live a new, clean life, obeying God's right ways.

Songs:

Be Baptized (to the tune of "Skip to My Lou")

You may not want to use the last verse with the very young children since they may not understand the connection, yet.

- D*
- John the Baptist said, "Repent!"
A7
John the Baptist said, "Repent!"
D
John the Baptist said, "Repent!"
A7 *D*
Turn away from your sins.
 - Put 'em in the water, what'd John do? (x3)
He baptized each one.
 - Down to the water, Jesus came, too, (x3)
John baptized him there.
 - God said, "Jesus, I love you." (x3)
The Most Holy Son of God.
 - Washed, washed, washed in the blood, (x3)
Washed in the blood of Jesus.

Peace Like a River

- G*
- I've got peace like a river,
G7 *C* *G*
I've got peace like a river,
Em7 A7 *D A7 D*
I've got peace like a river in my soul; (repeat verse)

2. I've got love like an ocean,
I've got love like an ocean,
I've got love like an ocean in my soul; (repeat verse)
3. I've got joy like a fountain,
I've got joy like a fountain,
I've got joy like a fountain in my soul. (repeat verse)

Oh, Jesus Has Washed Me Clean (to the tune of "Oh, How I Love Jesus")

D
Oh, Jesus has washed me clean,
A7 *D* *A7*
Oh, Jesus has washed me clean,
D
Oh, Jesus has washed me clean,
G *A* *D*
Because He loves me so!

2. God tells us to be baptized, (sing three times)
Because we love Him so!




Took:


- Heart Impressions: (BLUK03ECGF8)** Cut a GF8 heart for each child out of construction paper. Place it under a piece of plain paper and ask each child to rub a dark-colored crayon over the heart. Another option would be to place the heart on a white piece of paper and paint or mark over it as shown in the GF8 page sample. When the dirty heart is removed, there is a clean heart underneath. Talk about dirty dark hearts that are full of selfish sin. Then lift up the heart and reveal the clean, forgiven heart underneath. Talk about the people in the Bible Adventure. What did they do to show they wanted a clean heart? (They showed they were sorry for their sins by being baptized.)
- Stick Puppets: (BLUK03ECGF8)** Children can color and then glue the faces on small wooden spoons or popsicle sticks. The puppets can talk about making the decision to do what is right and being sorry for doing wrong. Some will not be sorry for their sins and they have the angry, sad faces. See the example on on the GF8 page.
- Story Review Circles: (BLUK03ECGF13)** Continue using the story circles to review this week's Bible Adventure and previous Adventures. See the Luke Review methods for ways to use the story circles each week.
- ④ **Coloring Luke Center: (BLUK03ECGF10)** Color the GF10 picture of Luke as he wrote this book. Review the Adventure as you color the picture. Surround Luke with his thoughts of John and the baptism pictures.
- ④ **Flying Paper Dove: (BLUK03ECGF8)** Make the GF8 flying paper plate dove to help the children remember what happened when Jesus was baptized. You will need the following for each child: Paper plate, two plastic spoons, one pebble, and a rubber band. 1) Cut the plate in half, then cut one half into three equal wedges. Tape one wedge to the bottom of the intact half. 2) Sandwich the pebble between the spoon bowls, then bind the spoons with the rubber band. 3) Tape the spoons to the bottom of the paper plate half. (You can choose at this point whether to draw a face on it with markers.) 4) To fly the dove, throw like a paper airplane. Adjust the pebble size to improve flight. As the children are flying their "Holy Spirit" doves, have them repeat the words that Jesus heard God

say at that time. Be sure that the children understand that the Holy Spirit is not a bird but was represented in a form something like a bird at Jesus' baptism.

- ④ **Paper Dove #2: (BLUK03ECGF11)** Follow the directions for making the dove. After the children have completed their *Holy Spirit doves*, have them repeat the words that Jesus heard God say at that time. Repeat the memory verse, too.



Jesus learned from the Old Testament and grew in wisdom.




John learned from the Old Testament and grew in wisdom.



John lived in the desert. He preached to people, saying,
"The Holy One is coming! Get ready!"

When Jesus was baptized in the Jordan River,
the Holy Spirit came to Him.
A voice from heaven said,
"This is my Son.
I am pleased with Him."



Showing My Heart Pendant!


Cut out the pendant below.
Thread a piece of yarn through the hole in top.
Tie it around the children's necks.
The children can draw a happy face on their heart.




Sin In My Heart

*My
Heart*

SIN



Deciding what is right to do!

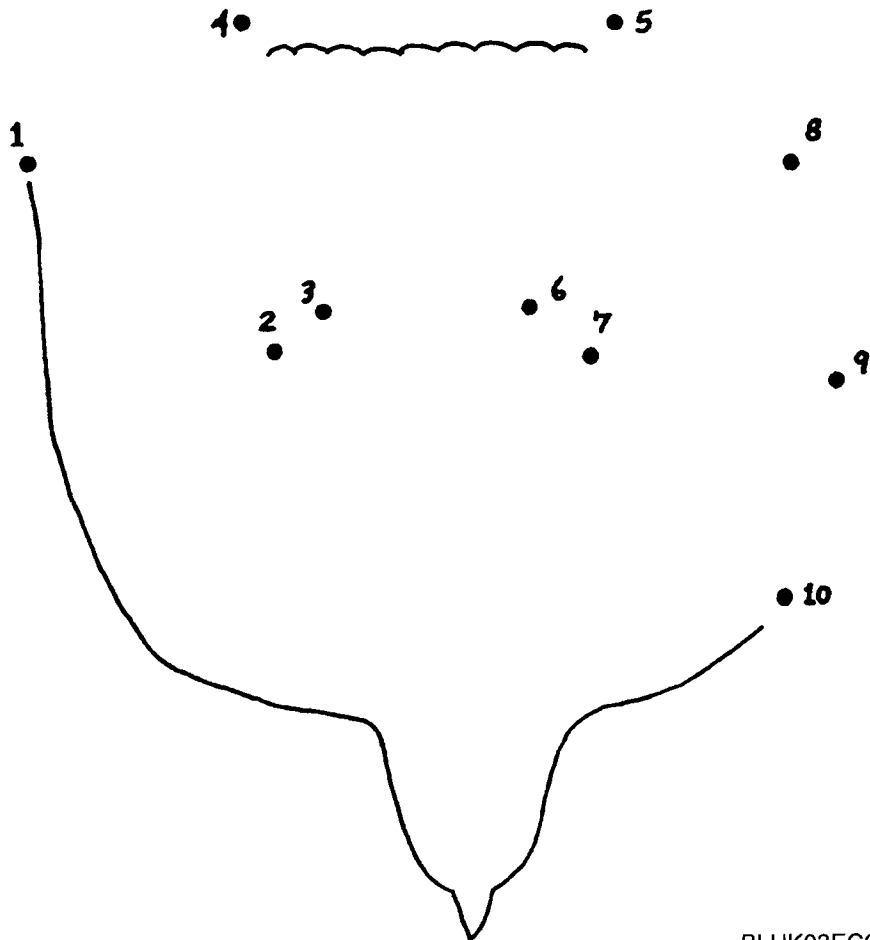


Karen's mother said, "Stay outdoors. Do not go into anyone's house."
When Karen went outside, her friend R. J. invited her to come into his house.
Color the picture that shows Karen decided to do what is right.

Andy's friend wants Andy to take a toy that does not belong to him. Color the picture that shows Andy decided to do what is right.

The Spirit of God came down
like a dove from
the heavens.

Connect the dots.



Circle all of these words hidden below.

Jesus is the Son of God.

b	c	s	o	n
J	e	s	u	s
o	f	c	r	q
i	s	t	h	e
l	G	o	d	a


Trace these words

Jesus is the
Son of God!


SAMPLE PICTURES FOR TOOK CENTERS

HEART IMPRESSIONS


tape heart onto paper
and paint over it




lift heart off to reveal
clean heart underneath




FLYING PAPER DOVE



STICK PUPPETS

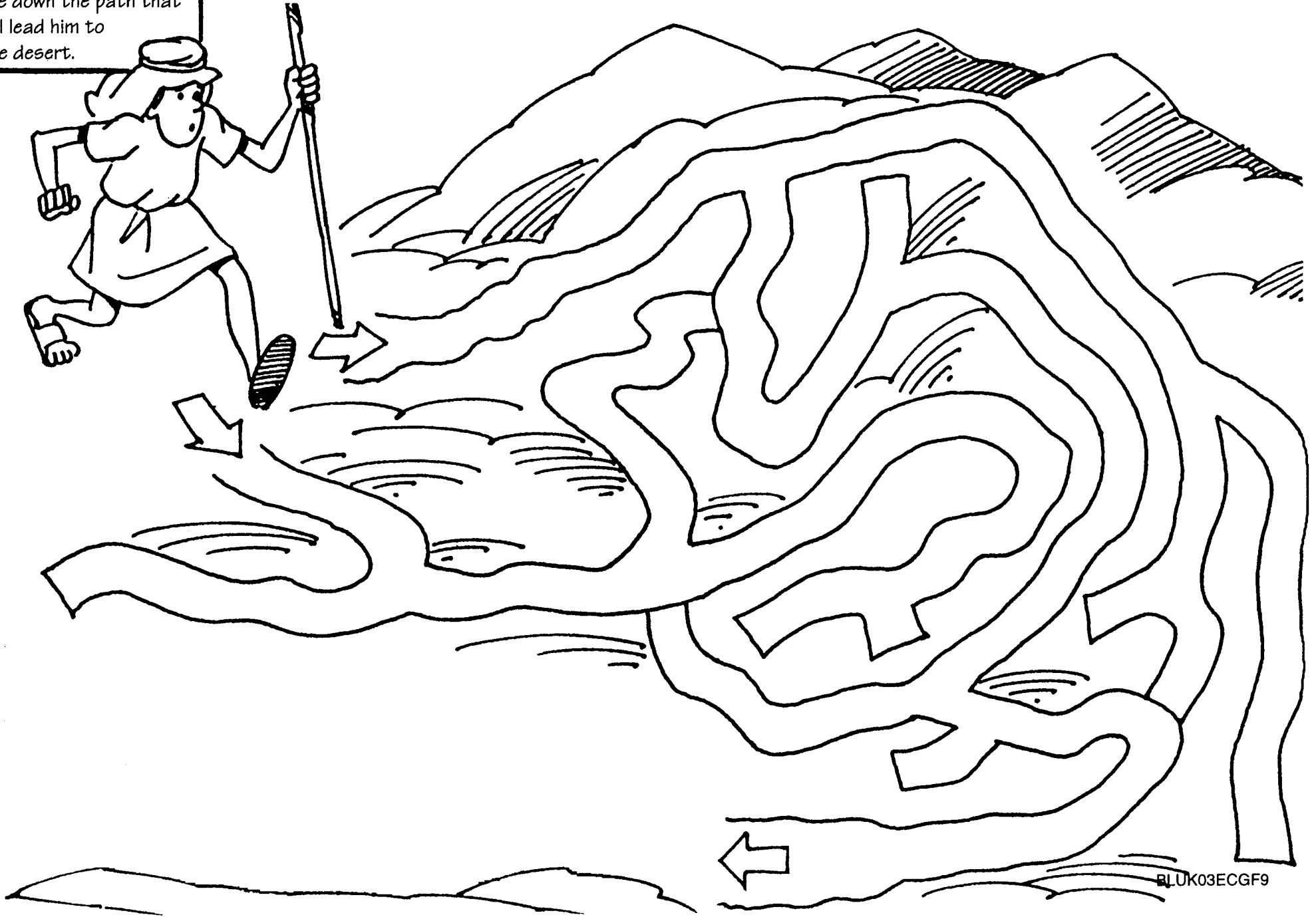


PICTURES TO GLUE ON LUKE'S
LETTER ON THE BLUK03ECGF10
COLORING PAGE.
(USE THE BLUK03ECGF14 PAGE FOR COPYING.)



Help the man find his way to hear John preaching in the desert. Draw a line down the path that will lead him to the desert.

Find the Path to Hear John's Message






Luke wrote a letter to Theophilus, telling all about Jesus.
This letter is called the book of Luke.

BLUK03ECGF10

PAPER DOVE #2

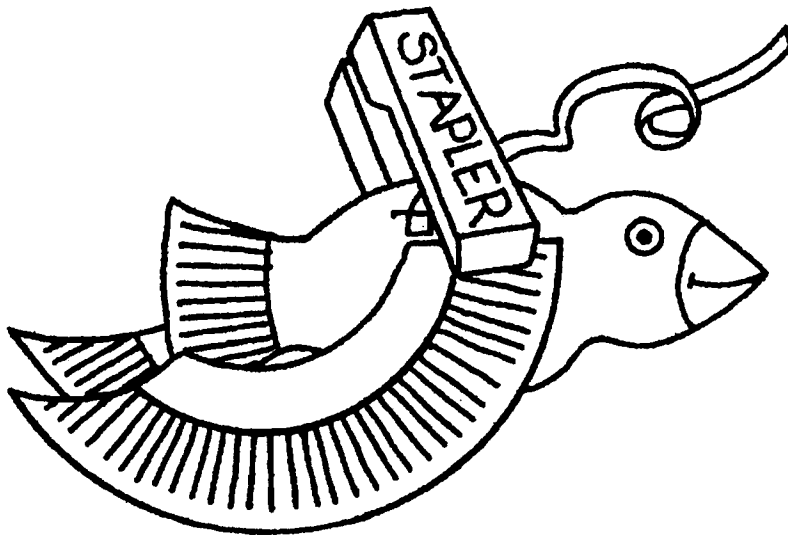
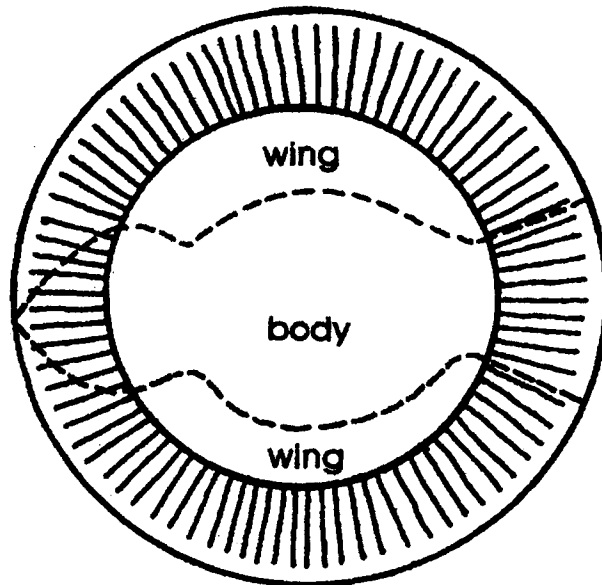


What You Need:

- a paper plate
- a pencil
- a scissors
- a stapler
- a ribbon or string
- crayons or markers

What You Do:

- Ask a grown-up to mark the paper plate with a pencil as shown.
- Cut along the dotted lines.
- Draw the dove's eyes and beak with crayons or markers.



- Staple the dove's wings to the body as shown.
- Staple the ribbon or string to the center of the dove's back.
- Hang the dove in a window or on your Christmas tree!

JESUS AND THE CHILDREN

Many children went to see Jesus.



Some children walked.



Some children ran.

Some children skipped.

All the children clapped their hands.



They were glad to see Jesus!

Luke 18:15

JESUS WENT WALKING

Jesus went walking



One day by the sea.

He called to four fishermen,



“Come, follow me.”

The fishermen rowed,



Brought their boats to the shore,





Jumped out, followed Jesus,

Went fishing no more.



Matthew 4:18-22



STORY CIRCLES
FOR LUKE
LESSON #3.

