

January 25, 1998

Luke 22:47-23:56

Early Childhood

BLUK20EC

Jesus Was Crucified on a Cross!

**Materials I Need:**

**Memory Verse:**

**Blessed is the king who comes in the name of the Lord! Luke 19:38**

**Aim Questions for 2's & 3's:**

1. **Did Judas do a very bad thing when he went to get the soldiers to take Jesus to jail?** *(Yes)*
2. **Did Peter cut off one of the soldiers' ears?** *(Yes. He wanted to fight for Jesus.)*
3. **Were the disciples sad when the soldiers came to take Jesus away to jail?** *(Yes)*
4. **What did one of the robbers say to Jesus on the cross?** *("You are not the holy Son of God.")*
5. **What did the other robber say to Jesus on the cross?** *("You are the holy Son of God. May I come to Your kingdom?")*
6. **Did Jesus have to die on a cross to take your punishment for wrong things you do?** *(Yes. It is the only way the door to God's kingdom can be opened.)*

**Aim Questions for 4's, 5's & K:**

1. **What terrible thing did Judas do to Jesus?** *(He brought the soldiers to take Jesus to jail.)*
2. **What did Peter do to the soldier's ear?** *(He cut it off. He wanted to fight for Jesus.)*
3. **Why did Peter lie when he was sitting by the fire?** *(He was afraid and said he didn't know Jesus.)*
4. **What did one of the robbers say to Jesus on the cross?** *("You are not the holy Son of God.")*
5. **What did the other robber say to Jesus on the cross?** *("You are the holy Son of God. May I come to Your kingdom?")*
6. **Why did Jesus have to die on the cross?** *(He took the punishment for my sin so that the door to God's kingdom can be opened to me.)*

**Key for symbols:**



This box symbol represents ideas that can be used for two-year-olds through kindergarten. Please remember to slow down the pace for two-year-olds and keep the pace moving for five-year-olds.



This symbol represents ideas that are best used for two- and three-year-olds.




This symbol represents ideas that are best used for four-year-olds through kindergarten.




**Hook:**





**Three Scenes on the Walls Center:** Place butcher paper on a large section of three walls. Draw olive trees on one of the walls or bring back last week's olive trees that the children colored. On the second butcher paper, draw an outline of a campfire. Let the children color the fire orange. On the third wall, draw three crosses. As you tell the Bible Adventure, refer to these three scenes. The first scene takes place on the Mount of Olives at night when the soldiers come with torches. The second scene takes place by the campfire with Peter waiting and then crying. The third scene takes place at the crucifixion site with the robbers talking with Jesus. (For 2's & 3's, you will need only two scenes, the Mount of Olives and the crosses.)

 **Memory Verse Review Center:** “Do you remember what the people sang to Jesus as He entered Jerusalem? (Sing the ‘Luke 19:38’ memory verse song.) Today we’re going to see that some people like the Pharisees didn’t believe that Jesus was the King who came in the name of the Lord. They wanted to hurt Jesus, and in the Bible Adventure we’re going to learn about what they did to Jesus.”

---

 **Exercise In Place: (BLUK20ECGF4)** Standing in place, follow the leader while walking, skipping, running, hopping and jumping over a pretend rock. The children could pretend to be running across a valley, like the Kidron Valley, and up the Mount of Olives, etc. Don’t forget to eat some pretend olives! Then pretend to be carrying a heavy load, like a long board, on your back. Have the children try the same motions while carrying a heavy load. Someone in the Bible Adventure will carry something very heavy. Listen and find out Who and what. For younger children, show the GF4 picture of Jesus carrying a cross.

 **Jesus’ Cross Activity and Coloring Center: (BLUK20ECGF4)** Bring pieces of rough and smooth wood for the children to feel. Bring a two by four for the children to walk on and over. Let them try to carry the large piece of lumber. Show the GF4 picture of Jesus carrying a heavy cross. Sing the third verse of the “Jesus Is the Holy One” song over and over as the children color the picture.

 **“Last Supper” Song Review:** “Do you remember what happened with Jesus and His disciples last week? They ate a special meal together. (*Show one of the craft items from last week that shows the cup and bread.*) Jesus asked them to remember Him when they drank from the cup and ate bread. We want to remember Jesus, too, in everything that we do. Let’s sing ‘The Last Supper’ to remind us about Jesus’ special meal.”

**The Last Supper** (tune “When the Saints Go Marching In”)

D

Oh, Jesus ate (*echo*) with His good friends, (*echo*)

A7

Oh, Jesus ate with His good friends.

D D7 G

“Remember me with this,” He said,

D A7 D

“when you take the cup and bread.”

② **Flashlight Torches Center:** Bring four or five flashlights. Give each child a flashlight “torch.” Tell the children, “Shine your torch on a friend; Shine your torch on the wall; Shine your torch on a chair; Shine your torch on a teacher,” etc. As you are doing this, tell them about how today we are going to learn about the soldiers who shined their torches on Jesus as they were coming to take Jesus away.

② **Soldier’s Hat Center:** Supplies: Small paper bag, construction paper straps, coloring crayons, stapler. Have the children decorate their bags. Then open the bag, staple a strap to each side, and it becomes a soldier hat. (The strap will go under the child’s chin.) Talk about how today in our story we are going to hear about some soldiers who came to take Jesus away to jail.

② **Playdough Center:** Use cross cookie cutters or make long twists of dough to form crosses. Make crowns and say the memory verse together.

④ **“Pin the Flames” Game Center: (BLUK20ECGF5 or BLUK20ECGF8)** Using the previously described wall scenes, blindfold children and let them pin the GF5 flames on the torch or on the fire. Talk about listening for the parts of the Bible Adventure that talk about fire. Another possible idea would be to pin the ear back on the soldier whom Peter cut.

④ **Crossing the Valley:** “Jesus and His disciples were on the Mount of Olives at night. As they looked across the Kidron Valley, they saw something bright and shining coming. You will have to listen to find out what they saw, but let’s pretend that these two ropes on the floor (about two feet apart) are the Kidron Valley and we are on the Mount of Olives side.” Line the children up along one side of the ropes. After they have all taken a turn jumping across the Kidron Valley and are on the other side, move the ropes farther apart and see if they can jump across again. Continue doing this until it gets so far apart that some of them can’t make it across.



**Book:**

### **Presentation Ideas -**

- Show the **BLUK20ECGF1**, **BLUK20ECGF2** and **BLUK20ECGF3** pictures as you tell the Bible Adventure. Always color the pictures and save them for the review lesson.
- Make a “torch” by duct taping a flashlight to the top of a broomstick or dowel. Use it as you talk about the soldiers coming with their torches.
- Make up a **BLUK20ECGF6** “Jesus Died for All” plate and use it as a visual aid for the cross scene.
- You may want to continue with the “kingdom” banquet collage on butcher paper. Along with the blind man, Zaccheus, the poor widow, and the eleven disciples, place the forgiven thief on the cross at God’s kingdom banquet table.

### **Bible Adventure for 2’s & 3’s -**

*(Show one of last week’s picture of the disciples with Jesus. Sing the Disciple Song, pointing to each disciple as you sing the song.)* All of the disciples except one believed that Jesus was the Holy One from God. Judas was mad at Jesus. He did not want to follow Him anymore. He decided to do a very bad thing. He went to get the soldiers so they would put Jesus in jail.

*(Hold up a “torch.”)* The soldiers came march, march, marching up the hill. The torch lights were shining in the night. Jesus and the disciples watched the soldiers come marching up the hill.

*(Show the GF1 picture of the soldiers with Jesus.)* Peter didn’t want the soldiers to take Jesus away. When the soldiers came near, Peter took out his sword and cut off one of the soldiers’ ears. He wanted to fight for Jesus and help Him stay out of jail.

Jesus said to Peter, “Don’t fight, Peter. I must go with the soldiers. It is what I have to do.” Jesus put the soldier’s ear back on the man’s head and healed him, just like that! Jesus was very powerful, wasn’t He? Jesus could do anything He wanted.

The soldiers took Jesus away to jail. The disciples were sad and afraid. They didn’t know what would happen to Jesus. They had hoped God’s kingdom would come soon to the temple. They didn’t want Jesus to have to die on a cross.

*(Show the GF3 picture of Jesus on the cross between two robbers.)* Jesus did have to die on a cross so that you and I could get into His kingdom. Jesus took your punishment and my punishment for the wrong things we do.

The soldiers put Jesus on a cross between two bad men who were robbers. The robbers had stolen things that didn’t belong to them. The robbers were sinners.

One robber said to Jesus, “I don’t believe You are the holy Son of God. If you were from God, you would not be dying on a cross! You would be a king on a throne.”

The other robber said to Jesus, “I believe that You are the holy Son of God. I know You did nothing wrong, but I have done many bad things. I deserve to die for my sins. Jesus, when You go to heaven, will You let me come to Your kingdom?”

Jesus was kind to the robber who was sorry for his sins. Jesus said to the robber, “Because you believe in Me, you will be with Me in my kingdom this very day!”

It was sad when Jesus died on the cross. Jesus’ mother was sad. His friends were sad and the disciples were sad. One of Jesus’ disciples took Jesus’ body down from the cross and laid it in a tomb. Next week, we will hear about what happened to Jesus. We won’t be sad when we hear next week’s Bible Adventure!

**Prayer:** Dear God, thank You for sending Jesus to be the true King. Thank You, Jesus, for dying on the cross to take my punishment. Now I can live with You in Your heavenly kingdom. Amen.

### **Bible Adventure for 4’s, 5’s & K -**

*(Show the picture of the sleeping disciples on the Mount of Olives.)* The disciples were not singing happy songs anymore. They were on the Mount of Olives sleeping when they should have been praying.

*(Hold up a “torch.”)* Jesus and the disciples looked across the Kidron valley and could see torch lights coming toward them. Up, up, up the path came the lights. Jesus knew that the soldiers were coming to take Him to jail.

*(Show the GF1 soldiers coming to get Jesus.)* When the soldiers reached Jesus, Jesus saw Judas coming to Him. Judas, who should have been following Jesus, was leading the soldiers to take Jesus away to jail. How could Judas do such a thing? The rest of the eleven disciples didn’t want the soldiers to take Jesus to jail. Peter took out his sword and cut off one of the soldiers’ ears. He wanted to fight for Jesus and help Him stay out of jail.

Jesus said to Peter, "Don't fight, Peter. I must go with the soldiers. It is what I have to do." Jesus put the soldier's ear back on the man's head and healed him, just like that! Jesus was very powerful, wasn't He? Jesus could do anything He wanted.

The soldiers took Jesus to jail. Peter didn't know what to do if he couldn't fight with his sword. He waited until the soldiers were gone inside and then slipped into the courtyard outside the jail. Peter wanted to see what would happen to Jesus.

(*Show the GF2 picture around the campfire in the courtyard.*) The people who were waiting in the courtyard built a fire because it was chilly at night. Peter sat by the fire and waited to see Jesus. One of the servant girls saw Jesus sitting by the fire and said, "You were with Jesus."

Peter was scared and said, "No, I wasn't!" Peter lied, didn't he? Peter knew it was wrong to lie but he was so scared that he did it anyway.

A little later someone else saw Peter and said, "You are a disciple of Jesus. I know you are because you have a Galilean accent!" Peter lied again. He said, "I don't know what you are talking about! I'm not a disciple of Jesus!"

Just then, Jesus looked at Peter and felt awful. He had never felt so terrible in his whole life. How could he lie and say he didn't know Jesus? Peter was sad that he was too afraid to stand up for Jesus. Peter went away from the fire and sat crying for a long time.

The soldiers took Jesus away. They yelled at Him, "If you are the Holy One from God, do a miracle for us! Prove that you are the King of the Jews!" The soldiers beat Him and insulted Him.

The chief priests and religious leaders drug Jesus off to the governor. They said to Governor Pilate, "Jesus is a bad man. He is disobeying the Roman laws. He should be killed."

Pilate talked to Jesus to see if He was guilty. He could find nothing wrong so he took Jesus back to the Jews and said, "Jesus is not guilty. He has done nothing wrong."

The people were so angry that they yelled out, "Crucify Jesus! Crucify Jesus!" The people were getting more and more upset. Pilate was not a good governor. He was afraid of the people. Pilate gave in to the people and handed over Jesus to be crucified.

The soldiers took Jesus away. They beat Him, put a crown of thorns on His head, and crucified Him on a cross. People yelled at Jesus and said, "If you are the Son of God, come down from the cross!"

Jesus knew that He could come down from the cross any time He wanted. He had power to do anything He wanted, but He had to die for your sins and mine. He knew He had to stay on the cross.

Jesus was crucified with two robbers, one on either side. One of the robbers said to Jesus, "If you are the Son of God, save yourself and us, too!" He didn't believe that Jesus was the Holy One from God.

The other robber said to Jesus, "I know that I have done wrong things. I deserve to die for my sins. But You have done nothing wrong. I believe that You are the holy Son of God. Will You let me live in Your heavenly kingdom?"

Jesus said to the robber, "Because you believe in Me, today you will be with Me in heaven."

Around 3:00 in the afternoon, the sky became as dark as night. The ground started shaking and people were getting scared. Something strange was happening! This was not normal. At that moment, Jesus said, "My work is finished," and He died. When the centurion soldier saw all that had happened, he knew who Jesus was. The soldier said, "Jesus really was the holy Son of God."

One of Jesus' disciples lovingly took Jesus' body from the cross and laid Him in a tomb. It was the Sabbath and the disciples went home. They were sad and afraid. They sat together in a house, wondering what would happen to them. Next week, we will see what happened to the disciples. They didn't stay sad for long.

**Prayer:** Dear God, thank You for sending Jesus who was the true King who came in the name of the Lord. He died for my sins and I love Him with my whole heart. Amen.




### Look:



**Cross and Crown Craft Stick Puppet Center: (BLUK20ECGF6 (example) and BLUK20ECGF12 (crown patterns))** Cut out the two different crowns from the GF12 page. On one side of a craft stick, tape or glue crown A, the crown of thorns. Talk about how Jesus died and why. "Did He die in a palace like a king? No, he died on a cross next to robbers." On the other side of the craft stick, glue or tape crown B, the crown of a king. Tell the children that Jesus had to wear the crown of thorns and die before He could wear the crown of a king. Jesus now rules in heaven and will someday come back to rule as king on earth. Let the children turn the craft stick from one side to the other as

they sing “Jesus Is the Holy One” from the song section, especially verses two, three, four and five. You can add a verse that says, “Jesus is the King of kings -- hallelujah.”

 **Darkness in a Tent Center:** The centurion soldier knew that only God could make it dark in the middle of the day because His Son, Jesus, had died on the cross. Make a tent by covering a table with a large blanket. Take turns going in and talking about what it was like when it became dark in the middle of the day. See if the children can remember the answers to the Aim Questions. Say the memory verse while you are in the tent.

---

② **Cross Necklace: (BLUK20ECGF7)** Supplies: piece of yarn, three cut out crosses for each child (GF7), coloring crayons. Have the children color their crosses. Punch holes in the top of each cross and string the three crosses onto the piece of yarn to make a necklace. As you are doing this ask the children, “Who was on one of the crosses?” “Who were the other two people on the other crosses?” Explain that Jesus had to die for the robber’s sins and for your and my sins, too.

② **Soldier’s Torch:** Supplies: paper towel cardboard roll, red and orange tissue paper cut in 3” x 3” squares, stapler, colors. Have the children decorate their cardboard rolls. As they are doing this go around and staple squares of the tissue paper to one end (this will be the fire). Talk about how the soldiers came to get Jesus when He was at the Mount of Olives praying. When your table is all done, the children will enjoy imitating the soldiers marching to the Mount of Olives. Have the children take their torches and march over to the Mount of Olives area in the room. They can make this “journey” several times!

④ **Treasure Hunt Review: (BLUK20ECGF8)** Hide the pictures representing parts of today’s Bible Adventure around the room (soldier, ear, fire, sad face, crown of thorns, three crosses, empty tomb, and the heavenly kingdom). Add to them enough papers with “Memory verse” written on them so that there is one paper hidden for each child in the class. Once they have found a “treasure,” they can sit on their chairs. Ask the child with the picture of a soldier to stand. He gets to tell what the soldier had to do with the Adventure today. Occasionally ask those with a “verse” card to stand and everyone gets to say the verse with them. Continue doing this until the whole Adventure has been reviewed and the verse said several times. You can also send each child home with a GF8 sheet so they can review the story with their parents using the pictures.


④ **“Flame” Aim Question Review: (BLUK20ECGF5)** Cut out enough flames to give each child one. Write one number (1-6) on six of the GF5 “flames” cut out of construction paper. Mix the numbered flames in with the non-numbered flames. Pass out the flames to the children. Ask a child with the number one flame to bring it to you. Ask the question numbered “one” and see if the child can answer. Continue until all the review questions have been answered. Then have all the other children bring their flames and “build a fire” out of the flames.

④ **Kingdom Activity Page Center: (BLUK20ECGF8 & BLUK20ECGF9)** Color the picture of the child with Jesus. Talk about how Jesus wants children and adults to go with Him to His heavenly kingdom. Ask the children to glue the GF8 pictures (reduced by about half) of the soldiers, crosses, and empty tomb on the GF9 page. Jesus had to die before He could take us to heaven. Ask the Aim Questions numbered one, four, five and six as the children glue their pictures.

④ **“Follow Jesus to His Kingdom” Maze: (BLUK20ECGF10)** Tell the children that they are going to give the disciples faces. Add hair, ears, eyes and sad mouths to at least twelve of the faces. While you are doing this you can sing the “Disciple” song as a reminder of the names. Talk about Judas being mad because he didn’t want to follow Jesus. Talk about Peter being sad because he lied. After the children have given the disciples faces, they can color and complete the maze.

④ **Ring around the Fire Song Activity:** To the tune “Ring Around the Rosie,” sing the words below. Tell the children that they can all pretend to be Peter sitting by the fire waiting for Jesus. Someone can say, “Weren’t you with Jesus?” and they all say, “No.” Then they can sing, “*Ring around the fire. Peter is a liar! Scared face, sad face. Peter falls down.*”

#### Songs:

 **“Jesus Is the Holy One”** (tune: “Michael Row the Boat”) “Jesus died to pay the penalty for our sin, for the wrong things that we do. But, not all the people could see the He was the Holy One from God.

Did the Pharisees say that He was the Holy One? Did Zaccheus say the He was the Holy One? Did the robbers next to Jesus on the cross say that He was the Holy One? (Only one did.) We want to tell all people that Jesus is the Holy One who died for our sins. Let's sing together to help us remember that Jesus died for us."

- C                      F C
1. Jesus is the Holy One --hallelujah  
Em      F      C G7 C  
 Jesus is the Holy One --hallelujah
2. Jesus died for you and me -- hallelujah (*repeat*)
3. Jesus died upon a cross -- hallelujah (*repeat*)
4. Jesus paid for all our sins -- hallelujah (*repeat*)
5. Jesus is the Son of God -- hallelujah (*repeat*)
- 

**Rejoicing in Jesus:** "Although the disciples were sad that Jesus had to die on the cross, we can be happy and joyful that He came to earth to pay the penalty for the wrong things that we do. We should always have joy when we remember that Jesus came to earth for us. Let's sing the 'Rejoice' song to remind us why we're happy."

**Rejoice**

E                                      A    B7    E

Rejoice in the Lord always, and again I say, "Rejoice!"

E                                      A    B7    E

Rejoice in the Lord always, and again I say, "Rejoice!"

E                                      A    B7    E

Re-joice! Re-joice! And again I say, "Rejoice!"

E                                      A    B7    E

Re-joice! Re-joice! And again I say, "Rejoice!"

- ② **Jesus Died for You and Me** (*tune "Mary Had a Little Lamb"*)  
 Sing "Jesus Died for You and Me" song while you make the necklaces.  
 Jesus died for you and me,  
 You and me,  
 You and me.  
 Jesus died for you and me  
 To take away our sins
- 




**Took:**

**"Jesus Died for All" Plate: (BLUK20ECGF6)** Using a nine-inch paper plate, cut halfway around the inside rim of the paper plate. Fold this section forward. Write the title "He Died For All" along the bottom rim of each plate. To make the crosses, provide children with brown construction paper strips, 3/4 of an inch wide and four inches long for the upright strip, and 2 1/2 inches for the cross bar. They will need three of each size (for three crosses). You may want to make the center cross out of red construction paper. Attach the 2 1/2 inch strip perpendicular over the four inch strip to form a cross. Either glue or staple your crosses to the plate as shown in the GF6 example. With green tissue paper, cut or tear pieces to glue on for grass on inside center of the plate. Red paper can be torn to put on the middle cross. Talk about Jesus dying on the cross to take the punishment for our sins. Sing the "Jesus Is the Holy One" song.

**Cross Bookmark Center: (BLUK20ECGF11)** Transfer the pattern of the bookmark onto heavy poster board or copy the GF11 page on cardstock. Cut around the outside line of the bookmarks. After the children have decorated their bookmarks, cover them with clear laminating or contact paper. Cut along the bottom section of the cross. Punch a hole in the top and tie a ribbon through it. Ask the children to put their bookmarks in their Bibles to remind them that Jesus died for them.


**Twist-Tie Cross: (BLUK20ECGF6)** Give each child two trash bags twist-ties. Lay one on top of the other to form a cross, folding the ends as necessary to make the correct length. Bind ties together with a piece of yarn at the center. Continue to wrap the cross with the yarn. Glue down any loose ends. Carry it with you to remember what Jesus did for you when he died on the cross. Add a length of yarn through the top twist if a necklace is desired.


 **Luke Story Circles: (BLUK20ECGF13)** Bring in pieces of wood and let the children hammer a crude cross together. (For younger children, the teacher will do the hammering.) It would be ideal if each child could take one home. Let them nail or staple their story circles to their crosses. See if the children can tell the simple Bible Adventure and answer the Aim Questions.




The soldiers took Jesus away to jail.

Peter was afraid,  
so he said he didn't  
know Jesus.  
Peter knew it was  
wrong to lie.  
Peter felt terrible.





Jesus died on a cross between two robbers.  
One robber asked Jesus to take him to His kingdom.



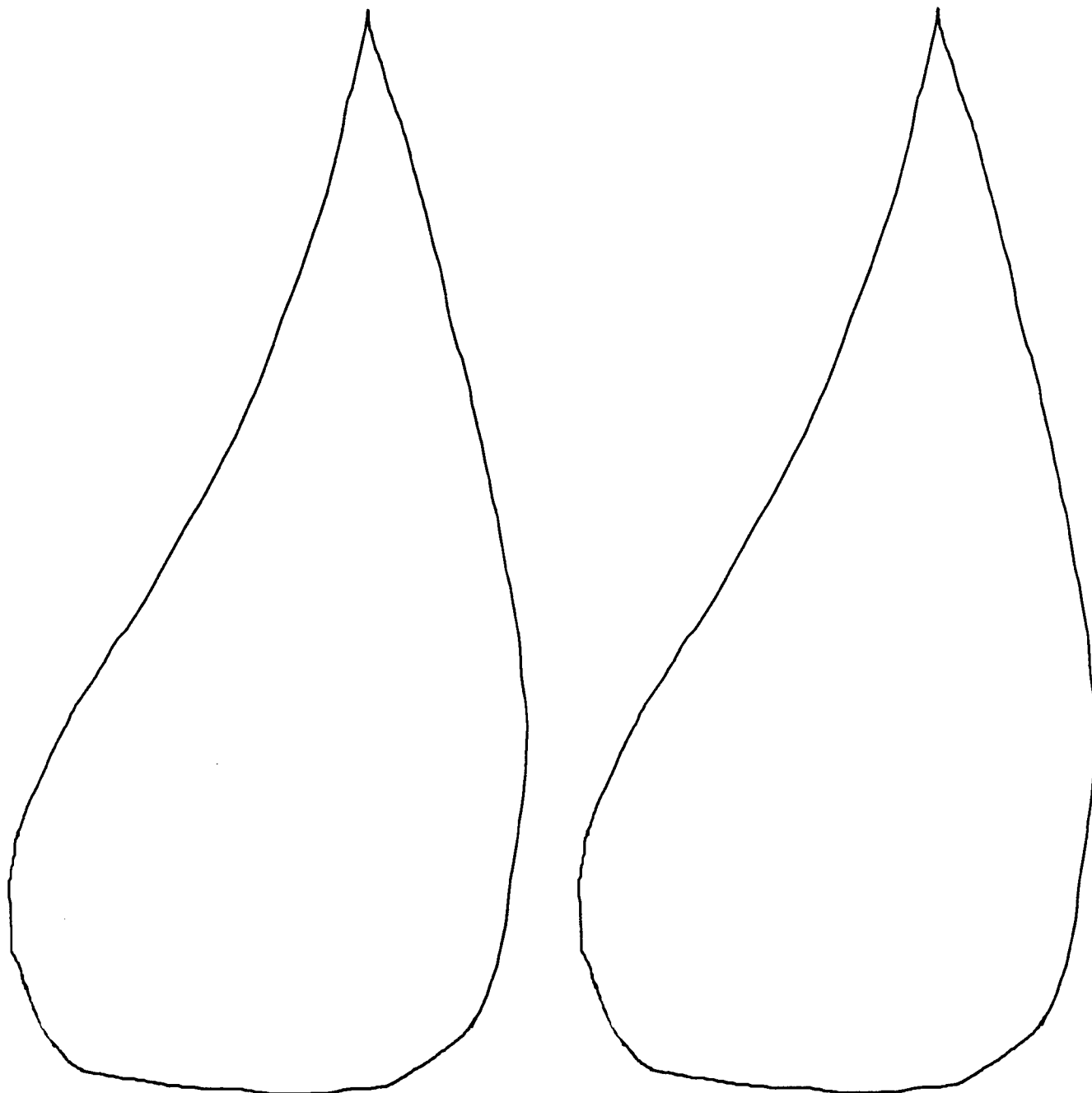
The prophet Isaiah said that the Savior would suffer for us.

"He was pierced for our sins...the punishment that brought us peace was upon Him." Isaiah 53:5

BLUK20ECGF4


# FLAMES

Flames for "Pin the Flames" and  
"Flame" Aim Question Review

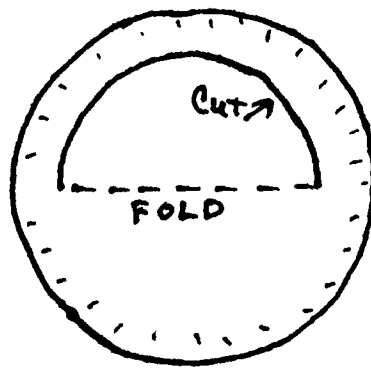


# Examples


Twist-Tie Cross



"Jesus Died For All" Plate



Paper Plate



Cross and Crown Craft Stick Puppets






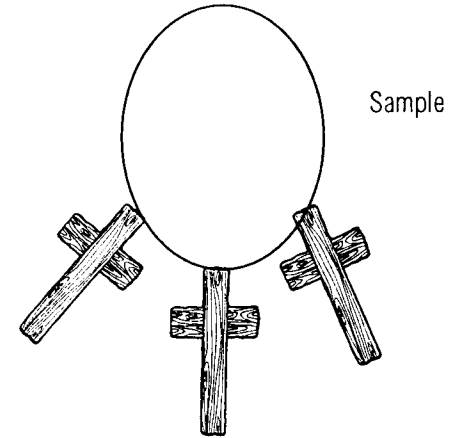
Crown A  
Side 1



Crown B  
Side 2


# Cross Necklace

Color the three crosses. Talk about who died on the three crosses.  
Cut the crosses out and punch holes in the top of each one.  
String yarn through each and wear as a necklace to remember  
what Jesus did for each one of us!



# Symbols Of The Adventure Review


KINGDOM  
OF HEAVEN




EAR FOR  
LISTENING



CROWN OF  
THORNS



EMPTY  
TOMB




SOLDIERS



SAD FACE




THREE  
CROSSES




FIRE







Jesus wants children to follow Him to His heavenly kingdom.



Follow Jesus to the heavenly kingdom.

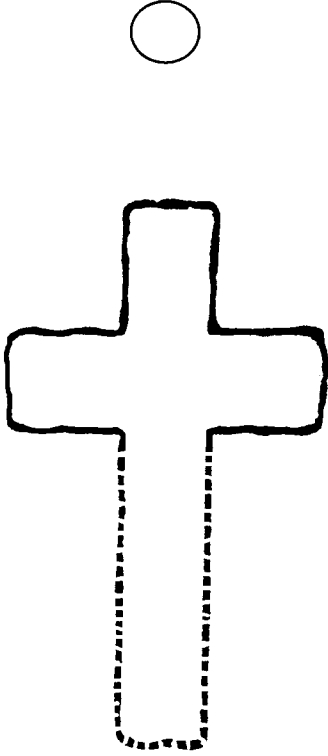


Draw sad faces on twelve disciples who don't want Jesus to die on the cross.



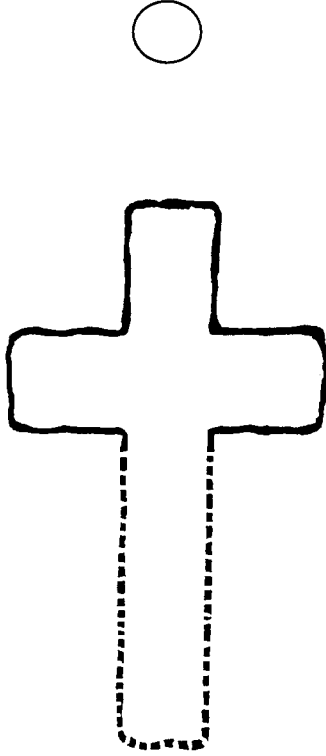
# CROSS BOOKMARKS

Copy this page on cardstock and cut around the outside lines of each bookmark. Punch a hole in the top of each and cut around the dotted lines on the bottom of the cross. Let the children color or decorate their bookmarks. Encourage them to put their bookmarks in their Bibles. Their bookmarks will remind them that Jesus had to die on the cross to take their punishment for the wrongs they have done.



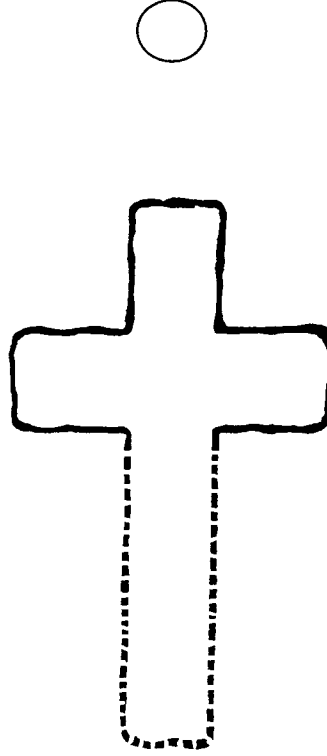
*Blessed is the  
King who  
comes in the  
name of the  
Lord!*

*Luke 19:38*



*Blessed is the  
King who  
comes in the  
name of the  
Lord!*






*Luke 19:38*



*Blessed is the  
King who  
comes in the  
name of the  
Lord!*

*Luke 19:38*

Crown A



Crown B



STORY  
CIRCLES  
FOR LUKE  
LESSON #20.

