

January 18, 1998

Luke 22:1-46

Early Childhood

BLUK19EC

The Disciples' Last Supper with Jesus!

**Materials I Need:**

**Memory Verse:**

**Blessed is the king who comes in the name of the Lord! Luke 19:38**

**Aim Questions for 2's & 3's:**

1. **What did Jesus give the disciples to eat at the Passover supper?** *(He gave them bread and said, "Do this as you remember Me.")*
2. **What did Jesus give the disciples to drink at the Passover supper?** *(He gave them a cup to drink and said, "Do this as you remember Me.")*
3. **Where did Jesus take the disciples to pray after supper?** *(The Mount of Olives)*
4. **Did the disciples pray with Jesus?** *(No. They went to sleep.)*
5. **Who helped Jesus feel better when the disciples were sleeping?** *(An angel came and helped Jesus.)*
6. **Who is always with us so that we are never alone?** *(God)*

**Aim Questions for 4's, 5's & K:**


1. **What is the name of the holiday the Jewish people were celebrating when Jesus ate with His disciples?** *(Passover)*
2. **What did Jesus say as He passed the bread and the cup to His disciples?** *("Remember Me as you eat and drink.")*
3. **Which of the disciples wanted to hurt Jesus?** *(Judas Iscariot)*
4. **Why was Jesus sad on the Mount of Olives?** *(The soldiers were coming and His disciples didn't stay awake and pray with Him.)*
5. **Who came to remind Jesus that He wasn't alone?** *(An angel)*
6. **Who is always with us so that we are never alone?** *(God)*

**Key for symbols:**


- This box symbol represents ideas that can be used for two-year-olds through kindergarten. Please remember to slow down the pace for two-year-olds and keep the pace moving for five-year-olds.
- ② This symbol represents ideas that are best used for two- and three-year-olds.
- ④ This symbol represents ideas that are best used for four-year-olds through kindergarten.


**Hook:**


- Olive Tree Center:** Draw giant trees on butcher paper and cut them out, if desired. Put one large piece of butcher paper at each table for the children to color. As the children come into class, let them color and draw olives on their trees (or glue bits of black construction paper). Bring some olives for the children to taste. Talk about the Mount of Olives where Jesus was staying at night. When the paper trees are finished, hang them on the wall on one side of the room. The children can come to the olive trees to pray later in the morning.

 **Memory or Matching Game: (BLUK19ECGF3)** Use matching pairs of praying hands, Bibles, cups, and loaves of bread. Older children can turn one card right side up and try to find another matching picture, taking turns with another child. Younger children can just put the matches together. "We will be talking about all of these things in the Bible Adventure today. I wonder what you will hear?"

---

 **"Banner Banquet" or "Paper Plate Supper" Center:** Help children find pictures of food in magazines and glue them onto a table drawn on a large piece of butcher paper. As an alternative, children may glue the food onto paper plates which can then be placed on the large banner table. Talk about sharing meals together with friends. Use some of these plates for the story and verse review. (See the Look section.)

 **"Give My All" Review:** Bring in a bag of money (either a clear plastic bag, or last week's money bag paper pouch). Ask the children if they remember what we discussed about money last week. Cue them with questions like, "Who gave bags of money at the temple? Who only gave two copper coins? (*Hold up pennies.*) Who really gave the most?" Sing the "Give My All" song from BLUK18EC to remind the students about the lesson.

 **Memory Verse Review:** "Do you remember where Jesus traveled to when people waved palm branches and put their cloaks on the ground for Him to walk on?" Show activity pages BLUK17ECGF8 or BLUK17ECGF3 to remind them. "Today we're going to learn more about what happened in Jerusalem. Let's sing our memory verse song, 'Luke 19:38', to remember what the people sang to Jesus as He entered Jerusalem."


② **Play Dough Angel Center:** Use angel cutters or cut around a cardboard shape of an angel. Talk about how God has used angels as messengers. As a review, ask where we have heard about angels in previous stories.

② **Angels at the Mount of Olives: (BLUK19ECGF5 & BLUK19ECGF6)** Supplies: paper plates, sequins, glue, colors, scissors. Make paper plate angels. Follow the directions for the paper plate angel on GF5 or one of the other angel crafts from GF6. Let the children decorate their angels with colors and sequins. When all the angels are complete, have the children bring their angels and gather around your "Mount of Olives." Have the children decorate them and string a piece of yarn through the top so the angels can be hung from your "trees" at the Mount of Olives. Have them put their angels around the trees (either by placing them or by stringing them to the trees) and talk about how God sent an angel to comfort Jesus when Jesus was sad. God never leaves us alone.

④ **Passover Seder Plate:** Place a Passover seder plate on each table, on which have been placed a green herb, like parsley, a simple cracker, a piece of meat, and grape juice. This is a greatly simplified presentation, but it will give the children a "taste" of what the Jews did at their Passover meal. As the children each taste the bitter herb, explain that every year at Passover, the Jews ate bitter herbs to remember the bitter slavery that the Israelites suffered in Egypt before God took them to their own Promised Land. The night before Pharaoh let the Israelites go, God told His people to fix the quick, unleavened bread, like cracker bread. The Passover bread was always unleavened, symbolizing the quick exit out of Egypt. Show different kinds of unleavened breads and crackers, along with regular leavened bread. Talk about the fact that it takes time for leaven to make the bread puff up. The Israelites didn't have that much time when they were getting ready to leave Egypt. The piece of meat reminds us of the lamb that was sacrificed at the Passover to forgive people's sins. Today, we don't sacrifice animals for our sins. Jesus was the sacrifice for us. We trust in Jesus to forgive our sins. Have the children say the word "Passover" many times as they taste the food. Older children can say a simple prayer, like "Thank You for taking the Israelites out of slavery, thank You for taking the Israelites to the promised land, thank You for passing over their sins, thank You for passing over my sin," etc.



**Book:**  
**Presentation Ideas -**

 You may want to continue with the "kingdom" banquet collage on butcher paper. Place the blind man, Zaccheus, and the poor widow at the banquet table. Jesus cared about the blind, the lame, and the poor people. From today's lesson, put eleven disciples at the banquet table. Judas was missing and will not be at the kingdom banquet.

- After the Bible Adventure, go to the side of the room where you taped the olive trees to the wall. (See Olive Tree Center in the Hook section.) Let the children each kneel and pray, "Thank You, Jesus, for being the King who came in the name of the Lord."
- Pass out pieces of cracker bread to the children as you describe Jesus breaking the unleavened bread at His last Passover supper with His disciples.

### **Bible Adventure for 2's & 3's -**

(*Show a picture of a Pharisee with a frown on his face.*) The Pharisees wanted Jesus to stop teaching in the temple. They wanted to hurt Jesus because they didn't believe He was the holy king of the Jews. They watched Jesus every day in the temple. (*Stare at each child around the circle as though wanting to catch them doing something wrong.*) The Pharisees watched Jesus because they were waiting to grab Him and put Him in jail. They waited and watched, and waited and watched.

It was the Passover holiday and Jesus looked forward to eating the special Passover supper with His disciples. He knew it would be His last meal with His friends.

(*Show the disciples seated at a table with Jesus or simply show the bread and cup.*) Jesus took the bread and broke off a piece of bread for each disciple. Jesus said, "Remember me when I am gone. Eat bread together like this to remember me." The disciples ate the bread Jesus gave them.

Jesus took a cup and passed it to each of His disciples. He said, "Remember me when I am gone. Drink from the cup together like this to remember me." The disciples drank the cup Jesus gave them.

One disciple named Judas Iscariot was very quiet. He was angry with Jesus. He wanted God's kingdom to come right then. He didn't want to wait for the kingdom banquet. Judas wanted to hurt Jesus because he didn't want to obey Jesus.

Judas slipped quietly out of the room. He went to find the soldiers to tell them it was time to put Jesus in jail.

Jesus ate supper with the rest of the disciples. He was sad because He knew the soldiers would be coming soon to take Him away.

(*Show a picture of Jesus and the disciples on the Mount of Olives.*) It was nighttime when Jesus took His disciples back to the Mount of Olives. Jesus needed to pray and He wanted His disciples to pray with Him. His disciples were so sleepy that they couldn't stay awake. They all closed their eyes and went to sleep.

Jesus knelt and prayed by Himself. He felt so alone. He needed to talk to God, His Father. He needed God's help to be brave when the soldiers came.

An angel from heaven came to Jesus and talked with Him. Jesus felt better when He talked with the angel. He was glad that He would not be alone when the soldiers came to get Him. God would be with Him wherever He was.

**Prayer:** Dear God, thank You for sending Jesus who was the true King who came in the name of the Lord. I want to love Jesus with my whole heart. Amen.

### **Bible Adventure for 4's, 5's & K -**

(*Show a picture of Jesus riding on a donkey into Jerusalem. Sing the memory verse song from last week's Song section.*)

When Jesus came riding into Jerusalem, the disciples were happy because they thought that God's kingdom was coming right then. Jesus was trying to tell them that He would have to suffer and die before the kingdom came, but they weren't listening to His words.

(*Show a picture of a Pharisee with a frown on his face.*) The Pharisees wanted Jesus to stop teaching in the temple. They wanted to hurt Jesus because they didn't believe that He was the holy king of the Jews. They watched Jesus every day in the temple. (*Stare at each child around the circle as though wanting to catch them doing something wrong.*) They watched Him because they were waiting for the right time to grab Him and put Him in jail. They waited and watched, and waited and watched.

This was the week of the Passover holiday and Jesus knew that He would become the Passover Lamb. Jesus would have to die to take our punishment for the wrong things we do. (*Review the Passover seder plate very briefly from the Hook section.*)

It was Passover evening. Every Jewish family would be celebrating Passover. Each Jewish male would taste the bitter herb that reminded them of the bitter slavery in Egypt. Each Jewish family would eat unleavened bread and remember how God quickly took His people out of Egypt. Each Jewish family passed the cup as they praised God for keeping His promise to save them.

*(Show the disciples seated at a table with Jesus.)* Jesus took the bread and broke off a piece of bread for each disciple. Jesus said, "Remember me when I am gone. Eat bread together like this to remember me." The disciples ate the bread together.

Jesus took a cup and passed it to each of His disciples. He said, "Remember me when I am gone. Drink from the cup together like this to remember me." The disciples drank from the cup.

The disciples were not listening to Jesus' words. They were all talking about the kingdom banquet and who would get the best seat closest to Jesus. They wanted to be best in God's kingdom.

Peter said, "I get to sit beside Jesus!" John said, "I want to sit by Jesus!"

Jesus looked around the table at His disciples and said, "One of you disciples will hurt me soon. I know who you are." Peter looked at John and John looked at Andrew. Andrew looked at James and James looked at Matthew. "Who could it be? Who would hurt Jesus?" they wondered.

One disciple named Judas Iscariot was very quiet. He was angry with Jesus. He wanted God's kingdom to come right then. He didn't want to wait for the kingdom banquet. Judas wanted to hurt Jesus because he was selfish and didn't want to obey Jesus.

Judas slipped quietly out of the room. He went to find the soldiers to tell them it was time to put Jesus in jail. It was a sad night because Jesus knew the soldiers would be coming soon to take Him away.

*(Show a picture of Jesus and the disciples on the Mount of Olives.)* It was nighttime when Jesus took His disciples back to the Mount of Olives. Jesus needed to pray and He wanted His disciples to pray with Him. His disciples were so sleepy that they couldn't stay awake. They all closed their eyes and went to sleep. Jesus woke them up and said, "Stay awake and pray. Pray that you will be strong when the temptations come." The disciples couldn't stay awake to pray. Before long, they were all asleep again.

Jesus knelt and prayed by Himself. He felt so alone. He needed to talk to God, His Father. He needed God's help to be brave when the soldiers came.

God sent an angel from heaven to Jesus. The angel talked with Him. Jesus felt better when He talked with the angel. Jesus was glad that He would not be alone when the soldiers came to get Him. God would be with Him wherever He was.

Do you know that God is always with you wherever you are? We can't see Him but we can talk to Him. He always hears us and helps us.

**Prayer:** Dear God, thank You for sending Jesus who was the true King who came in the name of the Lord. I believe in Him and want to follow Him with my whole heart. I love You, Amen.



### Look:

- ② **Bread and Cup Door Hanger: (BLUK19ECGF4)** Supplies: paper plates, cut-outs of bread and cups, glue, the story circle picture of Jesus and the disciples at the Passover supper, hole punch, and piece of yarn. Have the children color their pictures of Jesus and the disciples. Glue or tape them onto the center of their paper plates. Next, have the children glue the cut-out cups and bread slices around the picture. String a piece of yarn through the hole in the plate and the children can hang them from their doors at home. Talk about how Jesus and the disciples ate bread and drank from a cup at the Passover supper.
- Sleeping Disciple Sticker Page: (BLUK19ECGF9 & BLUK19ECGF10)** Cut out the GF10 pictures and glue them to the GF9 page in the appropriate places. Glue the praying Jesus anywhere on the page. Talk about what happened that last night of Jesus' life.
- Snack Center:** Bring unleavened cracker bread and small communion-size cups of grape juice. As you break off bits of cracker bread and pass the pieces to the children, say, "Jesus passed bread to Peter, James and John, (etc.) and said, 'This is like my body. Eat this as you remember Me.' Then Jesus passed the cup and said, 'This is like my blood that is shed for you. Drink this as you remember Me.'" Pass around juice carefully. The disciples sat around the table with Jesus that last Passover night. Sing the "Jesus" song from the Song section.
- Last Supper Coloring Center: (BLUK19ECGF1 & BLUK19ECGF11)** Color the picture of the disciples and Jesus reclining at the table. Talk about the Aim Questions. Let the children glue the GF11 bread and cup to the table.
- Following Jesus Center: (BLUK19ECGF12)** Tape GF12 footprints to the floor around the room. Line the children up with their feet on a print. Follow the teacher and stop at each marked station.

The stations are: Listening to Jesus, Remembering and Eating the Passover Supper, and Praying. At each station, act out the title of the station and review the Aim Question that is appropriate. Talk about how the disciples did each.

**Teach a Puppet Center:** Place a visiting puppet on each table where the children are gathered. Introduce the puppet, telling the children a little bit about him (He likes to sleep and was late to class today, he lives in your cupboard at home and loves to come out and meet children, etc.). Ask children to participate in telling the story to the puppet using the pictures you have provided.

**Aim Question and Verse Review:** Pass some paper plates around with food pictures on them. Put the number of an Aim Question or "V" for the memory verse written on the back of each plate. Ask for everyone with a #1 to stand up and help answer the first question. Continue with the rest of questions and the verse.

**Paper Chain Disciples: (BLUK19ECGF7)** Each of the half people on the GF7 page become paper chain people when folded and cut. Today, we are pretending that these paper chain people are disciples eating the last Passover supper with Jesus. Give each child one or more chains of disciples to cut out. Color one to be Judas Iscariot with a very sad face. Sing the "Disciple Song" as a review of the names of the disciples. Carefully tear off one of the chain people to represent Judas who left to bring the soldiers. He was no longer a disciple because he wouldn't obey Jesus.

④ **Acting Story Review:** Divide the children into five teams. Ask one child from each team to come up and choose a paper out of your hand. On the papers are written the following: 1) Jesus taught the people. 2) Pharisees whispered and planned to hurt Jesus. 3) Jesus passed bread to the disciples at the table. 4) The disciples were chatting as Judas left. 5) Jesus prayed and the disciples slept. Each team will plan with a teacher-helper and act out their part of the story. Then talk about what was happening. Make sure that the scenes are acted out in the correct sequence.

### Songs:

**(With Snack Center)** After the children have the opportunity to taste the juice and bread, have them act out eating and drinking again while you sing the "Let Us Break Bread" song or "The Last Supper" song together.

**Let Us Break Bread** (*slightly different words*)

A      D                      G    A    D    G    D

1. Let us break bread together on our knees.

F#m                              G      A

Let us break bread together on our knees.

D                      Gm

When we bow on our knees,

G                              Gm

Doing this to remember You,

D      A                      D    G    D

Oh, Lord, we know You love us.

2. Let us drink the cup together on our knees, etc.

3. Let us praise God together on our knees, etc.

**Jesus, My Lord** (*tune: "This Is the Day"*)

C                              G

Jesus, my Lord, (echo) I'll remember Him. (echo)

C

He came for me, (echo) I'll say it again! (echo)

F                              C

Jesus, my Lord, I'll remember Him,

F                              C

He came for me, I'll say it again!

G7    C

Jesus, my Lord, (echo) I'll remember Him.

**The Last Supper** (*tune "When the Saints Go Marching In"*)

*D*  
Oh, Jesus ate (*echo*) with His good friends, (*echo*)

*A7*  
Oh, Jesus ate with His good friends.

*D D7 G*  
"Remember me with this," He said,  
*D A7 D*  
"when you take the cup and bread."




### Took:

- Remembering Jesus Necklace: (BLUK19ECGF8)** "Jesus asked His disciples, and us, to remember Him by listening to His words and obeying them. He also asked His disciples to remember Him when they ate bread and drank the cup together. We want to remember Him, also, in everything that we do." Let the children color the pictures and then punch holes in them and tie them on a piece of yarn to be a necklace so that they can remember Jesus' words this week. In between the pictures the children can string Cheerios. Sing the "Jesus, My Lord" song while you color to help the children remember.
- ② **Story Circle Stick Puppets: (BLUK19ECGF8)** Have a set of story circles for each child. Have the children color the circles and glue each one to a stick. When everyone is done, have the children gather around a teacher and use the stick puppets to review the story. As the teacher is reviewing the Bible Adventure and Aim Questions, have the children hold up the corresponding stick puppet.
- ② **Memory Verse Review: (BLUK19ECGF12)** Copy and cut out four footprints. Tape one of the pictures from GF12 on each of the footprints. Tape the footprints to the floor and have the children line up single file. One by one, as each child walks down the path, have everyone say the words on the footprint as the child steps on it. Let everyone have a turn. When everyone has had a turn sing the memory verse song, "Luke 19:38."

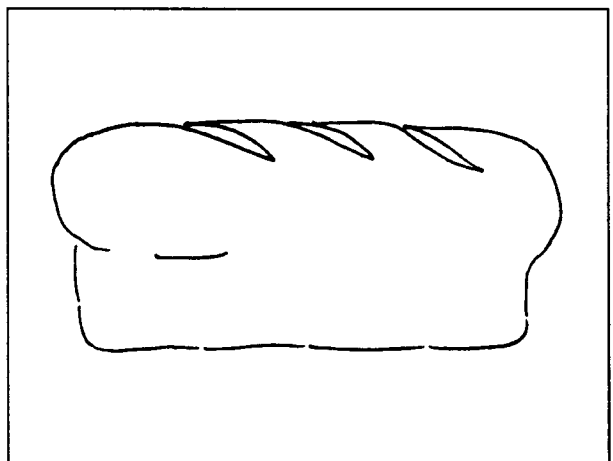
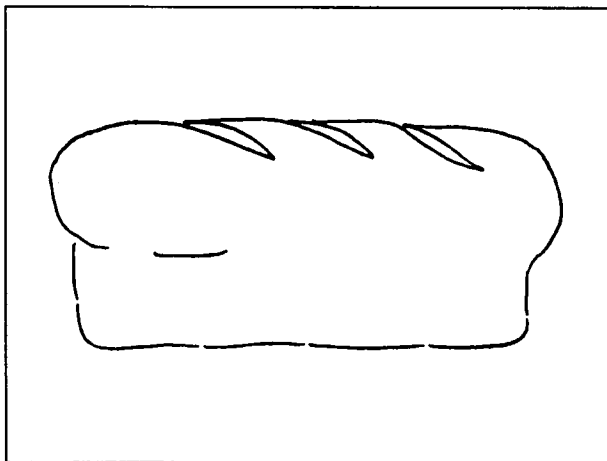

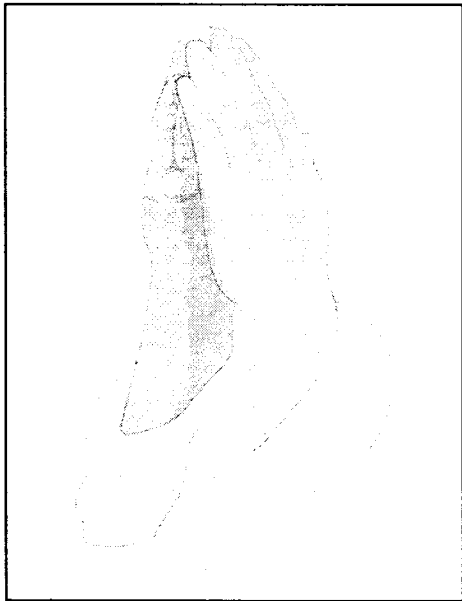
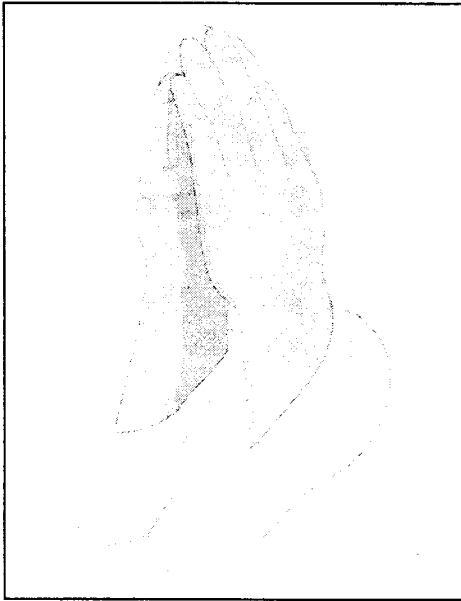

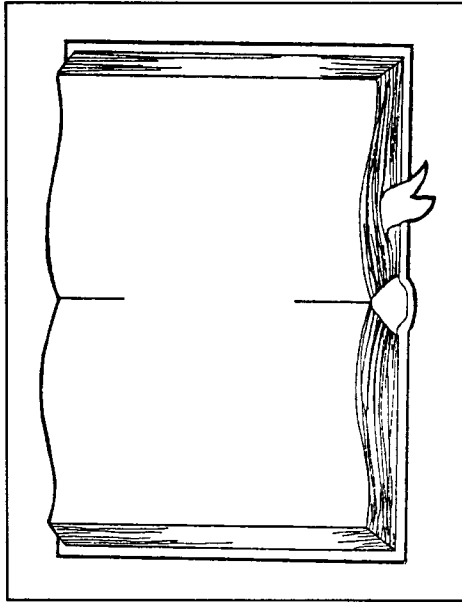
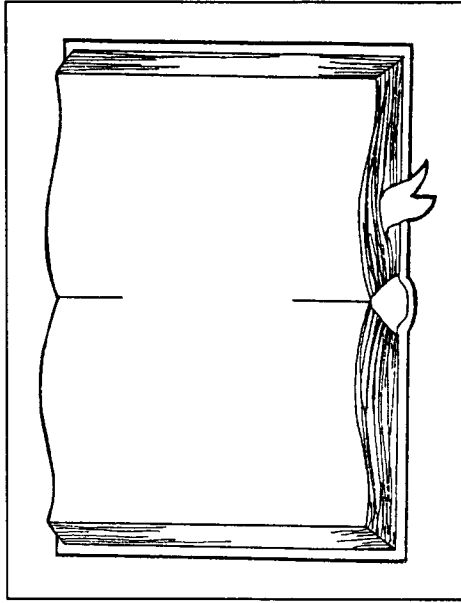
Jesus said to His disciples, "Do this as you remember Me."

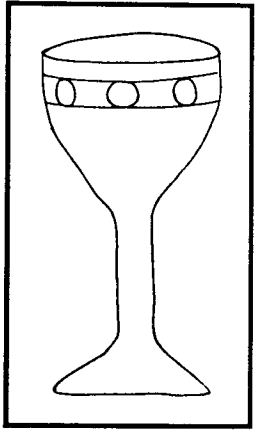

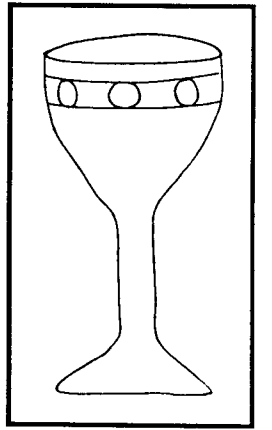
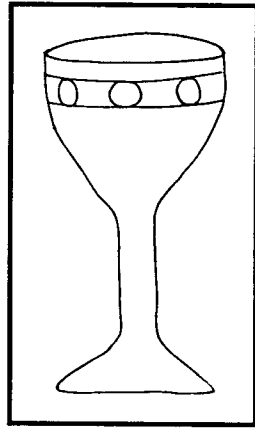
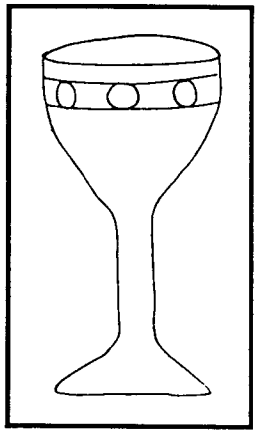
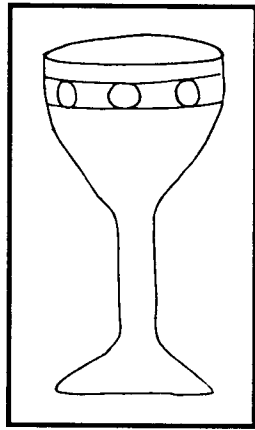
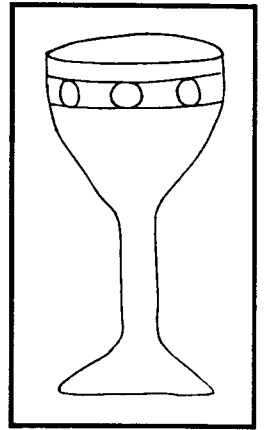
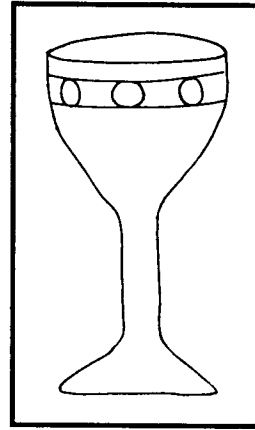
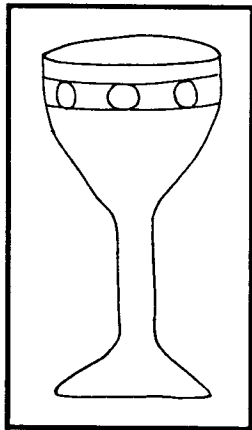
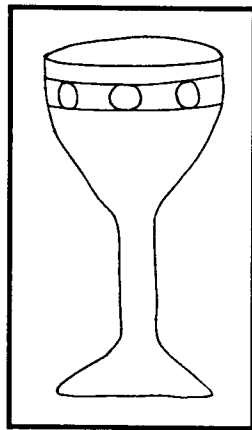


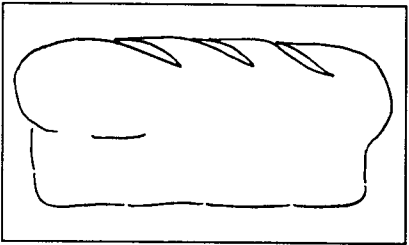
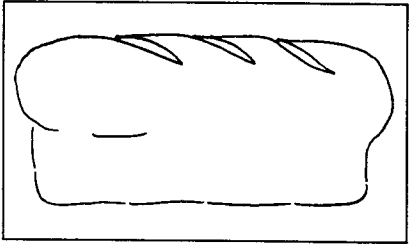
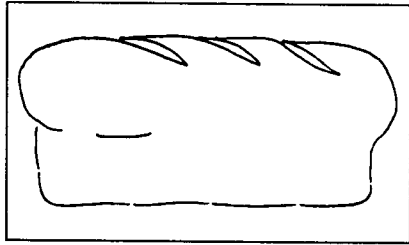
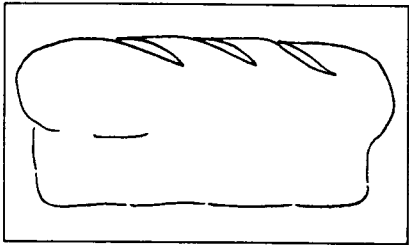
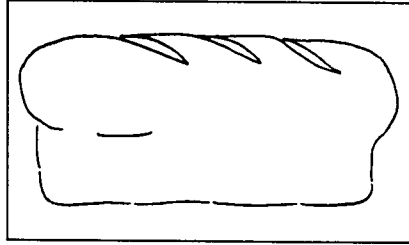
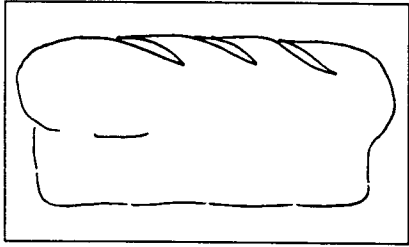
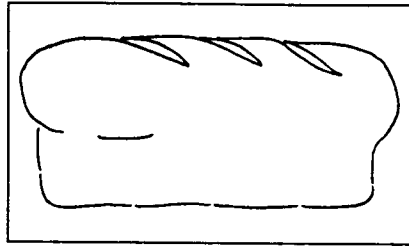
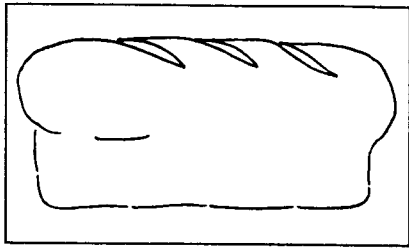




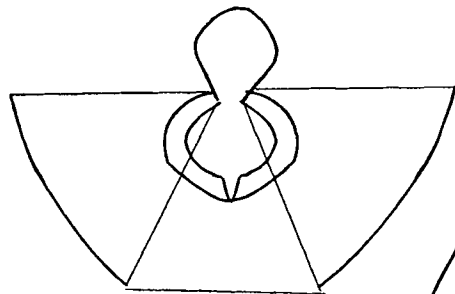
While Jesus prayed,  
the disciples slept.

# MATCHING GAME PIECES

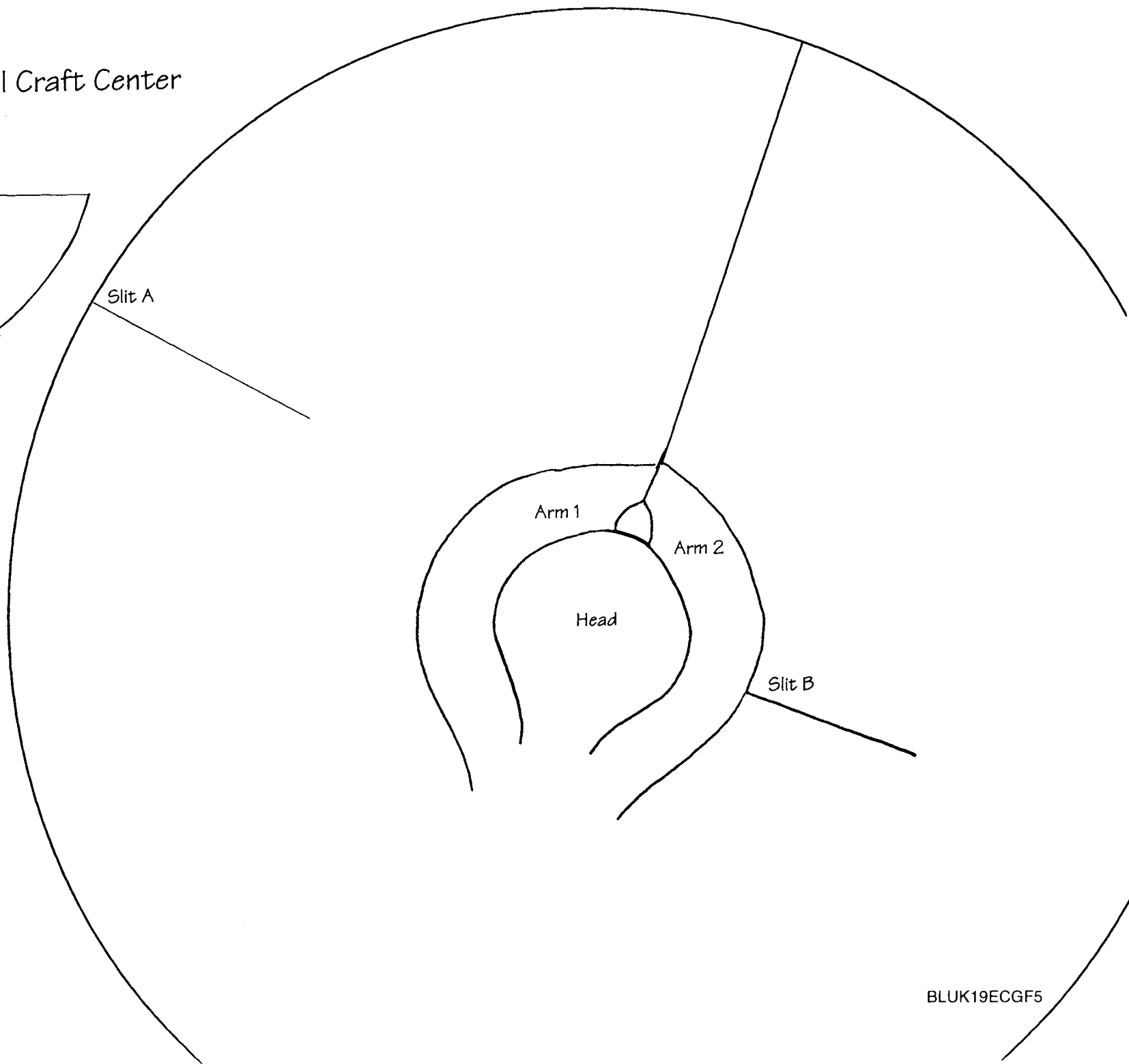




# Paper Plate Angel Craft Center



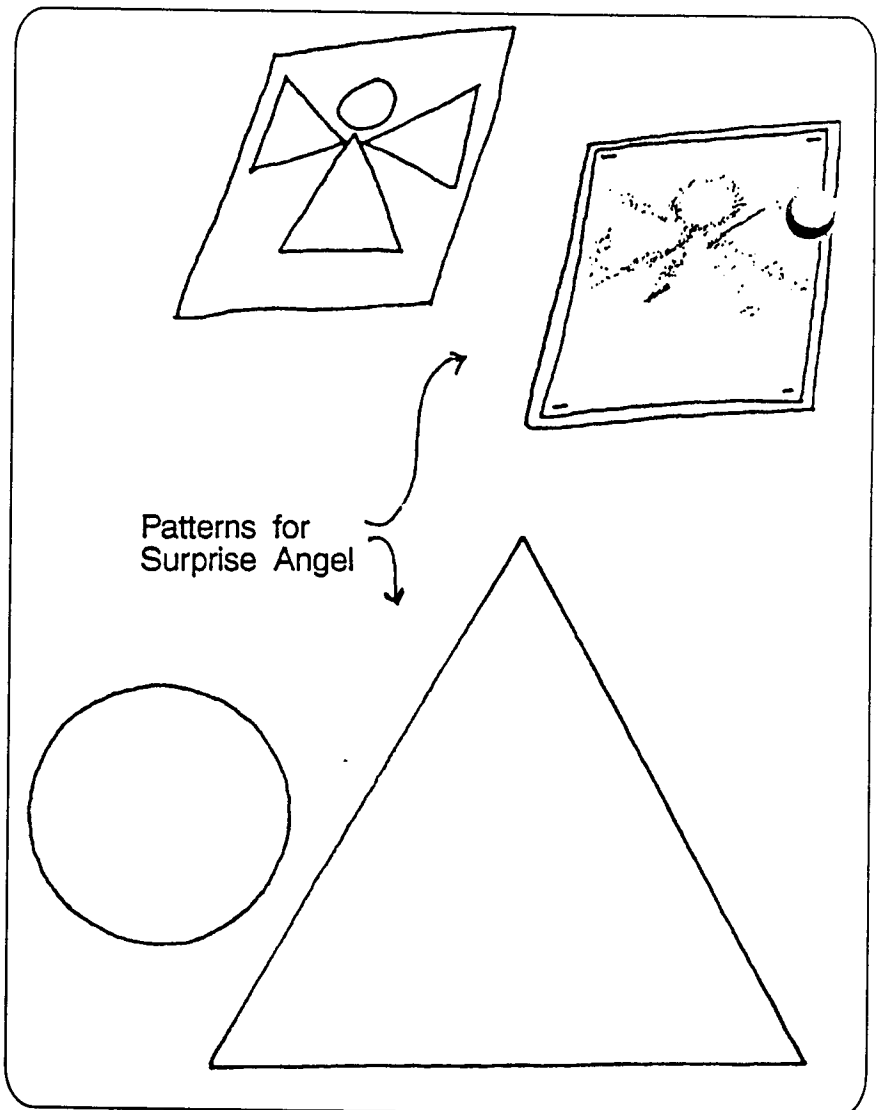
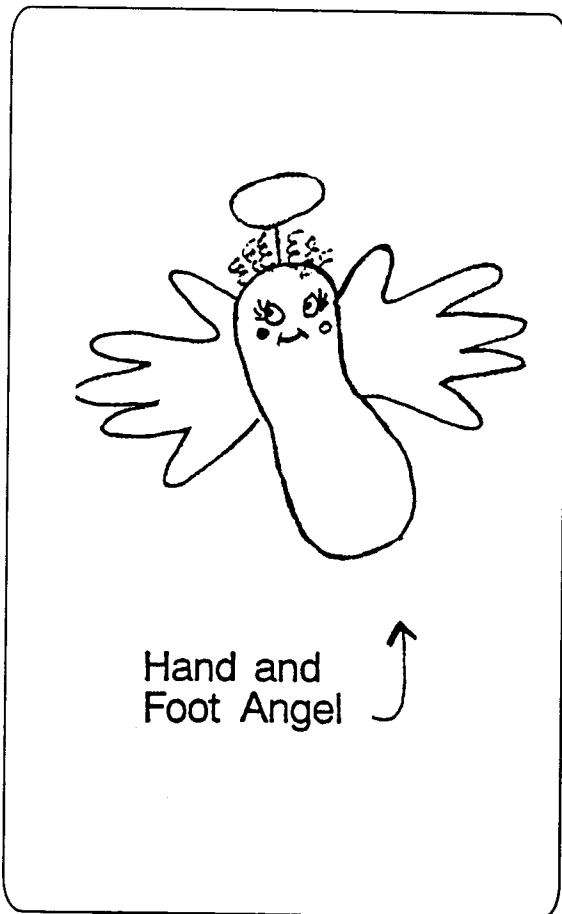
Trace all lines from the big circle on this page onto 9-inch paper plates. Cut along all lines. Bring the outer edges of the plate together and slide slit A and slit B together, forming wings. Fold the arms forward and tape or staple together.



# Angel Craft Ideas

ANGEL "A": Hand and Foot Angel: Give all the children a piece of paper. Ask them to take off their shoe and trace around their foot. Place their hands on each side of the heel of the foot shape and trace around them to make the wings of the angel. Draw a face on the heel and a half circle above the face for the halo. Decorate.

ANGEL "B": Angel Rubbing: Glue a cardboard angel to a piece of construction paper. Give each child a piece of typing paper to place over it. As the child rubs over it with a crayon on its side, a picture of an angel appears.




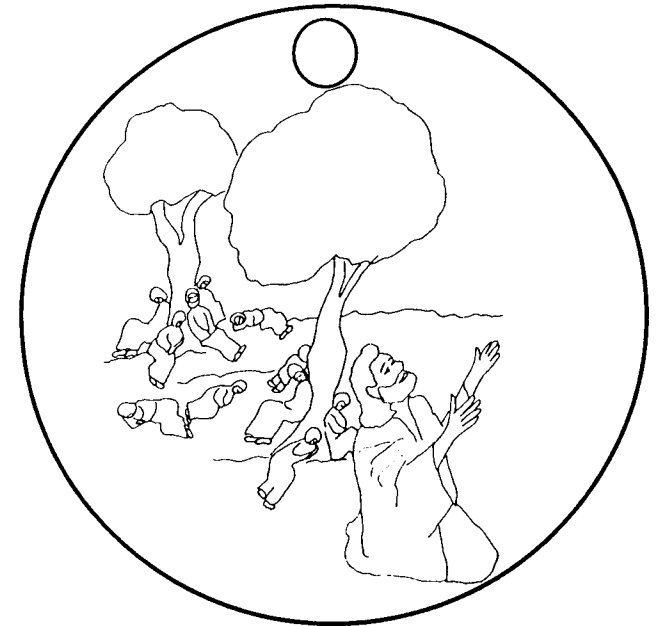

**Paper Chain Disciples** Fold the page in half, then in fourths and eighths, making sure that the half body is visible as a pattern for cutting. Cutting through all layers, cut around the outside of the person, making sure you don't cut the end of the hand apart. The children can pretend that these paper chain people are disciples who are eating the Passover supper together.




# Remember Me Necklace

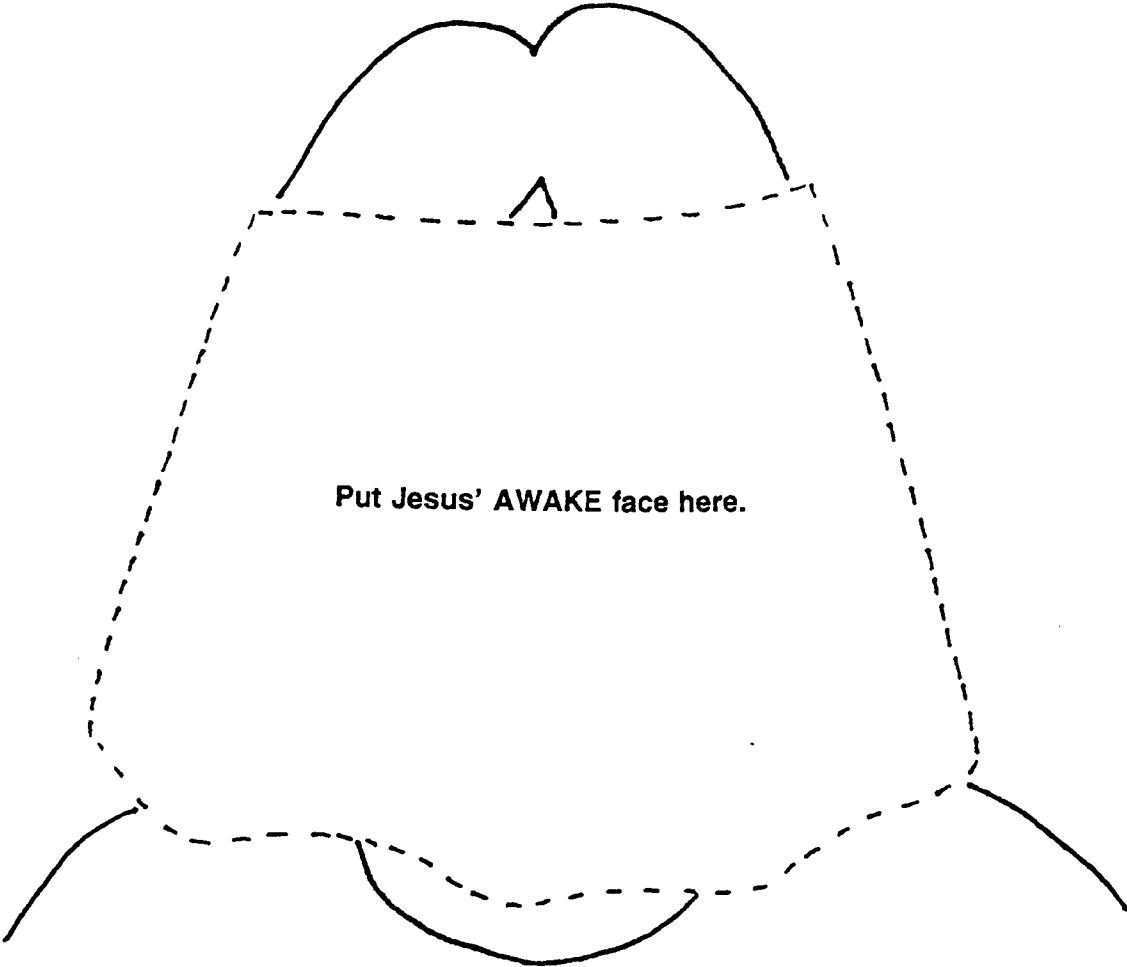
Color and cut around the circles.  
Punch a hole in the top of each circle.

Alternate circles and Cheerios  
to make a fun reminder of Jesus  
praying and taking communion.




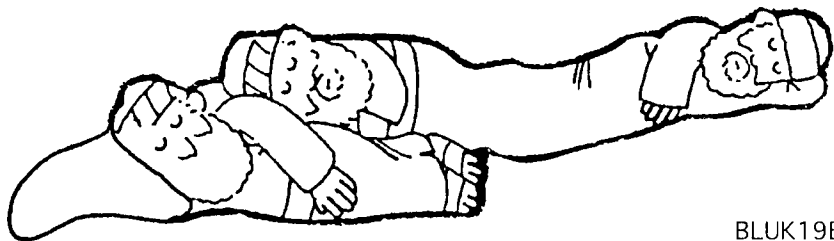
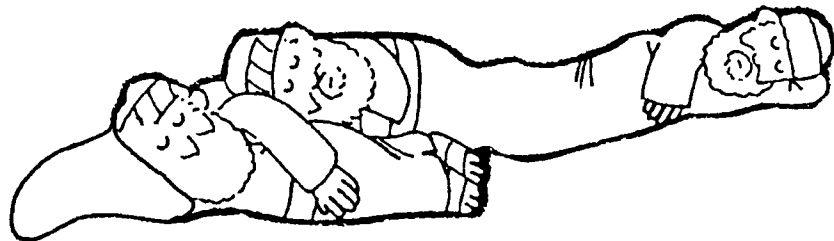
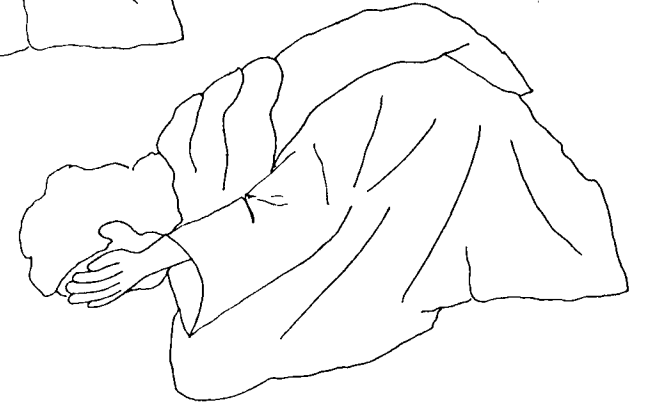




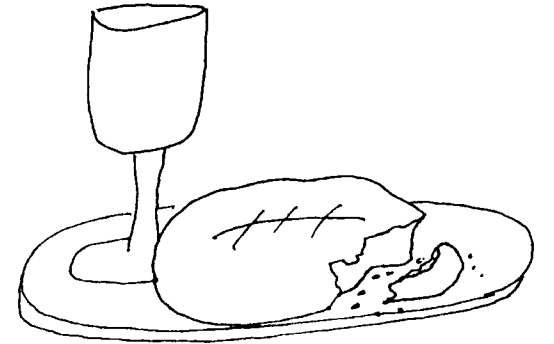
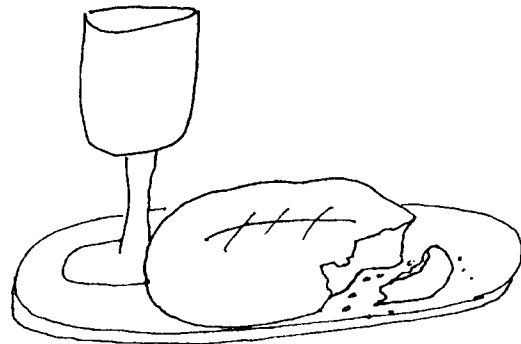
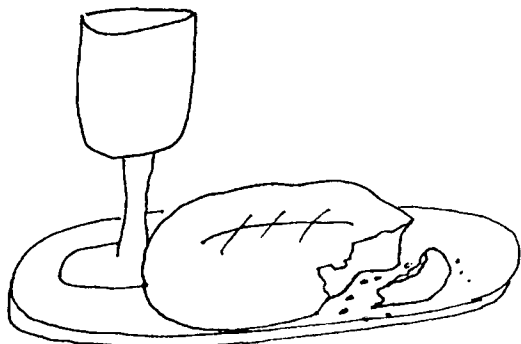

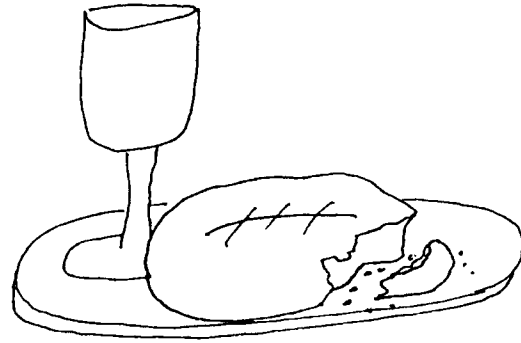
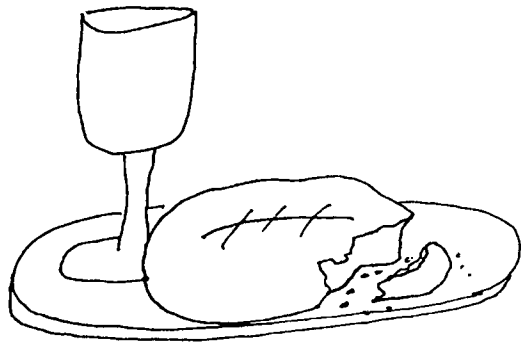
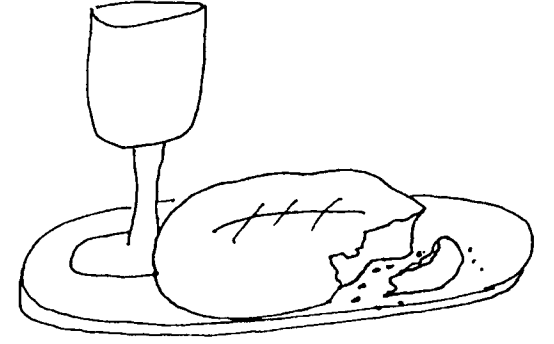
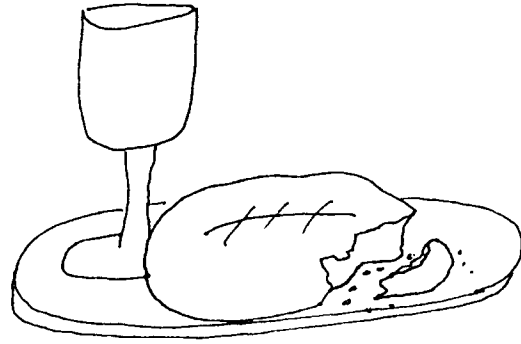
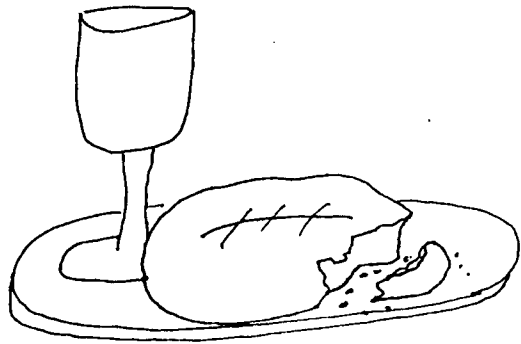
Put the three disciples ASLEEP here

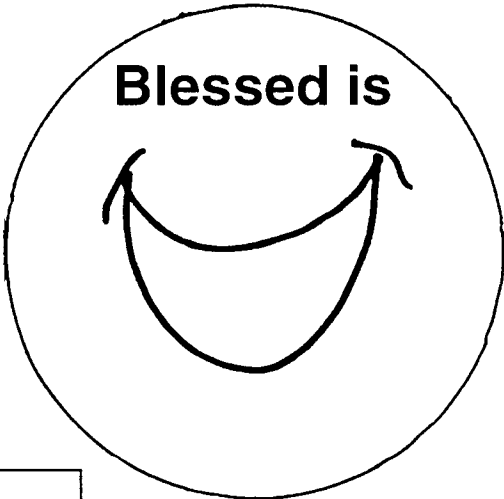
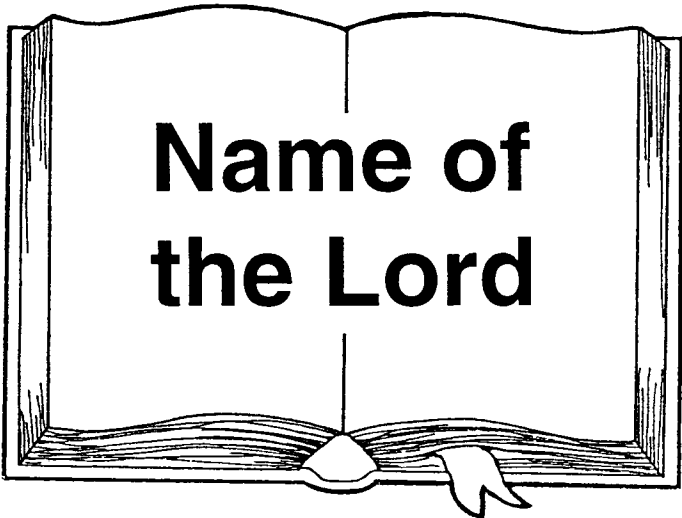
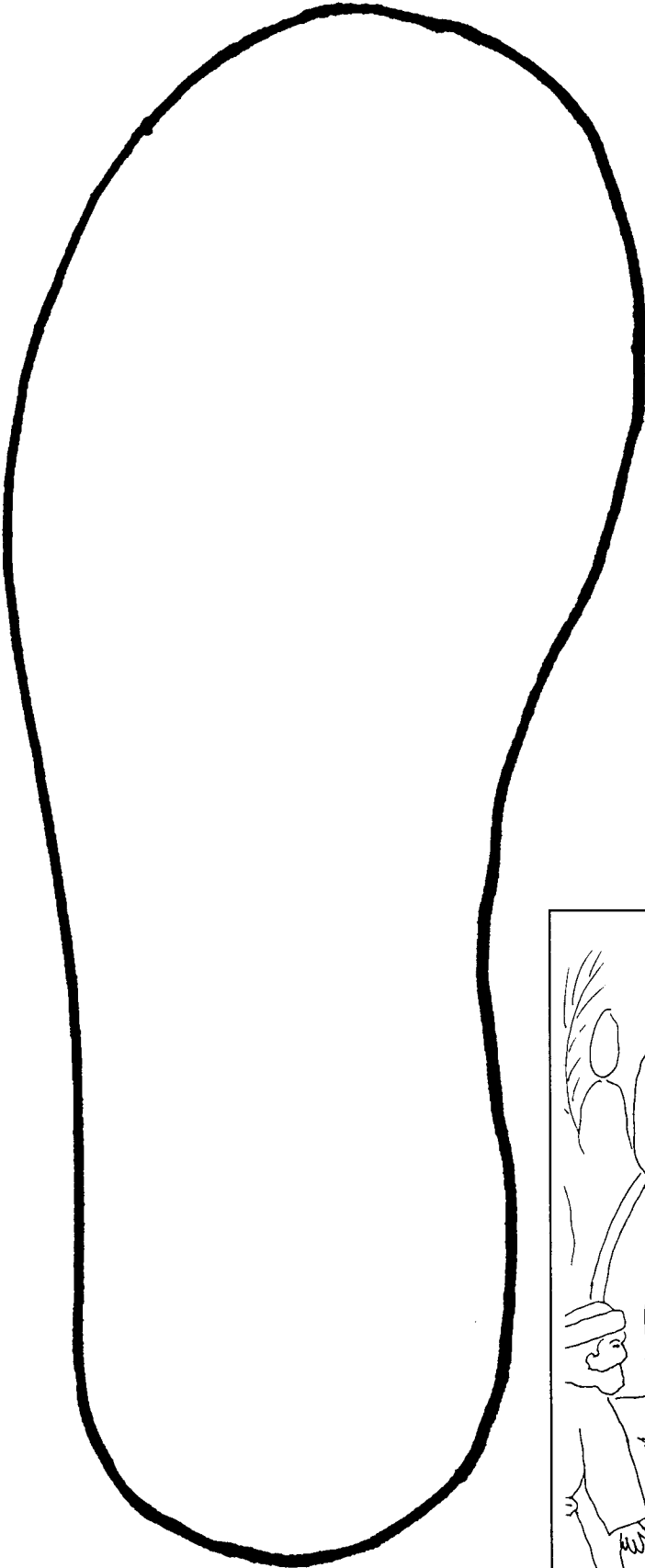


Put Jesus' AWAKE face here.


Sleeping Disciples, Awake and Praying Jesus Stickers









**who comes in the**




STORY  
CIRCLES  
FOR LUKE  
LESSON #19.




Jesus ate the Passover meal with His disciples. He said, "Remember Me!"



Jesus asked His disciples to pray. They fell asleep.



Jesus ate the Passover meal with His disciples. He said, "Remember Me!"



Jesus asked His disciples to pray. They fell asleep.