

January 11, 1998

Luke 20-21

Early Childhood

BLUK18EC

Jesus Taught God's Words in the Temple!

**Materials I Need:**

**Memory Verse:**

**Blessed is the king who comes in the name of the Lord! Luke 19:38**

**Aim Questions for 2's & 3's:**

1. **What did the disciples sing when Jesus rode into Jerusalem on a donkey?** (*Sing Luke 19:38, the memory verse song.*)
2. **How much money did the rich man put in the temple treasury box?** (*A big bag of coins*)
3. **How much money did the poor woman put in the temple treasury box?** (*Two small copper coins*)
4. **Did Jesus say that the poor woman's small gift was more valuable to God than the rich man's big money gift?** (*Yes. She gave all she had because she loved God.*)
5. **Did Jesus teach God's true words in the temple?** (*Yes*)
6. **Did the Pharisees and chief priests want to hear God's true words?** (*No. They wanted Jesus to stop teaching God's true words.*)

**Aim Questions for 4's, 5's & K:**

1. **What did the disciples sing when Jesus rode into Jerusalem on a donkey?** (*Sing Luke 19:38, the memory verse song.*)
2. **How much money did the rich man and the poor widow put in the temple treasury box?** (*The rich man put in a lot of money and the poor widow put in two small coins.*)
3. **Which gift did Jesus say was more valuable to God?** (*The widow's gift was more valuable to God because she gave all she had to God.*)
4. **Did the Pharisees and chief priests want to hear God's true words?** (*No. They wanted to hurt Jesus and make Him stop teaching.*)
5. **What did Jesus tell His disciples about when God's kingdom would come?** (*God's kingdom would not come to Jerusalem right then. The disciples should keep following Him even though He would die soon.*)

**Key for symbols:**



This box symbol represents ideas that can be used for two-year-olds through kindergarten. Please remember to slow down the pace for two-year-olds and keep the pace moving for five-year-olds.



This symbol represents ideas that are best used for two- and three-year-olds.




This symbol represents ideas that are best used for four-year-olds through kindergarten.




**Hook:**




**Disciple Song Review Center:** "Do you remember who came to Jerusalem following Jesus? Yes, the disciples did! Do you remember what their names were? Let's sing the 'The Disciple Song' to review the names of the twelve disciples whom Jesus chose." Sing "Disciple Song" from BLUK04EC.

 **Memory Verse Review Center:** "Do you remember what the people were saying about Jesus last week as He came to Jerusalem? They were praising Him as the King of the Israelites and waving palm branches at Him. Let's sing our memory verse song, 'Luke 19:38,' and remember what the people said about Jesus." Sing the memory verse song, located in the Song section.

---

 **Coin Center:** Count pennies, emphasizing the number "two" which is the amount of coins that the poor widow put in the treasury box. Let the children divide the coins into tens. The older children can count by tens to one hundred. This is a reinforcement of the counting exercises we have done in the past weeks. Show the children larger coins and talk about their value. Show the children what kinds of things the more valuable coins can buy. Let the children put their pennies in a "Treasure Box" as they sing a song about giving to God. (See Song section.)

 **Coin Rubbing Center:** Place several coins of different sizes on the table. Give each child a piece of typing paper and a crayon without the paper wrapper. Place the paper over the coin and let the child rub the crayon back and forth, forming an impression of the coin. Let the children fill the page with different coins. Turn the coins over and rub the other side also. Talk about money, what we use it for and the fact that God's Word tells us how to use our money. All of our money belongs to God, but He lets us use it. When we give our offering to God each week, we are showing how thankful we are to God for all He gives us.

② **Color and Cut Crowns Center: (BLUK18ECGF5)** Have the children color the previously cut out crowns (GF5). You can staple the straps to each side of the crowns so they will fit around their heads. Tell them that today we are going to talk about how Jesus is the true King who comes in the name of the Lord. Use the crowns all day. Each time the word "king" is said, have the children put the crowns on their heads.

② **Pin the Crown on the King Center: (BLUK18ECGF5)** On a big piece of paper draw a king or throne. Before class have the flat GF5 crowns cut out (no straps). Have each child pin/tape the crown to the king. After each child puts his crown on, sing the memory verse song. (See Song section.) Talk about how the Bible tells us that Jesus is the true King who comes in the name of the Lord.

② **Treasury Box for the Temple Center: (BLUK18ECGF10)** Let the children decorate a box with large and small sequins and gold braiding. It might be fun to glue pennies on the outside, too. Use this box as the treasury box in the temple as you tell the Bible Adventure. Have the children use the GF10 fake dollar bills to put in the treasury box. This will be safer for them than coins. When you get to the part in the Bible Adventure about the poor woman, have each child put his or her dollar bills in the treasury box just like the poor woman did.

② **Truth Game:** Help the children understand what the word "true" means. Jesus was teaching God's true words in the temple. Say several statements and have the children answer if your statement is true. Examples:

Show the children an apple. Say, "Is this a grape? No, that is not true. It's an apple."

Show the children a book. Say, "Is this is a book? Yes, that is true. It's a book."

Show the children a chair. Say, "Is this a table? No, that is not true, it's a chair."

Then show a Bible. Say "Is this true? Yes the Bible is true. It is God's Word."

Do four or five of these. Make sure your statements are very simple and obvious. Explain that today in our Bible Adventure we are going to hear how Jesus is the true King and that His words in the Bible are true. We love God's Word because it's always true.


④ **Simon Says:** Use the usual actions like taking two steps forward, scratching your back, etc. Also include requests like "reach in your pocket and get two coins; put your money in the offering plate at church; and pretend to take some coins from your friend."

---



**Book:**

**Presentation Ideas -**

 Use the **BLUK18ECGF1**, **BLUK18ECGF2**, and **BLUK18ECGF3** pages as you tell the Bible Adventure.

- You may want to continue with the “Kingdom” banquet collage on butcher paper. Place the blind man and Zaccheus at the banquet table. Jesus cared about the blind, the lame, and the poor people. From today’s lesson, tape up a poor widow who was giving two small coins to God in the temple.
- Have one of the teachers wear a long, flowing robe (preferably purple or royal blue) and walk proudly back and forth around the room. Have him watch greedily as a rich man empties a big bag of coins noisily into a treasury box. Then have him turn away as a poorly dressed woman comes toward the box and quietly put two small pennies in it.
- Use the treasury box you made during Hook time as you tell the Bible Adventure. The children can put coins in the treasury box at some point in the morning. You may want to use this treasury box to take your children’s offering each Sunday from now on. It will reinforce the Bible teaching that each week, we give back some of the money God has “loaned” us.

### **Bible Adventure for 2’s & 3’s -**

*(Show a picture of Jesus riding on a donkey into Jerusalem. Sing “Luke 19:38,” the memory verse song from the Song section.)*

Jesus was riding into Jerusalem as the King of the Jews. The disciples were singing and skipping happily along behind Him. They were happy because they thought that God’s kingdom was here.

*(Show the GF1 picture of a Pharisee with a frown on his face.)* The Pharisees said to Jesus, “Make Your disciples stop singing. You are not the holy One from God.” Jesus wouldn’t make His disciples stop singing. He knew that He was the holy King who was coming in the name of the Lord.

Jesus and the huge crowd of people walked to the temple church in Jerusalem. Jesus wanted to teach the people God’s true words. *(Hold up your Bible and say, “These are God’s true words. These are Jesus’ true words.”)*

*(Show the GF2 picture of a rich man holding a big bag of coins.)* While Jesus was teaching, a rich man came into the temple. He had a big bag of coins because he had a lot of money. *(If you have people dress up, have the rich man let a big bag of coins trickle noisily into a treasury box. Save some money in the bag rather than dumping it all in.)*

*(Show the GF3 picture of a poorly dressed woman with two coins.)* Jesus saw a woman go to the temple treasury box. She was poor and didn’t have much money. She only had two small copper coins, but she gave them both to God. She gave God everything she had. She loved God with all her heart.

Jesus said to His disciples, “This woman’s small offering is more important (valuable) to God than all the other offerings. This poor woman gave God everything she had. She has no more coins in her bag. She has no more coins at home. The other rich man has a lot of money leftover in his bag and at home.”

After Jesus finished teaching in the temple, He and His disciples walked out of the temple gate, down the path, and up a little hill. Jesus said to His disciples, “God’s kingdom is not coming to Jerusalem right now. There will be no kingdom banquet right now. Soon, in a few days, the Pharisees and chief priests will make me stop teaching the truth. They will hurt me and kill me. You will be sad but don’t forget my true words. I am the King who comes in the name of the Lord. Keep following Me.”

**Prayer:** Dear God, thank You for sending Jesus to be the true King who came to earth. I want to love Jesus and follow Him with my whole heart. Amen.

### **Bible Adventure for 4’s, 5’s & K -**

*(Show a picture of Jesus riding on a donkey into Jerusalem. Sing “Luke 19:38,” the memory verse song from the Song section.)*

Jesus came riding into Jerusalem as the King of the Jews. The disciples were singing and skipping happily along behind Him. They were happy because they thought that God’s kingdom was here. They wanted to be at the kingdom banquet.

*(Show the GF1 picture of a Pharisee with a frown on his face.)* The Pharisees said to Jesus, “Make Your disciples stop singing. You are not the holy One from God.” Jesus wouldn’t make His disciples stop singing. He knew that He was the holy King who was coming in the name of the Lord.

Jesus and a huge crowd of people walked to the temple church in Jerusalem. Jesus was sad to see what was happening in God’s temple church. The priests, who loved money, were cheating people and stealing money from them. The men who were selling lambs for the sacrifices were charging too much

money. Jesus was sad and angry. He walked right up to those men and knocked over their money tables. Money went flying everywhere!

Jesus said, "Stop using God's temple for stealing! God's temple is for praying and worshipping God, not for stealing money from your neighbors!"

The Pharisees and priests hated Jesus for saying these things. They looked at Jesus with angry eyes. They were just waiting for their chance to kill Jesus because He had told them that they loved money more than they loved God.

Jesus wanted to teach the people God's true words. *(Hold up your Bible and say, "These are God's true words. These are Jesus' true words.")*

*(Show the GF2 picture of a rich man holding a big bag of coins.)* While Jesus was teaching, a rich man came into the temple. He had a big bag of coins because he had a lot of money. *(If you have people dress up, have the rich man let a big bag of coins trickle noisily into a treasury box. Save some money in the bag rather than dumping it all in.)*

*(Show the GF3 picture of a poor widow woman with two coins.)* Jesus saw a woman go to the treasury box. She was poor and didn't have much money. She was a widow. Widows are women whose husbands have died. Widows in Jesus' day were very poor because they had no husbands to take care of them. Jesus loved poor people and wanted to help them.

The poor widow didn't think that she had very much to give God. She only had two small copper coins, but she put them both in the treasury box at the temple. She loved God so much that she gave Him everything she had. She showed by her offering that she loved God with all her heart.

Jesus said to His disciples, "This woman's small offering is more important (valuable) to God than all the other offerings. This poor woman gave God everything she had. She has no more coins in her bag. She has no more coins at home. Her coins are small but her heart is big towards God. The other rich people put a lot of money in the treasury box, but they have a lot leftover in their bags and at home."

Jesus taught about many things in the temple. The chief priests and Pharisees kept watching Jesus, trying to find a way to put Him in jail. Jesus kept teaching and people kept listening to His words.

Jesus and His disciples walked out of the temple gate and down the path to the Mount of Olives. As they were walking, they looked back at the temple as the sun was shining on it. The stones on the temple walls sparkled in the sun. The disciples were happy to be with Jesus. They were happy that Jesus would set up His kingdom in this beautiful temple.

Jesus said to His disciples, "God's kingdom is not coming to Jerusalem right now as you are hoping. Soon, in a few days, the Pharisees and chief priests will make me stop teaching the truth. They will hurt me and kill me. You will be very sad, but don't forget my words. Even though I will die, I am still the King who comes in the name of the Lord."

"Listen carefully to me now. Many men will come and say, 'I am the king who comes in the name of the Lord. I am the king who comes in the name of the Lord.' Don't believe them. I, Jesus, am the only King who comes in the name of the Lord. Keep following Me."

Jesus and His disciples spent the night under the olive trees on the Mount of Olives. The disciples kept thinking about what Jesus had told them. They didn't understand why Jesus couldn't be king right away in Jerusalem. They wanted God's kingdom to come now.

Next week, you will hear what happened to Jesus in Jerusalem.

**Prayer:** Dear God, thank You for sending Jesus to be the true King who came to earth. I believe in Him and want to follow Him with my whole heart. I love You, Amen.



### Look:



**Treasure Offering Box: (BLUK18ECGF6)** Each child can make his or her own treasury box to keep coins in from week to week. Encourage the children to bring their coins to Bible School each week as an offering to God. This is the pattern and teaching throughout the whole Bible.



**Poor Widow's Offering Page: (BLUK18ECGF4)** Let the children tell you what is happening in the GF4 picture. After they have answered the Aim Questions from the Bible Adventure, have the children glue two pennies to their pages.



**Money Bags Craft Center: (BLUK18ECGF7 & BLUK18ECGF10)** Two options: The first option is more complex and time consuming, with a nicer finished product. The first craft option is making individual cloth money bags. Cut out a circle from the GF7 pattern on a lightweight plain fabric, one circle per child. Fold the circle in eighths and snip holes with a scissors along both edges. Unfold the circles and give each child a circle as well as three feet of string, twine, or yarn. Weave the

string through the holes and pull together to make a pouch. Option two is a paper money bag. See directions for making the paper bag on GF7. The children can make coin disks cut from a heavy card stock or cut out GF10 dollars to put in their money bags. Ask the children to put real money in their bags during the week to bring to church as an offering. Talk about money, what we use it for, and the fact that God's Word tells us how to use our money. All of our money belongs to God, but He lets us use it. When we give our offering to God each week, we are showing how thankful we are to God for all He gives us.

- Memory Verse Review:** (*tune: "London Bridge"*) Have two teachers or two children form a "bridge" with their arms. The rest of the children walk under the bridge as they sing the following words:  
Jesus' followers read God's Word,  
Read God's Word, read God's Word.  
Jesus' followers read God's Word.  
Let's say it today! (*Teachers catch a few children who say the verse together.*)

- 
- God's True Words Activity Sheet: (BLUK18ECGF8)** With the teacher's help, connect the dots. Talk about how Jesus taught God's true words in the temple. As you review the Aim Questions from today's Bible Adventure, ask the children to draw the pictures that tell the story. Ask them to draw a rich man with a big bag of money and a poor woman with two coins. Younger children can simply draw lots of circles on their pages to represent coins. You may want them to glue two coins to their page.

- Fingerprint People Center: (BLUK18ECGF9)** People listened to Jesus teaching in the temple. We listen to God's true words in our church. Make fingerprint people by dipping the children's fingers in a little bit of tempura or water color paint. Each child presses his or her finger onto the GF9 paper, making the heads of the people. After they have made several heads, have the children go back and add bodies with pencils or pens. They can draw a picture of the Bible or add a Bible sticker to show the people listening to Bible stories in the church.

- ④ **Funny Statues Activity:** While playing music, act out the following situations individually and freeze when the music stops. Look at each other and laugh!
1. Act out Jesus getting rid of the cheaters in the temple by pushing money off tables, etc.
  2. Act out the rich man giving away the money in the heavy bag he was carrying.
  3. Act out the widow giving her two coins.
  4. Pass the basket for giving the offering. Reach in pocket and pretend to share money.

### Songs:

- I'm a Jesus Follower:** (*tune: "I'm a Little Tea Pot"*)  
I'm a Jesus follower, yes I am. (*Point to self and then thumbs up.*)  
Here are my ears and here are my hands. (*Cup hands behind ears and then in front of you.*)  
Hearing His true words, I will obey. (*Point to ears and head.*)  
Following Jesus is the way! (*Clap and stomp feet in place.*)

- Giving Our All Song:** Discuss the Bible Adventure with the children, asking them about the proud Pharisee who loved money, the rich man with his bag of money, and the poor widow, who gave her copper coins. (Use the Aim Questions for ideas.) Ask the children which person gave everything that she had to the Lord. Give the children either two pennies, or pieces of paper money, and as you sing the following song, have the children march around the room, and put their "offerings" (you can cut some of the GF14 play money) into a "collection plate."

**Give My All** (*tune: "O Christmas Tree"*)

D A7 D  
Oh Holy One, O Holy One,  
Em A7 D  
I want to give my all for You.  
D A7 D  
Oh Holy One, O Holy One,  
Em A7 D  
I want to give my all for You.  
D G A7

Just like the widow woman who

D

Gave all she had, since she loved You.

D A7 D

Oh Holy One, O Holy One,

Em A7 D

I want to give my all for You.

- Missionary Song: "Pray and Give and Go"** Our missionaries have given up everything for Jesus by going to another country to tell the Gospel. We can help our missionaries by praying for them to be strong. We can also give our coins to help our missionaries. Sing the following song as you put coins in the treasury box.

Pray and give and go, (Fold hands as though praying, emphasizing the PRAY word.)

Pray and give and go, (Hold out a coin to the offering box, emphasizing the GIVE word.)

Pray and give and go-o-o! (March in place, emphasizing the GO word.)

(Repeat first three lines.)

- 
- Luke 19:38, Memory Verse Song** (tune: "Father We Adore You," by Terrye Coelho, Ó1973 Maranatha Music)

D Em A A7 D

"Blessed is the King who comes

Em A7 D

In the na-ame of the Lord."

Em A D

Luke nineteen thirty-eight.

*Optional verse:*

Jesus we adore you;

Lay our lives before you.

How we love you.

(Although this tune is usually sung slowly, keep it upbeat for the memory verse version.)



### Took:

- Listening Mask: (BLUK18ECGF11 and BLUK18ECGF12)** Follow the directions on the mask. Children can color and be creative with their own mask. After the children have completed their masks, have them "open" the ears on their masks to listen to God's Word. Sing "Luke 19:38," the memory verse song from the Song section.

- Luke Story Circles: (BLUK18ECGF14)** Use the Luke story circles as described on the Luke Review Methods page.

- Songs to Sing Together Take Home Page: (BLUK18ECGF13)** "We want to give everything that we have to Jesus just like the woman in the story. We can do that by showing love to others like Jesus did. Let's sing this song to remind us to love others. You can sing it with your mommy and daddy this week to remind you." Let the children color the song sheet, and sing it together a few times. Encourage them to share the song with their parents.

**Give Love** (tune: "Oh Suzanna")

D

Jesus said that love is something

E A

that if you give it away,

D

I-if you give love to others

A7 D

**Give Love** (tune: "Day O")

C Em F C

Give love, oh-oh, gi-i-ive love!

G7 C

Give it away, a-and you get more!

(Repeat)

C

G7

Love is something if you give it away,

it will come back 'round your way.

G D A

Give some lovin', Oh, give some love today

G7

D

I-if you give love to others

A7


it will come back 'round your way.

C G7 C  
Give it away, a-and you get more.

I say, Love is something if you give it  
away,

C G7 C  
Give it away, a-and you get more.

The proud  
Pharisee  
did not want  
to listen  
to Jesus.  
He did not  
believe in  
Jesus as  
the holy  
Son of God.




Jesus saw the rich people putting their gifts in the temple treasury box.





Jesus saw the poor widow put two small coins in the treasury box at the temple.

The woman gave all she had to God.




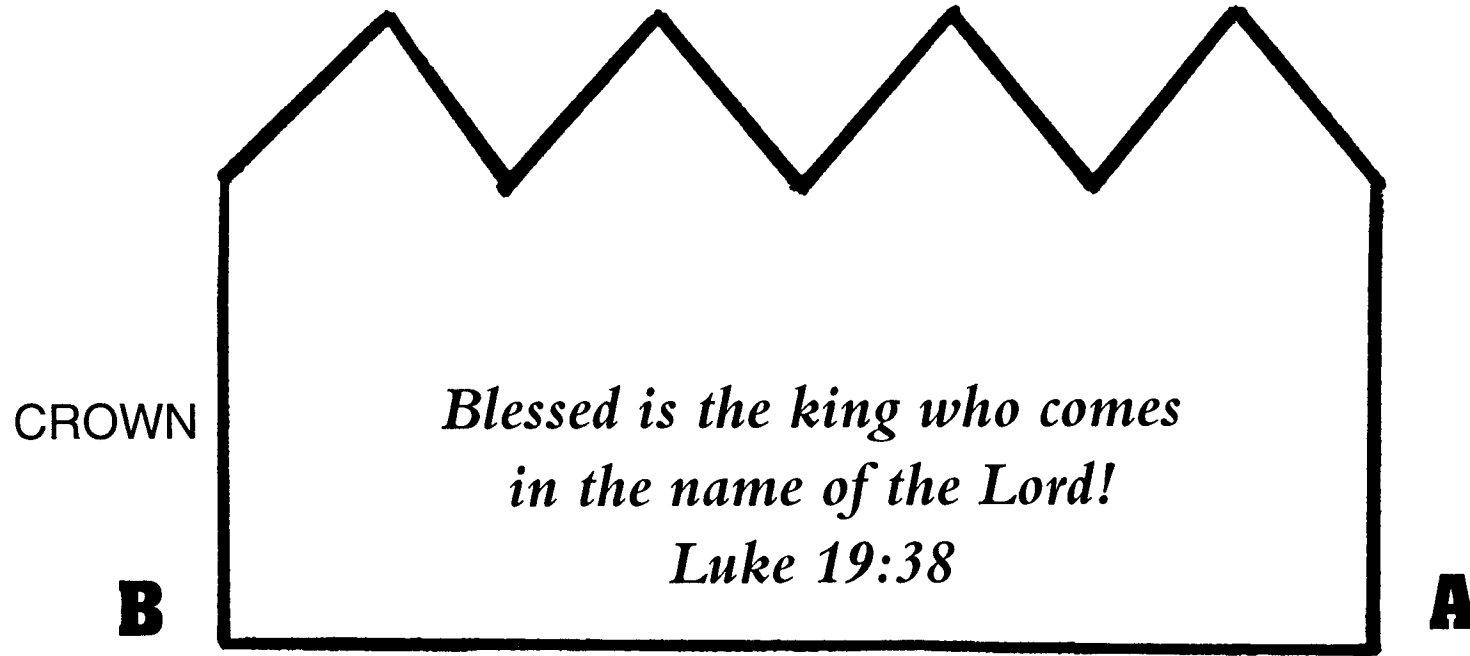
The rich man put a big bag of coins into the temple treasury box.



The poor widow put two coins in the temple treasury box.

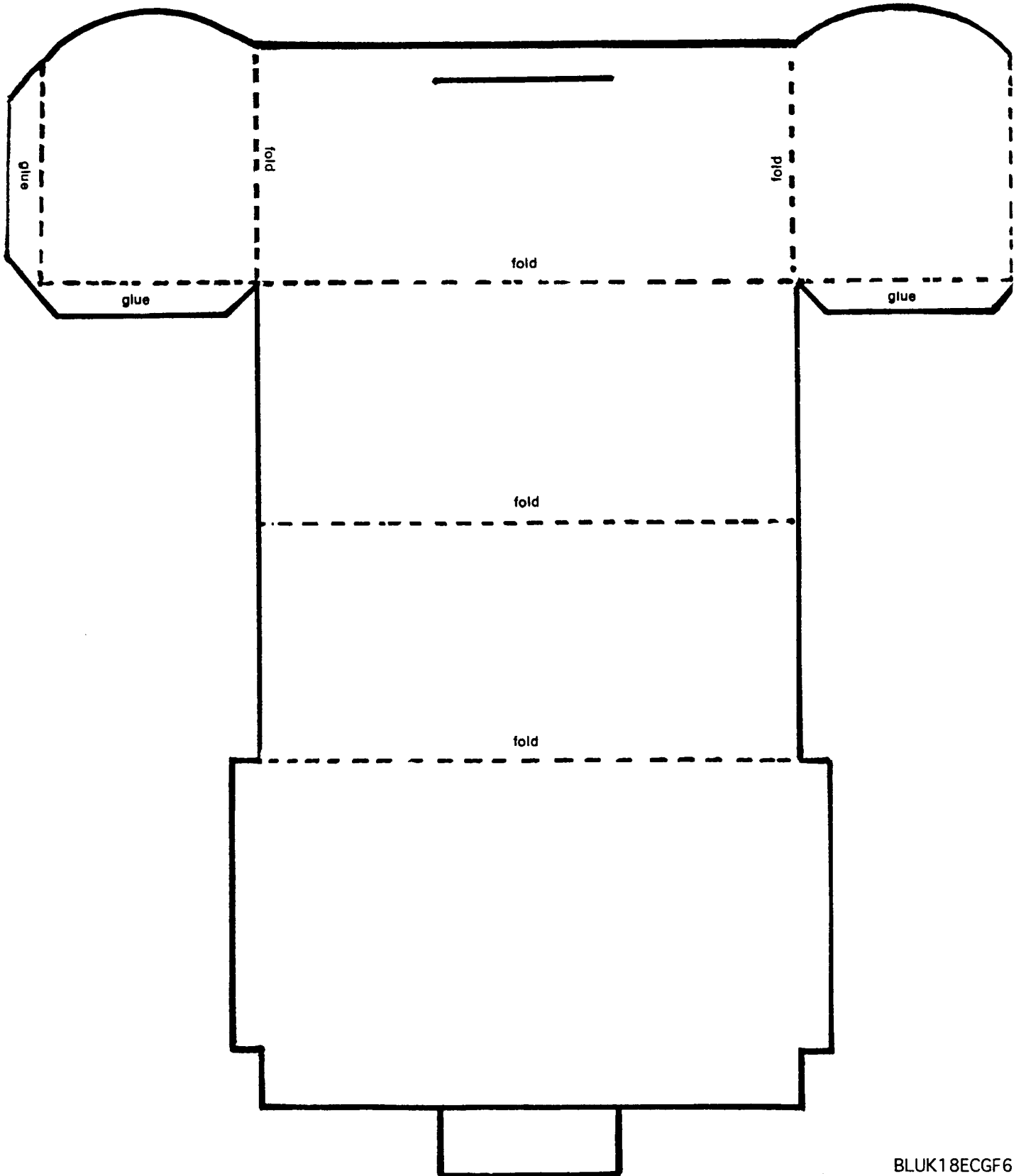
# KING CROWNS

Cut around the strap and the crown. Attach the strap on side "A" to the crown on side "A."  
Wrap the crown and strap around the child's head and attach side "B" of the strap to the other  
end of the crown after fitting it to the child.




# Individual Treasury Box

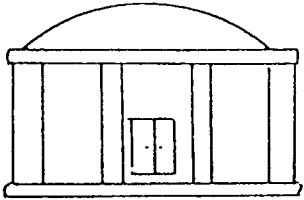
Cut out around the dark black line after you have decorated your box.  
Fold and glue as indicated. Now you have your own treasury box.  
Collect money during the week in your box and bring it to church on Sunday  
to give as Jesus told about in the Bible.



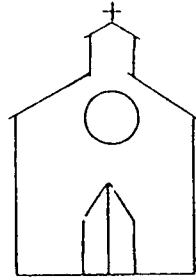
# **Money Bags Craft Center**

**Circle Pattern  
for cloth  
pouch**





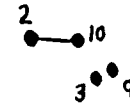

*Jesus was teaching  
in the temple  
at Jerusalem.*



**Where do we find Jesus' words?**

**We read God's Word!**

*Draw a picture of the rich man and  
poor widow woman with two coins.*




**HOLY  
BIBLE**






• 5




*Connect the dots. Begin at 1.*

# Listen to God's Good Words!





My ears hear Jesus' words.  
My eyes see Jesus' words.



# Listening Mask Head Strap

## Directions:

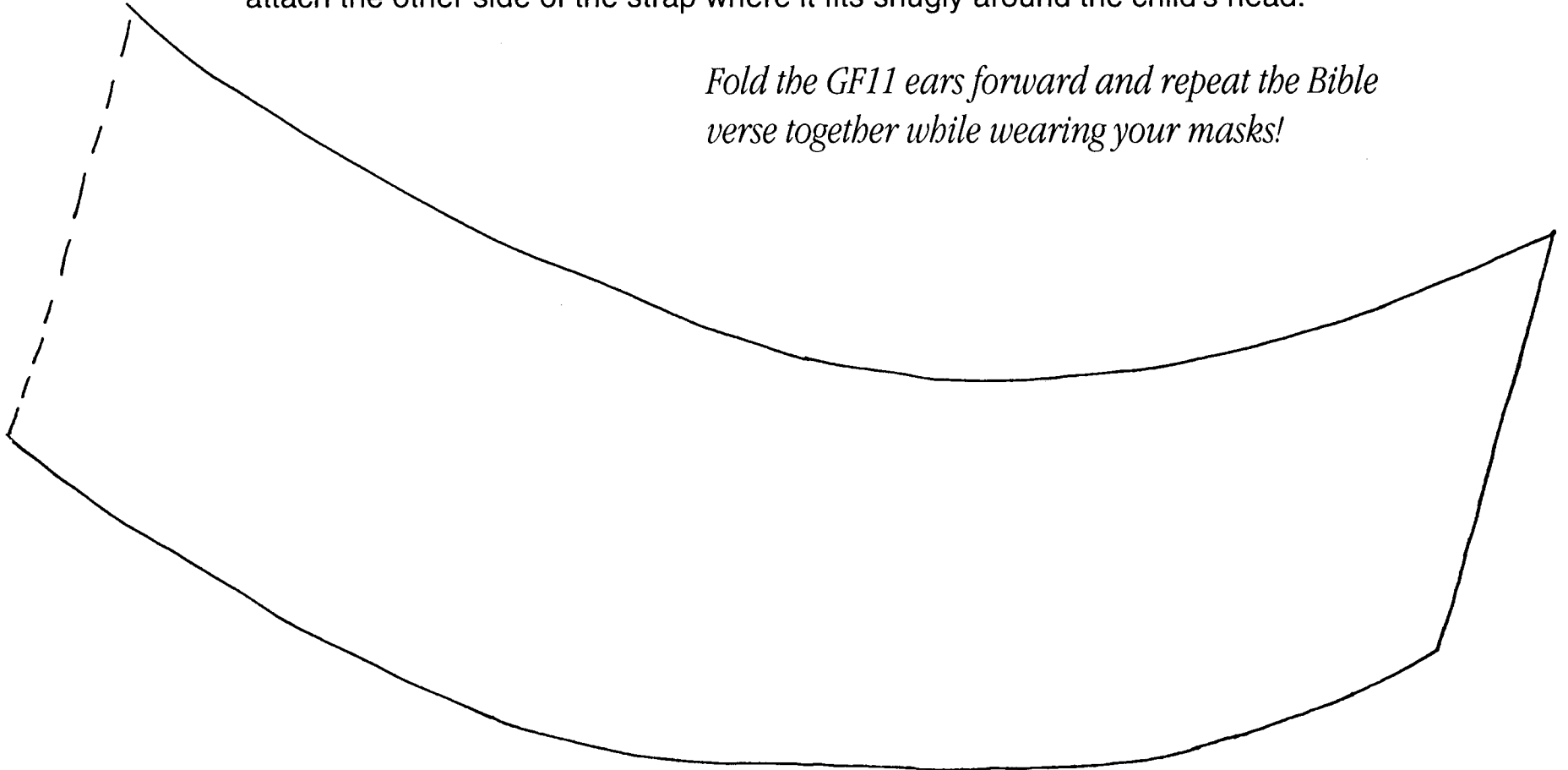
Decorate and color the BLUK18ECGF11 mask and BLUK18ECGF12 head strap.

Cut out around the mask and head strap.

Cut the eyes out of the mask and cut all around the ears except for the dotted lines.

Staple the strap to one side of the mask, place the mask around the child's head and attach the other side of the strap where it fits snugly around the child's head.

*Fold the GF11 ears forward and repeat the Bible verse together while wearing your masks!*



# Songs to Sing Together



## Give My All

(tune: O Christmas Tree)

Oh Holy One, O Holy One,  
I want to give my all for You.

Oh Holy One, O Holy One,  
I want to give my all for You.

Just like the widow woman who  
Gave all she had, since she loved You.

Oh Holy One, O Holy One,  
I want to give my all for You.



## Luke 19:38, Memory Verse Song

(tune: "Father We Adore You," by Terry Coelho, ©1973 Maranatha Music)

"Blessed is the King who comes  
In the name of the Lord."  
Luke nineteen thirty-eight.



STORY  
CIRCLES  
FOR LUKE  
LESSON #18.

