

**Materials I Need:**

**Memory Verse:**

The Holy One to be born will be called the Son of God.    Luke 1:35

**Aim Questions for 2's & 3's:**

1. Did the angel Gabriel tell Zechariah and Mary that they would each have a special baby? *(Yes)*
2. Did the angel Gabriel tell them that the Holy One was coming? *(Yes)*
3. Could Zechariah talk after the angel came to him? *(No)*
4. Is anything too hard for God? *(No, nothing is impossible with God.)*
5. Do you believe God's Word, the Bible, is always true? *(Yes)*
6. What will the Holy One be called? *(Jesus, the Son of God)*

**Aim Questions for 4's, 5's & K:**

1. What did the angel Gabriel tell Zechariah while he was a priest in God's temple? *(Don't be afraid. Your wife will have a son named John who will help people get ready for the Savior.)*
2. What did the angel Gabriel say to Mary? *(Don't be afraid. You will have a son named Jesus who will be the holy Son of God.)*
3. What did Mary say after she heard Gabriel's message from God? *("I am the Lord's servant." Nothing is impossible with God.)*
4. How did Zechariah let everyone know what the baby's name should be? *(He wrote it on a tablet.)*
5. What were the names of the people in the Bible Adventure today who believed God and were willing to trust God and serve Him? *(Mary, Elizabeth, and they might say Zechariah and Joseph)*
6. Who sang happy, thankful songs because nothing is impossible with God? *(Mary and Zechariah)*

**Key for symbols:**



This box symbol represents ideas that can be used for two-year-olds through kindergarten. Please remember to slow down the pace for two-year-olds and keep the pace moving for five-year-olds.



This symbol represents ideas that are best used for two- and three-year-olds.



This symbol represents ideas that are best used for four-year-olds through kindergarten.




**Hook:**




**Polaroid Pictures Center: (BLUK01ECGF11)** As the children come into class, take a Polaroid picture of each of them and let them look at their own and each others' pictures. Let them say their own name to each other and try to say the other children's names. Cut the pictures in the shape of a circle and put them each on a GF1 circle name tag that the children can wear throughout the morning. Punch holes in the top of the circle and string yarn or ribbon through to make a necklace. Let the children each stand in front of the large mirror and look at themselves with their name tags

on. Tell each child that God loves them, that you love them and that you're glad they came to Bible School today.

---

 **Paper Plate Angels Craft Center: (BLUK01ECGF1)** Use the GF1 pattern to trace the lines onto a nine-inch paper plate. Before class, cut the paper plates on the lines. During class, let the children color and decorate the paper plate angels with glitter, ribbons, and stickers as desired. Then make an angel by sliding the cut edges together. It will automatically form an angel with wings. Then pull the angel "arms" together (the two half circles surrounding the head) and tape or staple them together. Talk about angels being God's messengers. In the Bible Adventure today, we will talk about angels.

 **The Hello Song:** This song will welcome the children to your class and help them learn each other's names. Have the children sit in a circle. Go around the circle and sing this song until you have welcomed each child by name. Have the children wave to each child they sing to. Sing this song to the tune of "Skip to My Lou."

Hello, (child's name), nice to see you.

Hello, (child's name), nice to see you.

Hello, (child's name), nice to see you.

Welcome to God's church.

To end the game, sing this verse.


God is glad that we're all here.


God is glad that we're all here.


God is glad that we're all here.

We like to come to church.

As you finish the song, have the children jump up, wave their hands, and shout, "Yeah!"

 **Dr. Luke's Letter:** One of the teachers can dress up as a doctor with a white coat and stethoscope. He can be writing a letter to Theophilus, then put it in a stamped envelope. He can explain to the class that he had never met Jesus in person, but he had talked with all the disciples and had gotten the first-hand story. If there is someone in the class named Luke, let him deliver the letter to another teacher named Theophilus, who will open the letter and tell the Bible Adventure.

 **Quiet Train:** Use this game to make a smooth transition from noisy activities to more quiet ones. Put your finger to your lips and whisper "Shh, shh, shh, shh." Quietly walk around the room, and tap children on the shoulders as you continue to whisper "Shh, shh, shh, shh." As the children are tapped, have them join in line behind you, put their fingers to their lips and whisper with you. As you travel around the room, you'll soon sound like a very quiet train. When all the children are in line behind you, lead them around the room once, then have them sit in the area you've prepared for the next activity.


 **Hand Rhymes Center: (BLUK01ECGF12)** Use these attention getting rhymes today and as desired throughout the year. The younger children will like to do them often. Tell the children that we can use our hands for many different things and in our Bible Adventure today, a man will be using his hands to give a message from God.

④ **Treasure Hunt:** Place different boys' and girls' names on pieces of paper and hide them around the room. After the children have found two or three names, gather them together in a circle and let them hand the papers to a teacher to read the names. Ask if they know anyone by that name. Clap the rhythm to that name.


④ **Balloon Game:** Put the names and places from the Bible Adventure on small pieces of paper and then into a balloon. Give each child a balloon to sit on and break to find the name inside. The teacher reads the name as the child comes forward. Ask the children to listen for these people and places in the Adventure today.




**Book:**  
*Presentation Ideas -*

 **(BLUK01ECGF1)** When you talk about the angel Gabriel, show a decorated angel which you or one of the children made during Hook time. Then show the GF3 picture of an angel. Most of the time angels are invisible so we don't know exactly what they look like. Sometimes in the Bible, an angel looks like a man and sometimes angels have wings.

---

 Show the **BLUK01ECGF2, BLUK01ECGF3, BLUK01ECGF4, BLUK01ECGF5,** and **BLUK01ECGF6** pictures as you tell the Bible Adventure.

 Bring two baby dolls, one to represent the baby John and one to represent Jesus. Only emphasize the baby John doll this week. Next week, we will talk about the baby Jesus being born.

④ Ask the Children's Department for a large map of Palestine, if you choose to use a map. Younger children can see a map later in Luke.

### **Bible Adventure for 2's & 3's -**

*(Ask one of the children to come up to your Bible and open it to the bookmark that is in the New Testament book of Luke.)* In the New Testament part of the Bible is the book of Luke. Let's look at Luke. *(Sing the "Look in Luke" song several times as different children take out the bookmark.)*

*(Show the GF2 picture of Zechariah and Elizabeth.)* This is Zechariah and this is Elizabeth. They loved God very much and wanted to obey Him. Zechariah and his wife were old and it made them very sad that they never had any children in their family. Can you see the sad looks on their faces?

God had a big surprise for Zechariah and his wife, Elizabeth. One day, while priest Zechariah was in the Holy Place of the Temple, an angel named Gabriel suddenly appeared to Zechariah. *(Show the GF3 angel and let the children say the name "Gabriel" several times. Then show the GF4 picture.)* Zechariah stepped back, shaking with fear. Gabriel said to Zechariah, "Don't be afraid! I have good news for you. You and Elizabeth will have a son and you will name him John. He will be a special baby who will grow up to be a great man. He will help get people's hearts ready for the Holy One of God who will soon be born."

Zechariah could hardly believe his ears! The Holy One was coming! The Savior was coming! "But wait," Zechariah thought. "Elizabeth is too old to have a baby!" Zechariah said to the angel, "How can I be sure that you are telling me the truth?"

The angel Gabriel said, "God has spoken this good news and God always tells the truth. Nothing is too hard for God. Elizabeth will have a baby son, but because you did not believe God's Word, you will not be able to say any words until after the baby John is born." When Zechariah came out of the temple, he could not speak. He made signs with his hands to try and tell the people about the angel. The angel brought great news! "The Holy One is coming! The Savior is coming! Nothing is impossible with God!"

*(Show the GF5 picture.)* There was a young Jewish girl named Mary who loved God with her whole heart. Mary lived in a town called Nazareth with her parents. Mary always obeyed her parents. The angel Gabriel came to Mary and said, "Hello, Mary! God has a special plan for you!" Mary was afraid and wondered what was happening.

Gabriel said, "Don't be afraid! God is sending the Savior and you will be the mother of the Holy One." Mary didn't understand how she could have the holy baby. Gabriel said, "God will give you the most special baby in the whole world. He will be the promised Savior. Nothing is too hard for God to do."

Mary believed God's Word. She believed that God can do anything He wants. She said, "I will do whatever God wants me to do."

Gabriel said, "Your relative Elizabeth will have a baby, too. Nothing is impossible with God."

*(Show the GF6 picture.)* Mary thought and thought about what the angel had told her. She went to see Elizabeth in another town. When Mary walked into Elizabeth's house, they hugged each other and were so glad to see each other. Elizabeth said to Mary, "God has given you a special baby. Your baby will be the Savior!" Mary's heart was so full of joy that she had to sing a song of praise to God! Nothing is too hard for God to do. She trusted God's Word and sang for joy.

Elizabeth had a baby boy and all of her friends were happy for her and Zechariah. A son! Nothing was too hard for God! Zechariah still couldn't speak, so he asked for a paper and pencil. He wrote, "The baby's name is John." Immediately, Zechariah could speak words again! He began praising and worshipping God! "What a great and mighty God I serve!" Zechariah said. "Nothing is too hard for God! He is sending the Savior, the Holy One of God, and my son John will be His prophet! What a powerful God!"

**Prayer:** Dear God, nothing is too hard for You. Thank You for sending John to get people's hearts ready for the Savior. Thank You for sending the baby Jesus, too. In Jesus' name, Amen.

### **Bible Adventure for 4's, 5's, & K -**

Last summer we learned about the Old Testament, right here in the Bible. Here are the books of Isaiah, Jeremiah, Nehemiah, Esther and all the others. Who remembers what happened to the town of Jerusalem in the Old Testament? (*It burned down.*) Why was Jerusalem destroyed and why did the Israelites have to go to Babylon for seventy years? (*The people loved idols more than they loved the Most High God.*) Even after Ezra and Nehemiah came back to Jerusalem and rebuilt the temple and the city walls it wasn't long before most of the Israelites forgot about God. They thought mean, selfish thoughts. They did mean, selfish things. They didn't want to do the righteous thing.

Today we are learning about some people in the New Testament. (Turn to the New Testament book of Luke.) We are starting in the book of Luke. Do any of you know someone with the name of Luke? The Luke in the Bible is another person you would like to know. He was a traveling doctor, going on missionary journeys with Paul, so you wouldn't find him home very much. Luke loved God and loved people. He cared so much about his friends that he wanted them to know the truth about Jesus and what He did on earth. Luke was very careful to listen to people who knew Jesus and to write down exactly what they said so he could share the real truth about Jesus with His friends. This is the truth that Luke wrote.

The place is Judah, right here on the map. Here is Jerusalem, Nazareth, Bethlehem and Galilee. Listen for these places as we tell the story today. Herod was king of Judea and Zechariah, who was married to Elizabeth, was a priest who took his turn working in the temple in Jerusalem. Zechariah and Elizabeth loved God. They always obeyed God because they wanted to do what was right. They were old and it made them very sad that they never had any children in their family. The Most High God had a big surprise for Zechariah and his wife, Elizabeth.

One day, while Zechariah was doing his work in the temple, an angel named Gabriel came to him. Angels are God's messengers who do God's work on earth.

Zechariah was startled and gasped with fear. Then he heard the angel say, "Don't be afraid! I have good news for you. You and Elizabeth will have a son and you will name him John. He will be a great man. He will help get people's hearts ready for the Holy One of God who will soon be born. John will help turn people from sin and turn to doing what is right. John will help prepare people for God's Son."

Zechariah could hardly believe his ears! The Holy One was coming! The Savior promised by Isaiah! (*Show a picture of Isaiah's prophecy of the virgin having a son.*) Zechariah would have a special son who would get people ready for the Savior!

But wait! Elizabeth was too old to have a baby! Zechariah said to the angel, "How can I know that what you have said is true?"

Gabriel said, "God has spoken this good news and it will happen. Nothing is too hard for God. But because you did not believe God's Word, you will not be able to say any words until after the baby John is born."

When Zechariah left work that day, he couldn't talk! He made signs with his hands to try to tell the people that he had seen an angel. He tried to tell them these words, "The angel brought me great news. The Holy One is coming. The Savior is coming! Nothing is too hard for God!"

A little while later, the angel Gabriel appeared to another person. This time Gabriel had a message for Mary. Mary was a Jewish girl who loved God with her whole heart. She lived in a town called Nazareth with her parents. Mary always obeyed her parents as God had commanded.

Gabriel said to Mary, "Greetings, the Lord is with you. God has a special plan for you!"

Mary had a puzzled look on her face. She was afraid and wondered what was happening. But the angel said, "Don't be afraid! The Most High God is sending the Savior and you will be His mother."

Mary shook her head, wondering how this could happen. She wasn't even married yet. How could she have a special baby?

Gabriel said, "The Holy Spirit of God will give you the most special baby in the whole world. He will be the promised Savior. Nothing is too hard for God to do."

Mary was amazed and surprised! She probably had a huge smile on her face. Maybe she wanted to leap for joy! Whatever she did, Mary believed God's Word. She said, "I am the Lord's servant. I will do whatever He wants me to do."

Gabriel said, "Your relative Elizabeth will have a baby, too. Nothing is too hard for the Most High God." God did do what He said He would do. He put a baby in Mary. The baby was God's own Son, the promised Savior, Jesus.

Mary put on her coat and walking sandals and hurried over the hills of Judah to Elizabeth's house. The cousins were so glad to be together. They had big hugs and you could hear happy voices greeting each another.

Before all the excitement was over Elizabeth said, "God has given you a special gift. Your baby will be the Savior! The Spirit of God told me that your son will be God's Son." They were both glad about the babies they were going to have. Mary was so happy in her heart that she sang a song of thanks to God.

Both Mary and Elizabeth were willing to follow God and serve Him, doing what He said was right. They wanted to follow and serve God so much that they sang about it.

If you read in the Bible that God wants you to obey your parents because that is right, what would you do? If your parents ask you to eat all the food on your plate, what do you do? God always knows what is best and His Words for us are right here in the Bible. He is our best helper because nothing is too hard for God. If you have a hard thing to do, like say you are sorry to a brother or a friend, then ask God to help you say it and mean it. Remember, Mary and Elizabeth were willing to follow God, doing what was right, with His powerful help. Nothing is too hard for God.

Soon the day came for Elizabeth to have her baby. She had the baby boy that God had promised. Nothing is too hard for God. Elizabeth rejoiced with all her friends who were so happy for her. When it came time to name her baby boy, Elizabeth said the baby's name would be John.

The people there said, "John? No one in your family has the name John. You should name him Zechariah, Jr."

Then the people went to Zechariah and asked, "What do you want to call your son?" Zechariah still couldn't speak so he asked for a paper and pencil and on it he wrote, "My son's name is John."

Immediately, Zechariah could speak words again! That is exactly what God's angel said would happen. Zechariah began singing and worshipping God! "What a great and mighty God I serve. Nothing is too hard for God! He is sending the Savior, the Holy One of God, and my son will be His prophet. My son will tell other about Jesus' coming. What a powerful God Israel has!"

Zechariah and Elizabeth loved their son and took good care of him. John grew bigger and stronger. He made right decisions to follow God's right ways. He learned to do right things by obeying his parents. God would use John when he grew up, to help people get ready for the Savior, Jesus. God was keeping His promise to bring a Savior to His people.

**Prayer:** Most High God of Heaven, You are holy and nothing is too hard for You. Thank You for sending John to get people's hearts ready for the Savior. Thank You for helping children want to obey Your right ways. Help us this week, in Jesus' name, Amen.



### Look:



**Teaching the Memory Verse: Luke 1:35: "The Holy One to be born will be called the Son of God."** Make babies out of round clothespins and wrap them in tiny flannel blankets. Let the children pretend to be Zechariah and Elizabeth, holding baby John. Then they can pretend to be Mary and Joseph holding the baby Jesus. Let the children take turns being Gabriel coming to say the verse. Very small children can say, "The Holy One will be born." Be sure that the children understand that both the births were special. John would be God's prophet and Jesus was the only perfect Son of God.



**Zechariah Can Speak No More:** Ask the person who knows sign language to be Zechariah, pretending that she can't speak. She can try to explain about the angel and the baby John using sign language. Sing the song "Holy One" with her signing the words of the song.



**Let Your Fingers Do the Talking:** Tell the children that their lips have been buttoned shut, just as Zechariah's, but they can still communicate by using their hands. Have the children say the following words or phrases using just their hands.

- Hello! (Wave.)
- Great job! (High five or thumbs up.)
- Stop! (hand up, palm facing front)
- Come here! (Beckon with index finger.)
- Quiet! (Finger in front of lips.)
- Goodbye! (Wave.)

You can also have the children quietly imitate animals such as bunnies or kittens. You might sing a song without words.

② **Bible Verse Time for Two-Year-Olds:** It is never too early to begin hiding God's Word in children's hearts. Here is a plan for teaching the memory verse to young children. Say the whole verse with the reference at the beginning and at the end. Say a few words at a time and let the children repeat them phrase by phrase until you finish the verse. Play "fill in the blank" with one word, then two, and so on until the child learns it all. After several repetitions, ask the children to say the verse alone. Review the Bible verse often during class and in the coming weeks.

② **"Zip Your Mouth" Center: (BLUK01ECGF10)** Using a picture of Zechariah, tape the picture of a zipper over his mouth. Explain to the children how God took Zechariah's voice away because he did not believe Gabriel, the angel, when Gabriel told Zechariah that he was going to be a father. But as soon as the baby was born and Zechariah wrote down the baby's name on a tablet, he got his voice back. The children can then remove the zipper from Zechariah's mouth.

---

② **Baby John Book Center: (BLUK01ECGF14)** Ask the Children's Department to copy one GF14 page per child and cut apart the four story sections. You can ask them to staple the four pages together to make a little book, or you can help the children make their own book. You may also want to make a front and back cover from construction paper. The children can each "read" the story of the birth of John the Baptist from their own book.

② **"Who is Hiding?" Center: (BLUK01ECGF8 & BLUK01ECGF9)** Ask the Children's Department to cut the GF8 doors so that they open, being sure to leave the left side of the door uncut. During class, let the children color the GF9 pictures. Then glue or tape the GF8 door page on top of the GF9 pictures so that when the doors are open, the pictures tell the Bible Adventure. See if the children can tell the story themselves.

④ **"Who is Hiding?" Center: (BLUK01ECGF8 & BLUK01ECGF9)** The children can cut out the pictures of doors, eight doors for each child. Have the children tape the left sides of the doors (so the doors can open) to a piece of construction paper. Have the children color the miniature pictures and then cut them out. The children can then hide the pictures under different doors and play a search and naming game. A simplified version of this craft would be to simply leave the doors on the page, cutting the tops, bottoms and right sides of the doors so that they open. Then glue or tape the GF8 door page on top of the GF9 pictures so that when the doors are open, the pictures tell the Bible Adventure.

**Snack Center:** "God made Zechariah unable to speak for a time until John was born. Can you imagine what it would be like to not be able to speak? It would be kind of like having peanut butter in your mouth, with your tongue stuck to the roof of your mouth." Give each child a small dab of peanut butter on his or her tongue and have them stick their tongues to the roofs of their mouths. When God loosened Zechariah's tongue, he spoke John's name. Let the children have a cup of milk to wash down the peanut butter and then say, "His name will be John," just like Zechariah did.

**Story Circles for Review: (BLUK01ECGF15)** Each week through the book of Luke, there will be one or more story circles included in the lesson. These can be used to review the Bible Adventure in a number of different ways. See the Luke Review Methods page for ways to use these story circles.

### Songs:

**Look in Luke with Me** (Tune: "Steppin' Time" from *Mary Poppins*)

Look in Luke with me.  
Look in Luke with me.  
Look with me. It's plain to see  
Good news from Luke to me.

Gabriel came to say,  
Your babe is on his way.  
Never fear; the Lord is near.  
Good news has come today.

**J-E-S-U-S** (Tune: *B-I-N-G-O*)

(You can add verses on each week as we learn about Jesus in Luke.)

The Holy One is coming soon  
And Jesus is His name-oh  
J-E-S-U-S, J-E-S-U-S, J-E-S-U-S,  
Jesus is His name-oh.

The Holy One is born today  
And Jesus is His name-oh  
J-E-S-U-S, J-E-S-U-S, J-E-S-U-S,  
Jesus is His name-oh.

The Holy One baptizes us  
And Jesus is His name-oh  
J-E-S-U-S, J-E-S-U-S, J-E-S-U-S,  
Jesus is His name-oh.

---

**Holy One** (Ask the sign language person to teach you and the children how to “sign” this song. Sing it every week throughout the book of Luke.)

Holy One, most Holy One,  
Your ways are higher than mine.  
Holy One, most Holy One,  
May Your ways be mine.

Your ways are higher than the mountains  
Your love is deeper than the sea  
Your mercy, flowing like a fountain,  
Has touched my heart and set me free. (Repeat Chorus)



**Took:**

**Memory Verse Review Game:** Play this version of Pin the Tail on the Donkey this week or next week to remember John’s and Jesus’ births. Attach a large square of felt to a wall. Use a permanent marker to draw a baby on the felt, or cut out a baby pattern from felt and attach to the felt square. Give each child a piece of felt to cover the baby like a blanket. Attach a piece of masking tape to the edge of each felt piece. Blindfold the children one at a time and have them try to cover the baby with their blankets. The other children may offer directions to help the blindfolded child find and cover the baby. After each child makes a try, all the children say the memory verse together.

**Memory Verse Review:** Ask the person who has been doing sign language to sign the memory verse. Let all the children sign the verse, saying the words along with the actions. Repeat it slowly, over and over. The children will love the review.

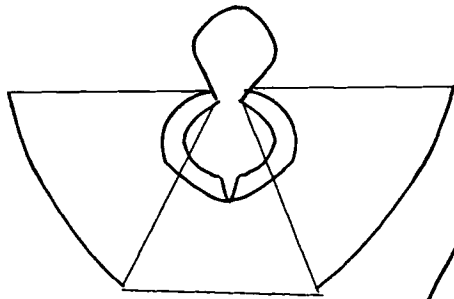
**“Nothing Is Impossible with God” Craft Center: (BLUK01ECGF7)** On a piece of construction paper, glue a picture of Mary on the right side of the page and a picture of Zechariah on the left side of the page. At the top of the page, glue a GF2 angel. Write the words “Nothing is too hard for God.” As the children talk about what happened in the Bible Adventure, talk about the good news Gabriel brought from heaven. Gabriel told Zechariah and Mary not to be afraid, that God had special children for them. John would be a great prophet and Jesus would be the Holy One, the Savior that God had been promising. At first, Zechariah wasn’t sure if Gabriel was telling the truth about God’s power, so God wouldn’t let him speak until after the baby was born. Zechariah, Elizabeth, Mary and Joseph trusted God to do what He said. They wanted to serve God however they could. When we believe God’s Word and trust Him, we aren’t afraid either. We know that nothing is too hard for God.



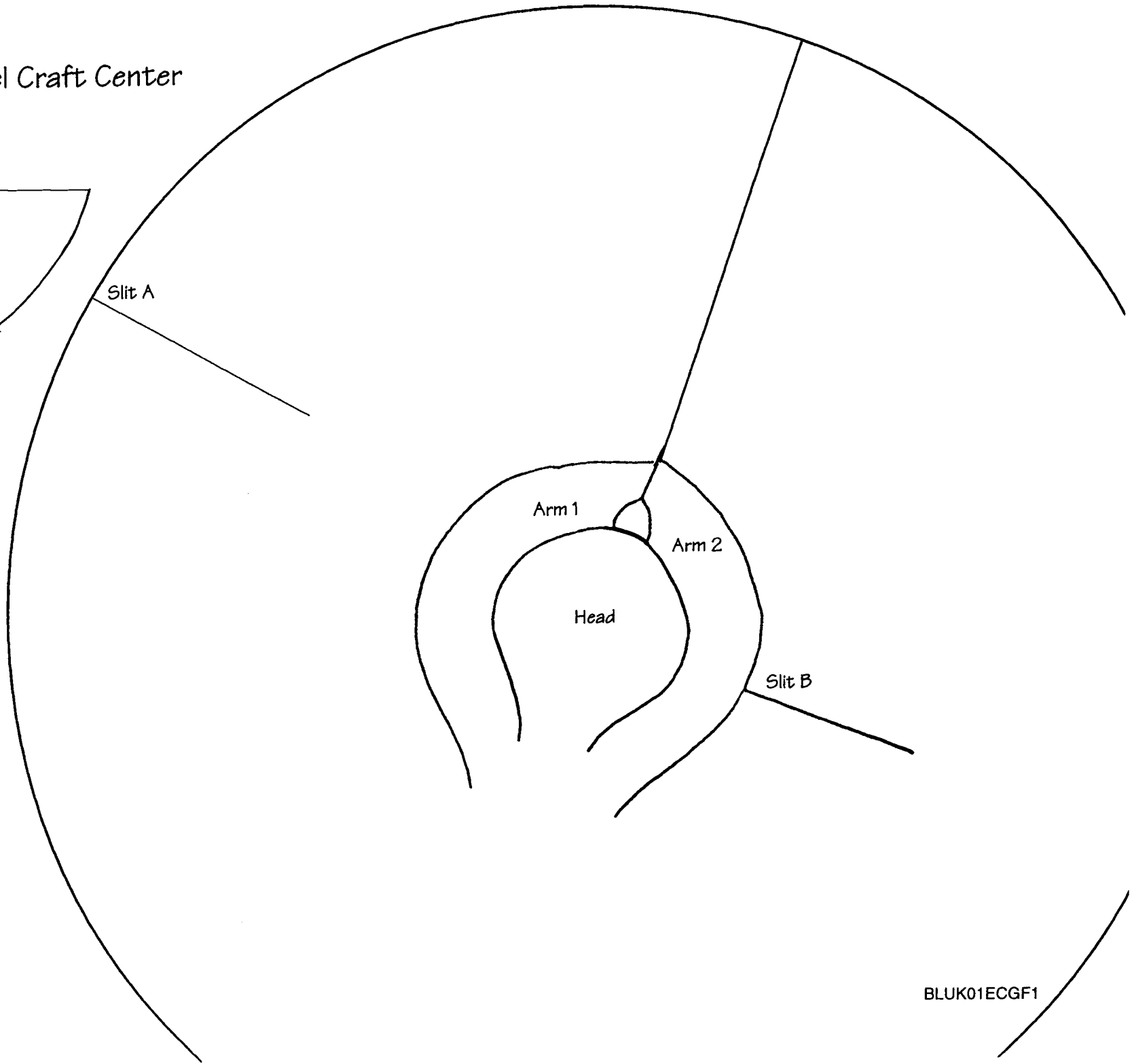
**“Nothing Is Too Hard for God” Name Tags: (BLUK01ECGF11)** If you made name tags during Hook time, take off the tags and let the children tape them to the large mirror in the room. Each week the children can take off their own name tags from the mirror, put them on, and remember that nothing is too hard for God.

④ **Send a Sign: (BLUK01ECGF13)** Send home a sheet of sign language with instructions to see if the children can spell out the names “John” and “Jesus” in sign language. Families with sign language experience can learn to “sign” the memory verse.

# Paper Plate Angel Craft Center



Trace all lines from the big circle on this page onto 9-inch paper plates. Cut along all lines. Bring the outer edges of the plate together and slide slit A and slit B together, forming wings. Fold the arms forward and tape or staple together.



Zechariah and Elizabeth were sad  
because they didn't have children.



The angel Gabriel brought good news from God to two families about two special babies.



Gabriel said to Zechariah, "Don't be afraid!  
Your wife Elizabeth will have a special baby.  
Nothing is impossible for God."




Gabriel said to Mary, "Don't be afraid!  
You will have a special baby.  
Call His name 'Jesus'."



The Holy One to be born  
will be called the Son of God.  
Luke 1:35






Mary went to  
visit her cousin  
Elizabeth.  
They rejoiced  
in the Lord  
for giving them  
special babies.







When the baby  
was born,  
Zechariah wrote,  
"His name is John."  
Then he could speak  
and praise the  
God of Israel.







Nothing is impossible with God. Luke 1:37







BLUK01ECGF8






BLUK01ECGF9

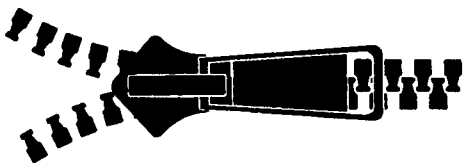


Nothing is impossible with God.

Luke 1:37

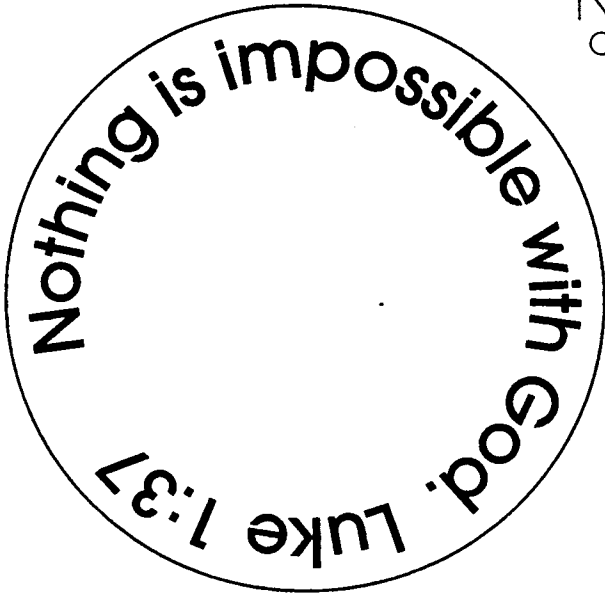


Zechariah and his wife Elizabeth were too old to have children, but nothing is impossible with God. Because Zechariah doubted God, he couldn't speak until his son, John, was born.



Cut out the zipper and let the children glue it to Zechariah's mouth. It will remind the children that nothing is too hard for God.

Name Tags  
Copy one per child  
on card stock.




Attention-getting  
rhymes to use  
with preschoolers  
throughout the year.




## I HAVE TEN FINGERS


I have 10 fingers 

And they all belong to me. 


I can make them do things—


Would you like to see?


I can shut them tight, 


I can open them wide, 


I can put them together, 

I can make them all hide. 

I can make them jump high, 

I can make them jump low, 

I can fold them so quietly, 

And hold them just so. 

© 1993 by Gospel Light. Permission to photocopy granted.

## I HAVE HANDS

I have hands that will clap, clap, clap!

I have hands that will clap, clap, clap!

I have hands that will clap, clap, clap!


God has made my hands.









*Additional verses:*

2. I have feet that will tip, tiptoe. 

3. I have fingers that wiggle, wiggle, wiggle. 

4. I have knees that bend up and down. 

5. I have arms that will reach up high. 



# silent truths

*"Be still, and know that I am God" (Ps. 46:10 KJV).*

**Did you know** there is a language you cannot hear?  
It is not spoken with the lips.  
It is spoken with hands.  
It is a special, beautiful language.  
It is called *sign language*.


Sign language is a visual way of making Scripture "come alive" and helping your family better understand and communicate with those who cannot hear.

- ♥ Photocopy these signs and put them in a notebook.
- ♥ Practice "saying" the names of each family member in sign language.
- ♥ Share a "silent truth" from God's Word with your family before your evening meal or at bedtime.
- ♥ Add Bible verses to your book in sign language.

In some churches there is a seating section for those who are hearing impaired. In front of this section, a person who has studied sign language will sign during the service. During the song service they will all sign a song together. It is beautiful to watch. It can also be observed on television in some areas. Check your local program guides.


Recommended reading:  
*Sign Language for Everyone* by Cathy Rice (Thomas Nelson, 1977).






Zechariah was a priest in the temple.

1



Zechariah's wife, Elizabeth, was happy to have a baby.

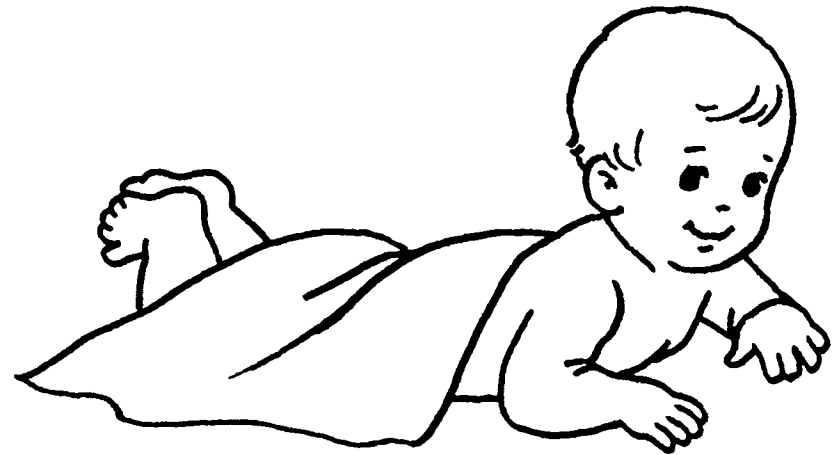
3



The angel,  
Gabriel,  
told Zechariah  
that God  
would give  
him a son.

Nothing is impossible with God.

2



John was born and would grow up  
to be a great prophet. He would tell  
people about the holy Son of God.

4

STORY  
CIRCLES  
FOR  
LUKE  
LESSON #1.

