

January 4, 1998

Early Childhood

King Jesus Went to Jerusalem!

Luke 19

BLUK17EC

**Materials I Need:**

**Memory Verse:**

**Blessed is the king who comes in the name of the Lord! Luke 19:38**

**Aim Questions for 2's & 3's:**

1. **Why couldn't Zaccheus see Jesus?** *(He was too little.)*
2. **What did Zaccheus do to see Jesus?** *(He climbed up a tree.)*
3. **What did Jesus say to Zaccheus?** *("I'm coming to your house today.")*
4. **Did Zaccheus say he was sorry for stealing money from his neighbors?** *(Yes. He gave away half his money to the poor and followed Jesus.)*
5. **Was Zaccheus thankful that Jesus found him in the tree and showed him the way to God's kingdom?** *(Yes)*

**Aim Questions for 4's, 5's & K:**

1. **What did Zaccheus do to see Jesus?** *(He climbed a tree.)*
2. **What did Jesus say to Zaccheus?** *("I'm coming to your house today.")*
3. **Did Zaccheus love money more than he loved Jesus?** *(He did before Jesus found him. He then gave away half his money to the poor and followed Jesus.)*
4. **What were the disciples doing when Jesus rode into Jerusalem on a donkey?** *(Praising Jesus as the King)*
5. **How do we know that the Pharisees loved money more than they loved Jesus?** *(They were not praising God when Jesus rode on a donkey, they were stealing money from their neighbors in the temple, and they wanted to kill Jesus.)*
6. **Do you want to love Jesus more than anything?** *(Yes)*

**Key for symbols:**

- This box symbol represents ideas that can be used for two-year-olds through kindergarten. Please remember to slow down the pace for two-year-olds and keep the pace moving for five-year-olds.
- ② This symbol represents ideas that are best used for two- and three-year-olds.
- ④ This symbol represents ideas that are best used for four-year-olds through kindergarten.

**Hook:**

- Palm Branches Craft Center: (BLUK17ECGF14)** People were excited that Jesus was going to Jerusalem to become king. They waved palm branches in the air as He rode by on the donkey. They sang happy praise songs. Let each child cut out palm branches from green construction paper. Let the children stick their palm branches on the wall to make it look like a tree. The children can later pull the branches off the wall to wave and place on the path for Jesus.

- Giving Half My Money Center:** Bring a bag of pennies and give each child about eight pennies. (Younger children need only four and must be closely supervised so that they don't put pennies in

their mouths. You may prefer using blocks instead of pennies.) Let the children divide their money in half and give half to their “neighbor.” They might enjoy saying, “One for you, one for me, one for you,” etc. This will give children the idea of what it means when the Bible says that Zaccheus gave away half of his money to the poor.

**“Pin Zaccheus in the Tree” or “Pin Jesus on the Donkey” Game: (BLUK17ECGF10)** This is a variation of the “Pin the Tail on the Donkey” game. On a large piece of paper draw a tree and/or a donkey on a path from Jericho to Jerusalem. Explain to the children that Jesus was on His way to Jerusalem for the last time. Many people were following Him. When Jesus was in Jericho, He saw Zaccheus in a tree. Later Jesus rode into Jerusalem on a donkey. Blindfold a child and let him try to tape Jesus on the donkey or Zaccheus in the tree. Older children can be turned around and then pointed in the right direction. Two-year-olds can be encouraged to close their eyes while they find the target although they will be reluctant to close their eyes for long. The children will enjoy the game even if every child keeps his eyes open and pins Jesus in exactly the same spot. Sing the Memory Verse song each time a child pins Jesus on the donkey. (See the Song Section of the lesson.) The disciples sang as they followed Jesus to Jerusalem.

**“I am Very, Very Short” Game:** Children stand in a circle around the chosen blindfolded child in the center. While reciting with the children the following verse, join them in standing tall or crouching low to the floor, depending on whether you are standing up or crouching down. The child in the center is to guess whether you end up standing tall or small. Choose another child to be in the center when one child gets it right.

I am very, very, tall. (*Stand up tall.*)

I am very, very small. (*Crouch down low.*)

Sometimes tall, (*Stand up tall.*)

Sometimes small. (*Crouch down low.*)

Guess what we are now. (*Stay crouching or stand up.*)



## Book:

### Presentation Ideas -

Show the **BLUK17ECGF1** and **BLUK17ECGF2** pictures as you tell the Bible Adventure. Another option is to request the book Read-Aloud Bible Stories (Vol. 1) by Ella K. Lindvall. The story begins on page six.

If you made a banquet collage on butcher paper with pictures of food and put last week’s blind man at the banquet table, tape Zaccheus at the table this week. Jesus’ cared about the blind, the lame, and the poor people. Today’s lesson shows that Jesus also cared about rich tax collectors who knew they were lost and wanted to be found.

④ Bring a bag of coins. Talk about how Wild Wally loved money but spent it all and ended up eating with the pigs. Jesus said he was “lost.” Today, we are learning about another man who loved money--Zaccheus, the tax collector. He was lost, too, but Jesus found him in a tree.

### Bible Adventure for 2’s & 3’s -

*(In today’s Bible story in Luke 19, Jesus found Zaccheus in a tree. Read the following story from the Read-Aloud Bible Stories (Vol. 1) by Ella K. Lindvall. The story begins on page six. Tell the story as you show the pictures.)*

Zaccheus was a tax collector who loved money. Zaccheus took money from his neighbors that didn’t belong to him. That is called stealing. God says that stealing is wrong. Zaccheus was a sinner.

Zaccheus was also too little. He was too little to reach high things. He was too little to see over big things. And one day Zaccheus almost didn’t get to see Jesus because he was TOO LITTLE.

“Jesus is coming down the street,” somebody said. “Let’s go out to see Him.”

Now Zaccheus wanted to see what Jesus looked like. So when other people hurried outside, Zaccheus hurried, too. The little street was full of daddies and mommies and grandpas and grandmas and uncles and aunts and boys and girls and friends--all wanting to see Jesus.

“Here He comes!” a man shouted. “Here comes Jesus now. I see Him! I see Him!”

Zaccheus tried to see, too. First he looked this way. Then he looked that way. But there were too many people, and Zaccheus was TOO LITTLE. He couldn’t see Jesus at all.

“What shall I do?” Zaccheus thought. “I know. I’ll run and climb the big tree. Then I can see Him.”

Too-little Zaccheus started to run. (Go, Zaccheus. Go fast.) He came to the tree. (Climb, Zaccheus. Climb fast.)

Now Zaccheus was up high. He could see the the daddies coming, and the mommies, and the grandpas, and the grandmas, and the uncles, and the aunts, and the boys, and the girls, and the friends. And THEN--ZACCHEUS SAW JESUS.

Jesus stopped at the big tree. He looked up--right at Zaccheus.

"Zaccheus," he said, "Hurry. Come down. I'm coming to your house."

Well, too-little Zaccheus did hurry. He went down that tree fast. And then HAPPY ZACCHEUS took Jesus home for dinner.

Zaccheus loved Jesus so much that he said to Him, "I'm sorry that I have loved money more than God. Right now I am giving half of all my money to the poor. I want to love Jesus with my whole heart and follow Him."

Jesus was glad that another lost sinner had been found. Zaccheus had loved money more than God. Now he loved Jesus more than money.

**Prayer:** Dear God, thank You for sending Jesus to save Zaccheus. Thank You for saving me, too. I want to follow Jesus. Amen.

### ***Bible Adventure for 4's, 5's & K -***

Jesus had been talking to His disciples and the Pharisees about sinners who were lost and needed to be found. He was talking about how sinners loved money more than they loved Jesus.

*(Point to the butcher paper that has a path from Jericho to Jerusalem drawn on it. Place a tree or palm branches on the butcher paper by Jericho.)* In our Luke chapter for today, we will hear about a short man named Zaccheus. Zaccheus lived in Jericho and was a tax collector. He collected tax money from his neighbors. Tax collectors loved money more than anything.

Zaccheus' neighbors hated tax collectors. When tax collectors, like Matthew before he became Jesus' disciple, collected tax money, they charged too much money so that they could keep some for themselves. That was cheating and stealing. Stealing is a sin and Zaccheus was a sinner. Zaccheus was lost and needed to be found by Jesus.

*(Show the GF1 picture or read the story from Read-Aloud Bible Stories (Vol. 1) by Ella K. Lindvall.)* One day Zaccheus almost didn't get to see Jesus because he was TOO SHORT.

"Jesus is coming down the street," somebody said. "Let's go out to see Him."

Now Zaccheus wanted to see what Jesus looked like. So when other people hurried outside, Zaccheus hurried, too. The street was full of daddies and mommies and grandpas and grandmas and uncles and aunts and boys and girls and friends--all wanting to see Jesus.

"Here He comes!" a man shouted. "Here comes Jesus now. I see Him! I see Him!"

Zaccheus tried to see, too. First he looked this way. Then he looked that way. But there were too many people, and Zaccheus was TOO SHORT. He couldn't see Jesus at all.

Zaccheus thought of a way to see Jesus. He climbed up a tree! Now Zaccheus was up high. He could see the people coming, and then, ZACCHEUS SAW JESUS!

Jesus stopped by the tree and looked up at Zaccheus. He said, "Zaccheus, hurry and come down. I'm coming to your house today."

Zaccheus did hurry. He went down that tree fast. He was glad that Jesus wanted to come to his house.

The people who were standing around Jesus said, "'Jesus is going to a sinner's house! He shouldn't eat with sinners."

Zaccheus stood up and said to Jesus, "I am a sinner. I'm sorry that I have loved money more than God. Right now I am giving half of all my money to the poor, and if I have cheated or stolen from anyone, I will pay them back four times as much as I took from them. I want to follow Jesus with my whole heart."

Jesus was glad that another lost sinner had been found. Zaccheus had loved money more than God. Now he was loving Jesus more than money.

**(You may want to end the four-year-old Bible Adventure here. Five-year-olds can continue with the following section.)**

Jesus was on His way to Jerusalem. He had told His disciples that this would be the last time He would walk along this road from Jericho to Jerusalem. The disciples thought Jesus was going to Jerusalem to be crowned king of the Jews. The disciples were excited when Jesus asked them to go to a certain house and bring Him a donkey to ride. Donkeys were what kings rode during peace time.

*(Show the GF2 picture of Jesus on a donkey on the path to Jerusalem.)* As Jesus rode toward Jerusalem on the donkey, people happily threw their coats on the path in front of Him. They waved palm

branches and sang happy songs. They sang the Memory Verse song. (*Sing the song. You will find it in the Song section.*) “Finally, God’s kingdom will come to Jerusalem,” they thought. “We will have the great banquet feast.”

Not everyone was happy with Jesus. Can you guess who told Jesus to make the disciples stop singing praises to Him? The Pharisees! (*Show a picture of a Pharisee.*) The Pharisees didn’t want Jesus to be king.

When Jesus arrived at Jerusalem, He was sad to see what was happening in God’s temple church. The priests, who loved money, were cheating people and stealing money from them. The men who were selling lambs for the sacrifices were charging too much money. Jesus was sad and angry. He walked right up to those men and knocked over their money tables. Money went flying everywhere!

Jesus said, “Stop using God’s temple for stealing! God’s temple is for praying and worshipping God, not for stealing from your neighbors!”

The Pharisees and priests hated Jesus for saying these things. They looked at Jesus with angry eyes. They were just waiting for their chance to kill Jesus because He told them that they loved money more than they loved God.

Next week, we will hear more about what happened to Jesus in Jerusalem.

**Prayer:** Dear God, thank You for saving lost sinners like Zaccheus. You are the only One who can help me find Your kingdom. In Jesus’ name, Amen.



### Look:

**Zaccheus Role Play:** Act out Zaccheus running and climbing a tree. Let the children look from side to side, try to see Jesus, run in place to the tree, climb the tree, look in the distance, smile when Jesus comes, climb down the tree, give away money, go home for dinner, and follow Jesus.

**Zaccheus in the Tree Cut Out: (BLUK17ECGF4 and BLUK17ECGF5)** Supplies: scissors and construction paper. Follow the pattern and directions on GF5. For the younger children you can tell the story while you are doing this. Older children could all make their own cut out and you can talk about the story when they get it all done. The little Zaccheus that was cut out can be used for “Pin Zaccheus in the Tree.”

**Path to Jerusalem Activity: (BLUK17ECGF14)** Make a masking tape path from Jericho to Jerusalem. Let the children give each other donkey rides on the path. The children can wave their GF14 palm branches and sing “Blessed Is the King” and other praise songs.

**Way Up High in the Apple Tree Rhyme:**

Way up high in the apple tree (*Put your hand over your eyebrows and look up high.*)

Two big apples smiled down at me. (*Hold your arms up high and cup your hands.*)

I shook that tree just as hard as I could (*Pretend to shake a tree.*)

And down came the apples, and m-m-m, were they good! (*Let arms fall, then rub tummy.*)

(*Say the above rhyme several times, then change the words for the older children to:*)

Way up high in the sycamore tree

Zaccheus sat looking down at me.

I shook that tree just as hard as could be

And down came Zaccheus, Plop! on me!

**On Our Way to Jerusalem with Jesus Maze: (BLUK17ECGF8 & BLUK17ECGF10)** Give each child a GF8 maze. With a pencil or crayon follow the path together. Talk about what you see along the way (Jesus by the path, the tree at Jericho where Zaccheus climbed to see Jesus, and Jesus riding on a donkey). The children can draw a person in the tree to represent Zaccheus or glue a GF10 picture of Zaccheus that has been reduced in size. Review the Aim Questions as the children work.

**Jesus on the Donkey Stick Puppets: (BLUK17ECGF6)** Cut around the rectangle and fold along the dotted line. Place a popsicle stick or tongue depressor between the folded pictures. Either tape the bottom or glue the folded pictures together. Have the children color the pictures and tell the story about Jesus going to Jerusalem.

**Snack Center:** You will need bread sticks, marshmallows, pretzel sticks and gumdrops. Have children each poke a bread stick into a marshmallow, but not through it. Have them poke several

pretzel sticks into the marshmallow. Then have them press gumdrops onto the ends of their pretzel sticks. They'll have a Zaccheus tree to enjoy eating.

---

② **Sliding Zaccheus: (BLUK17ECGF9 and BLUK17ECGF10)** Have the children color the tree green or tear off bits of green construction paper and glue them to the tree. Color Zaccheus and cut around him. Using a paper punch, punch the two holes on the top and bottom of the tree, thread a piece of yarn through the holes, and tape them on the back. Now paper clip Zaccheus to the string and he can "climb" up and down the tree to see Jesus.

④ **Sliding Zaccheus: (BLUK17ECGF9 and BLUK17ECGF10)** Have the children tape pieces of torn green construction paper on the tree for leaves or use squares of green crepe paper. For older children who use the crepe paper, have many one inch by one inch squares (or close) cut. Each child puts a square around the eraser of a pencil and then dips it in glue and attaches it to the tree. This will give the tree a nice effect. Color Zaccheus and cut around him. Using a paper punch, punch the two holes on the top and bottom of the tree, thread a piece of yarn through the holes and tape them on the back. Now you can paper clip Zaccheus to the string and he can 'climb' up and down the tree to see Jesus.

④ **Bible Adventure Review Game:** With children lined up, backs against a wall, ask them to take a step forward every time you repeat a true statement about the Bible Adventure today. When you say something false, they keep their place.

### Songs:

**Luke 19:38, Memory Verse Song** (tune: "Father We Adore You," by Terrye Coelho, ©1973 Maranatha Music)

D Em A A7 D  
"Blessed is the King who comes  
Em A7 D  
In the na-ame of the Lord."  
Em A D  
Luke nineteen thirty-eight.

*Optional verse:*

Jesus we adore you;  
Lay our lives before you.  
How we love you.

*(Although this tune is usually sung slowly, keep it upbeat for the memory verse version.)*

**Oh, How I Love Jesus** (Chorus) by Frederick Whitfield

D  
Oh, how I love Jesus,  
A7  
Oh, how I love Jesus,  
D  
Oh, how I love Jesus,  
G A  
Because He first loved me!

**He Is Lord**

C  
He is Lord. He is Lord.  
Am G7  
He is risen from the dead, and He is Lord!  
C C7 F  
Every knee shall bow, and every tongue  
F/D C G7 C  
confess that Jesus Christ is Lord.

---

**This Is the Day that the Lord Has Made** by Les Garrett ©1980 Scripture in Song.

C G  
This is the Day, this is the Day, that the Lord has made, that the Lord has made.  
F C  
Let us rejoice, let us rejoice and be glad in it, and be glad in it.

(Break)

F C  
This is the day that the Lord has made.  
F C  
Let us rejoice and be glad in it.

G7 C  
This is the day, this is the day, that the Lord has made.

**Zaccheus** (tune: Home on the Range)

D A D G  
He went from his home, to see Jesus alone  
D E7 A  
But he couldn't see since he was short.  
D G Em  
So he climbed up a tree, for his Savior to see,  
D D7 D  
Then Zaccheus heard Jesus cry out,  
D A D  
"I'm goin' to your home,  
E7 A  
Will I have to eat dinner alone?  
D G Em  
Zaccheus come down, walk with me through the town."  
G D7 G  
So he followed the Savior on home.



### Took:

**Following Jesus Necklace Center: (BLUK17ECGF11)** Let each child cut or tear out the foot pattern A and glue it onto a pre-cut larger foot shape B. Cut out the circle with the lips and color them. Punch out the holes on the top of each shape. Then thread yarn through each shape, using enough yarn to go around the children's heads. Tie the yarn and the necklace is complete. This is a reminder that Jesus wants us to follow Him with our feet and praise Him with our lips. March around the room wearing the necklaces as you sing the Memory Verse Song.

**Luke Story Circles: (BLUK17ECGF13)** Use the story circles to review the book of Luke.

**Climbing Zaccheus Center: (BLUK17ECGF7)** Cut a 6-inch gingerbread person from posterboard, one for each child. Punch a hole in each hand and foot, as shown on the GF7 page. Have the children decorate their "Zaccheus." Then help each child thread a 6-foot length of yarn through the right foot and right hand, loop over the head and around through the left hand and left foot. Tie a bead to each end of the yarn. Have the children take turns looping their yarn over a doorknob. As they pull the strings out to the sides, Zaccheus will climb. Have the children take their "Climbing Zaccheus" home so they can explain to their parents what happened in the Bible Adventure.

**Following Jesus Banner: (BLUK17ECGF7)** Draw a rocky path on a large sheet of butcher paper. Sketch the back of a person to be Jesus walking down the path or riding on a donkey. "Jesus wants

all children and all people to follow Him. Jesus wants children wearing sport shoes to be found and follow Him.” (Those children with sports shoes can come up and stand by the banner.) Continue with the following descriptions of children until everyone has come up to follow Jesus. “Jesus wants children who ate cereal for breakfast. Jesus wants children wearing blue to follow him. Jesus wants children with brown hair.” Giving each child a GF7 sheet with the outline of a child on it, ask the children to color their child to look like they look today. The children can then cut or tear them out and bring them up to tape on the banner.








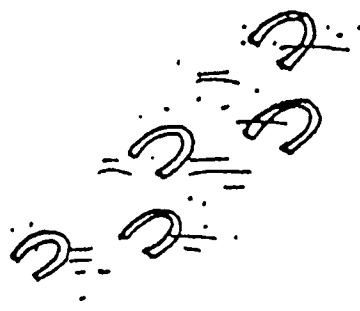
Zaccheus climbed a tree to see Jesus.



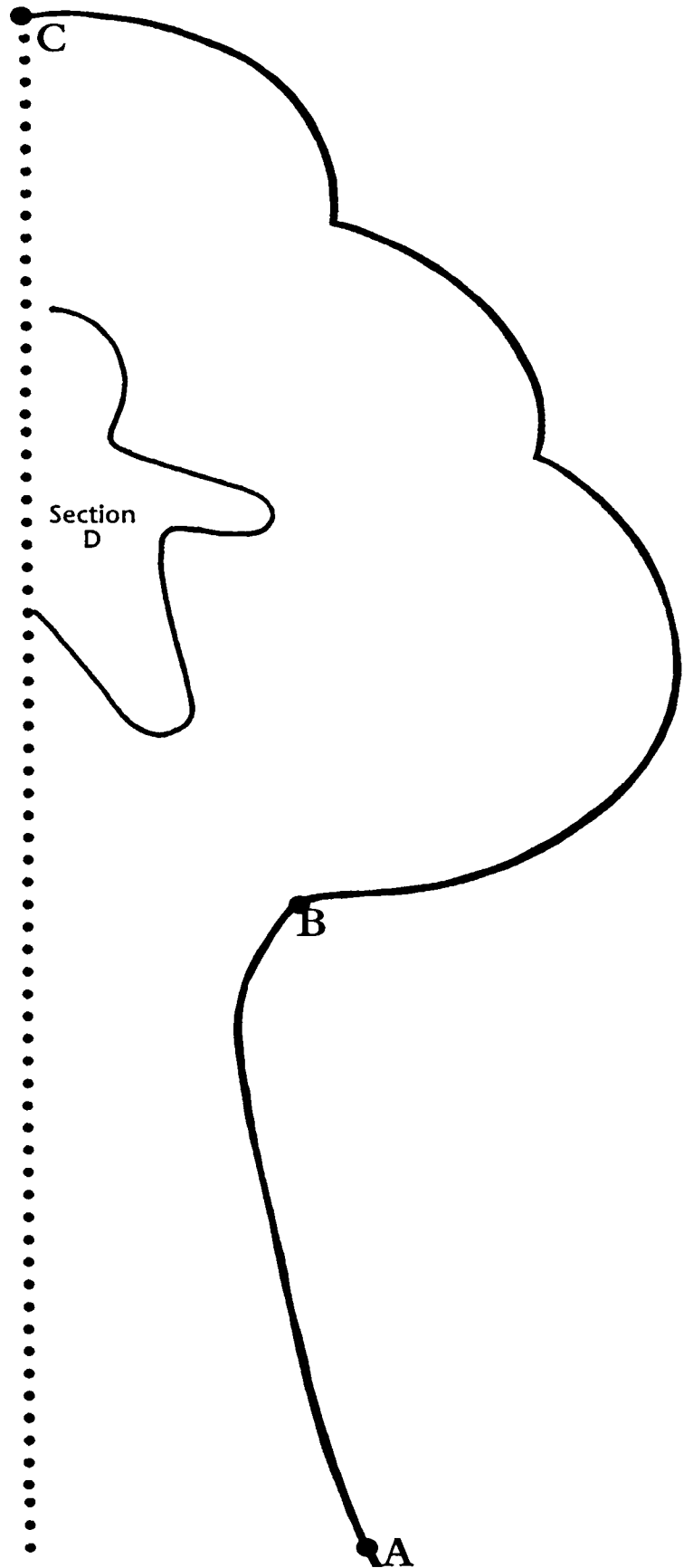
The disciples praised  
Jesus as the King.

# *Palm Sunday Story*


READ THE STORY TOGETHER, SUBSTITUTING WORDS FOR THE PICTURES TO FIND OUT WHAT HAPPENED ON JESUS' WAY TO JERUSALEM.


The  put their   
on the  for   
and the  to  on.

# Zaccheus Tree Cut-Out Pattern



# Zacchaeus Tree Cut-Out Directions



 **A** Fold the paper in half vertically.


Zacchaeus was a tax collector. People had to give him money to give to the king. But Zacchaeus didn't give all of the people's money to the king. Zacchaeus kept some of the money for himself, and he got very rich. The people weren't happy about this. How would you feel if someone was taking your money? *Let children respond.*

Most of the people didn't like Zacchaeus. They didn't like him one bit.

Jesus was coming to the town where Zacchaeus lived. Everyone in town went out to the road where Jesus would pass. They wanted to see and hear Jesus. What would you do if Jesus came to our town? *Let children respond.*


 Cut figure from A to B.

Zacchaeus followed the crowds of people. But he couldn't find a place to stand where he could see.


 Cut figure from B to C.

Zacchaeus was a very short man, and everyone else was standing in front of him. Have you ever tried to see over a crowd of people? What was it like? *Let children respond.*

No one would let Zacchaeus get through so he could see.


 Cut out section D, leaving a small portion attached at the top.

Then Zacchaeus saw a tall tree nearby. So guess what he did. He climbed up in the tree so he could see over all the people.

 **A** Open the figure to show Zacchaeus in the tree.



The tree was a perfect place to watch Jesus pass. Soon Zacchaeus could see Jesus coming. When Jesus got close to the tree where Zacchaeus was, he looked up at Zacchaeus. He said, "Come down, Zacchaeus. I want to come over to your house and spend some time with you." How would it feel if you were Zacchaeus and Jesus found you in a tree? *Let children respond.*

Zacchaeus was surprised. But he came down quickly.


 Gently and quickly tear off the Zacchaeus figure and bring him down from the tree.

Zacchaeus and Jesus walked together to his house. As he was talking to Jesus, Zacchaeus decided to change his ways. He said, "I'll pay back all the money that I took from the people." How do you think Jesus felt when Zacchaeus decided to give the money back? *Let children respond.*

Jesus said, "Zacchaeus, this is a great day, because you have decided to do what's right."



# Palm Sunday Praise Puppets



*Cut out around the two pictures.*

*Fold along the line between the two pictures.*


*Place a tongue depressor between the two folded pictures  
and glue or tape to the back of one of the pictures.*

*Fold the other picture over and tape the bottom closed.*


*Now you can talk about what is happening in each of the pictures  
or sing one of the praise songs while waving your puppets!*

# "Climbing Zaccheus" or "Following Jesus" Pattern


Copy one "person" below per student. The children can color the person to look like themselves for the Took "Following Jesus Banner" child. Or, you can use the pattern for the Took "Climbing Zaccheus."



Climbing Zaccheus  
Pattern




# On Our Way To Jerusalem With JESUS Maze




FOLLOW THE PATH  
JESUS TOOK ON HIS  
WAY TO JERUSALEM

# Sliding Zaccheus Tree



# ZACCHEUS FOR SLIDING TREE



# ***FOLLOWING JESUS NECKLACE***

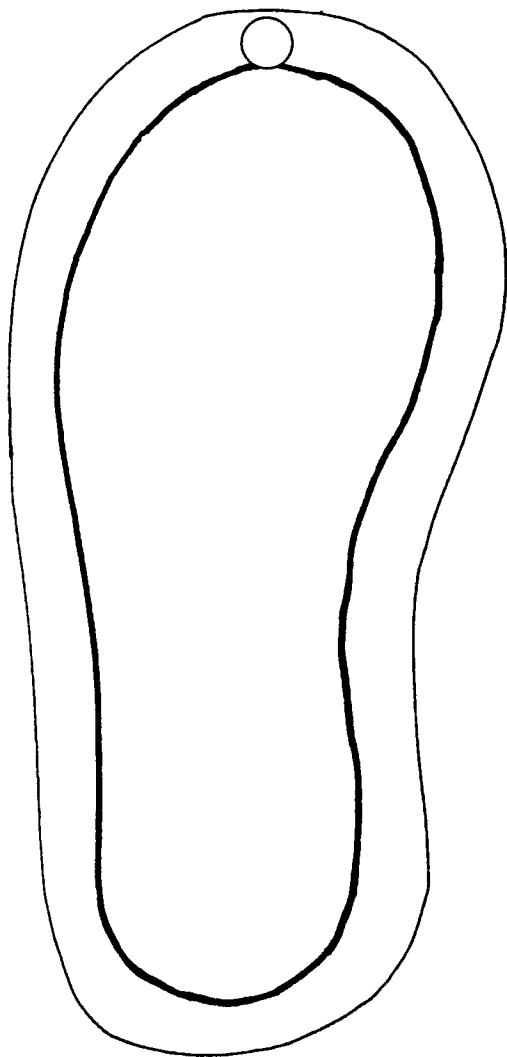
Cut or tear out the foot patterns A and B.

Glue foot pattern A onto the larger foot shape B.

Cut out the circle with the lips, color the lips.

Punch out the holes on the top of each shape then thread yarn through each shape to make a necklace.

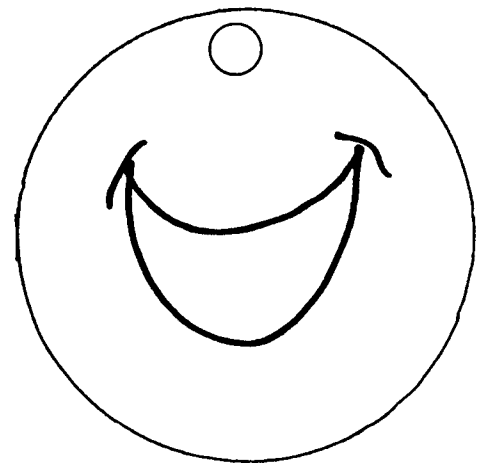
This is a reminder that Jesus wants us to follow Him with our ***FEET*** and praise Him with our ***LIPS***.




**B**





**A**



# Zaccheus For Maze



STORY  
CIRCLES  
FOR LUKE  
LESSON #17.



**Palm Branch  
Craft Center**

Cut out one palm tree per child  
from green construction paper.  
Fringe the edges of the leaves  
by snipping them with scissors.

