

Materials I Need:

Memory Verse:

Love the Lord your God with all your heart, soul, strength, and mind, and love your neighbor as yourself. Luke 10:27

Aim Questions for 2's & 3's:

1. **Why were the ten men sick?** *(They had leprosy.)*
2. **Where did the lepers live?** *(Outside the city, away from their families)*
3. **Were the lepers "lost" to their families?** *(Yes. They couldn't get home.)*
4. **When Jesus made the lepers well, what did the ten men do?** *(Nine went right to the Temple-church and one came to thank Jesus first.)*
5. **Does Jesus want us to stop and thank Him for helping us find His kingdom?** *(Yes)*

Aim Questions for 4's, 5's & K:

1. **What did Wild Wally and the Pharisees love more than Jesus?** *(Fancy clothes, the best seat, money, parties, themselves)*
2. **What did the Bible tell us made the ten men sick?** *(Leprosy--sores)*
3. **Where did the lepers live?** *(Outside the city, away from their families and friends)*
4. **Who did the lepers know was powerful enough to heal them?** *(Jesus)*
5. **When Jesus made the lepers well, what did they do?** *(Nine went right to the priest and only one came to thank Jesus first.)*
6. **How does Jesus give people a thankful heart today?** *(He forgives our sins and lives inside us.)*
7. **How do we thank Jesus for all He does for us?** *(When we pray, we thank Him.)*

Key for symbols:

- This box symbol represents ideas that can be used for two-year-olds through kindergarten. Please remember to slow down the pace for two-year-olds and keep the pace moving for five-year-olds.
- ② This symbol represents ideas that are best used for two- and three-year-olds.
- ④ This symbol represents ideas that are best used for four-year-olds through kindergarten.



Hook:

- Jesus' Story of the Lost Sheep** by Lois Rock, Lion Publishing: Read this small book again as a review of what we learned last week about how much Jesus loves us and looks for us to live in His kingdom.
- Lost and Found Review:** Play any of last week's "Lost and Found" games and remember how good it is to be "found" by God. Talk about how thankful Wild Wally was when he became a "Wise Wally." Talk about how thankful we are to be loved by our heavenly Father.
- Counting Exercises:** Provide beans, pennies, finger puppets and any other small items you have available, using ten of each item. If you have numbers made from wood or plastic, it would be fun to

show the children what the numbers look like. Ask children to count to ten. Ask older children to count out 3,5,7, 9, etc. Listen for the numbers one and 10 in the Bible Adventure today.

- Bean Bag Toss Center:** Place sheets of paper on the floor, each having a large number written on them. When a child hits 1 or 10, clap and cheer. "We will be talking about these numbers in the Bible Adventure. Listen for them." For variety, place papers on the floor that say "help" or "thank you." The ten lepers called to Jesus for help. Only one said, "Thank You." When the bean bag lands on a "thank you" square, clap and cheer.
- Helping a Sick Friend Center:** Draw around a small child on butcher paper on the floor. Let children draw sores on the child and then apply masking tape bandages on the sores. Talk about what might give us sores. (Of course, you will want to see all the "owies" the children will show you.) Tell the children that in Bible times, there was a serious disease called leprosy. Have the children say that name over and over as they put bandages on the sores.
- "Duck, Duck, Goose" Game Center:** Play this game using numbers instead of "duck, duck, goose." Ask each child who is the leader to touch heads around the circle as they count to ten. The tenth child is the next leader. The child needs to go past a few children before they begin counting so the next leader doesn't come from the same part of the circle. With the younger children, the teacher can go around with them, helping them count.
- "First Aid" Center:** Bring things that might be used in a medical clinic, a crutch, sling, stethoscope, bandage, thermometer, aspirin, etc. Talk about why and how these might be used to help people get well.
- "Thanks For Your Help" Certificate: (BLUK15ECGF7)** Copy these certificates before class and cut them out. Throughout the morning, ask children to help you or someone else. When they do, give them a certificate. Tell them you are thankful for them. In today's class, we want to say the words, "Thank you" over and over. We want to develop a thankful attitude so that the children can be like the one leper who stopped to thank Jesus.
- ② **Books about Counting:** Request the simple book called Counting See and Say by Tuffy Books. There are many other simple books you can use that will help the children learn their numbers at the same time they are learning about ten lepers. These kinds of books are available at the library or in our church nursery and preschool rooms.



Book:

Presentation Ideas -

- Show the **BLUK15ECGF1** and **BLUK15ECGF2** pictures as you talk about the lepers.
- Bring some of the First Aid Center medical supplies to introduce the concept of illnesses that can be treated. In our Bible Adventure, we will hear of leprosy which could not be helped by a doctor. Only Jesus could help the lepers.
- Read the Bible story from the Read-Aloud Bible Stories (Vol. 1) by Ella K. Lindvall. It begins on page 130. Tell the story as you show the pictures.
- Show a pig from last week. Talk about how Wild Wally loved money but ended up eating with the pigs. Jesus said that the Pharisees loved money, too, even though they didn't live like Wild Wally. They loved money more than they loved Jesus.

Bible Adventure for 2's & 3's -

Wild Wally ran away from home and spent all his father's money. He was lost until he said he was sorry. His father was so happy when he found his home again.

In today's Bible story in Luke, there were ten men who were "lost" and couldn't live at home with their families.

(Read the following story from the Read-Aloud Bible Stories (Vol. 1) by Ella K. Lindvall. It begins on page 130. Tell the story as you show the pictures.)

One, two, three, four, five, six, seven, eight, nine, ten men were very sick. They were so sick the doctor couldn't make them better.

They were so sick they couldn't stay with their mommies and daddies or boys and girls. They had leprosy. They had to stay outside the city by themselves. All of them wanted to be well so they could go home.

One day the ten sick men saw lots of people coming up the road. "Look at all the people," somebody said. "And, look! Isn't that Jesus? It IS Jesus. HE can help us."

Jesus was far away, so the men yelled in big voices, "JESUS, HELP US! JESUS, HELP US!"

Now, Jesus knows everything. He knew what they wanted. Right away, He called back, "Go to the men who work in God's temple-church. Let them see if you are still sick."

I'm glad to tell you the men did just what Jesus said. One, two, three, four, five, six, seven, eight, nine, ten sick men started down the road. *Step, step, step. Step, step step.*

All at once somebody said, "Oh, my hands--they're better!" Another man said, "My arms--they're better!" Somebody else shouted, "Jesus has made us well. NOW WE CAN GO HOME." And away they hurried--one, two, three, four, five, six, seven, eight, nine men. Just nine.

One man didn't hurry home. That man wanted to say, "Thank You," first. He ran back to Jesus.

"Thank God!" the man shouted. "I'm well! Thank You," he said to Jesus. "Thank You. Thank You."

Jesus was pleased, but He was sad, too. "Didn't I make ten men well? He asked. "Did only one man come back to say, 'Thank You'?" Then He told the man to go home.

Jesus knew that all the men were happy to get rid of their leprosy, but only one man really loved Jesus with a thankful heart. God wants us to be thankful for the good things He has given us.

Prayer: Dear God, thank You for my family and my home. Help me remember to say "Thank You" every day. I love You, in Jesus' name, Amen.

Bible Adventure for 4's, 5's & K -

Do you remember Wild Wally from last week's Bible Adventure? (*Pull out some coins from your pocket.*) Wild Wally loved money and lost it all on wild parties and wild friends, but Jesus said that the Pharisees loved money just as much. (*Show a picture of a barn.*) They wanted more money and bigger barns so they could retire and spend all their time eating and drinking. They didn't want to love their neighbor like the good Samaritan. (*Show a picture of the good Samaritan.*) The Pharisees didn't want to follow Jesus. They thought they knew more about God's kingdom than Jesus did.

Jesus traveled from one village to another and everywhere He went, He taught the people with the very words that are found in our Bibles. He would stop along the way and talk to a group of people gathered on the grass or sitting on the steps. Some of them were like the Pharisees and Wild Wally, thinking they knew how to do things better than Jesus, but some of them really wanted to listen and obey.

One day Jesus was on His way to Jerusalem but he stopped in a small village nearby. (*Show the GF1 picture of ten lepers.*) Ten men lived here who had leprosy. Leprosy was a disease that started as spots on a person's skin. Then the spots became sores. People with leprosy couldn't live at home because other people in the family could catch it. People could get it from each other. Leprosy was a dangerous disease in Jesus' day because there was no cure. The doctors had no medicine that would help. The people who were sick with leprosy were called lepers.

One, two, three, four, five, six, seven, eight, nine, ten men had leprosy in this village. They couldn't stay with their mommies and daddies, brothers and sisters, or other boys and girls. They had to stay outside the city by themselves. They felt like they were lost. All of the lepers wanted to be well so they could go home.

As these men saw Jesus from a distance, they recognized Him and said to each other, "Look! Isn't that Jesus coming? Yes, IT IS JESUS! HE can help us." You could hear them yelling in big voices, "JESUS, HELP US! JESUS, HELP US!"

Now, Jesus knows everything. He knew what they wanted. Right away, He called back, "Go to the men who work in God's temple-church. Let them check your sores and see if you are still sick."

I'm glad to tell you the men did just what Jesus said. One, two, three, four, five, six, seven, eight, nine, ten sick men started down the road. *Step, step, step. Step, step step.*

All at once somebody said, "Oh, my hands--they're better!" Another man said, "My arms--no more sores!" Somebody else shouted, "Jesus has made us well. NOW WE CAN GO HOME." And away they hurried--one, two, three, four, five, six, seven, eight, nine men. Just nine.

One man didn't hurry home. That man wanted to say, "Thank You," first. He ran back and threw himself at Jesus' feet. "Thank God!" the man shouted. "I'm well! Thank You," he said to Jesus. "Thank You. Thank You."

Jesus was pleased, but He was sad, too. "Didn't I make ten men well? He asked. "Did only one man come back to say, 'Thank You'?"

Jesus knew that all the men were happy to get rid of their leprosy, but only one man really loved Jesus with a thankful heart. God wants us to be thankful for the good things He has given us.

Leprosy made people hurt and want to find Jesus to help them. Sin in our lives makes us hurt in our heart and want Jesus to help us. When we are lost, hurting sinners, we can ask Jesus to forgive us of our sins and come to live inside us. He comes into our lives and gives us a thankful heart. Jesus living in us helps us have a thankful heart to God for all He does for us.

How do we thank God? When we talk to God and pray, we thank Him for all He does for us. He gives us food, friends, and loving parents. You can help me remember some things we are thankful for.

Prayer: Dear God, thank You for finding me when I was lost in my sin. You are the only cure. Thank You for coming to live in me. Help me remember to say "Thank You" every day. In Jesus' name, Amen.



Look:

- Thank You Path Center:** Set out a path on the floor with either paper or masking tape. Each child needs to say, "Thank You, Jesus" before they can move along the path. The teacher could also hold up pictures and the children could say in unison, "Thank You for (whatever the picture is)."
- Leper Spot Center:** Let the children cut or tear small pieces of white or dark, reddish construction paper. Have them tape the papers to their faces, ears and arms. Then say the rhymes together. Then pretend to go to the temple priest. Have the children take off their spots as they are walking to the temple. The priest will tell them that they are well and can go home. Sing a praise song together.
- "Help Me!" Ball Toss Center:** Have the children stand in a circle. It might be fun for each child to put at least one "leprosy sore" on himself before beginning the game. Ask the children to make sad faces until they say, "Help me, Jesus." Using a large plastic ball, have one child begin by tossing the ball to another child. When the child catches the ball, he pretends to be a leper, saying "Help me, Jesus!" Continue until all the children have had a chance to catch the ball.
- Thank You Path:** Set out a path on the floor with either paper or masking tape. Each child needs to say, "Thank You, Jesus" before they can move along the path. The teacher could also hold up pictures and the children could say in unison, "Thank You for (whatever the picture is)."
- "I'm Thankful For" Craft Page: (BLUK15ECGF3, BLUK15ECGF4, and BLUK15ECGF5)** Give each child a GF3 page and a GF4 page. Let the children color the GF4 page as they talk about the things God has given us for which we can be thankful. It would be fun to sing the "Johnny Appleseed" song while the children are working. After the children have colored their GF4 pictures, they or the teacher can cut them out. They can glue or tape any of the pictures on the GF3 page. Another option is to tape or glue the GF5 child to the GF3 page first. Talk about how Jesus will live in us and give us a thankful heart. Let the children stick a heart sticker on the child. If there is time, the children can glue as many GF4 pictures on the GF3 page as there is room.
- Thanksgiving Mural Center: (BLUK15ECGF4 & BLUK15ECGF8)** Hang a piece of long white butcher paper on the wall. Give each child a GF4 page to color and cut out. As each child tapes each picture to the butcher paper on the wall, have her say "Thank You., God for. . .". Add those words to the top of the mural. Talk about saying the words "Thank You" often throughout the day, to God, to parents, and to friends.
- "Stamping Our Thanks" Activity Page: (BLUK15ECGF6)** Color the picture as you talk about the children who need to say "Thank you" and why. Bring several stamps and an ink pad so that the children can stamp the people in the picture with a "thank you" stamp. We say "Thank you" to the doctor for helping us get better, but we need to say "Thank You" to Jesus for loving us and helping us find the way to His kingdom.
- Ten Men Rhyme:**

Ten men sat by the side of the road; *(Hold up ten fingers.)*
They were sick and sad. *(Make a sad face.)*
Then Jesus came! He made them well-- *(Spread arms apart, smile and say, "Yay!")*
And all the men were glad!
Ten glad men went running home, *(Run in place.)*

"We'll find our home!" they said.
But one man stopped and turned around. (*Turn around and bow.*)
"Thank You, Lord!" he said.

Thank You, Jesus! Rhyme:

1-2-3-4-5-6-7-8-9-10 men--all so sick. (*Touch fingers; speak sadly.*)
"Jesus, Master, please help us quick!" *Hold up fingers; speak loudly.*
1-2-3-4-5-6-7-8-9-10 men--all so well. (*Wiggle fingers; speak happily.*)
Nine ran away, good news to tell. (*Make nine fingers "run" off.*)
One was left. He bowed low. (*Bend right index finger in front of left index finger.*)
"Thank You, Jesus! I love You so!" (*Wrap right index finger around left index finger.*)

② **My Frances Hook Thank You Book:** Read several short stories from this book. Each story tells about something children are thankful for. You may want to read one at various times throughout the morning.

Snack Center: Be sure that the children say "Thank you" each time they receive a food item. It might be fun for you to count out ten Cheerios or Fruit Loops for each child. Each time they receive one, they say "Thank you."

Songs:

Thank You, Lord, for Saving My Soul

One Little Leper (To tune of "Ten Little Indians") Sing and point to the number of fingers.
One little, two little, three little lepers, (or, "One sick, two sick, three sick lepers," etc.)
Four little, five little, six little lepers,
Seven little, eight little, nine little lepers,
Ten little lepers are healed.

One little leper went to thank Jesus.
One little leper went to thank Jesus.
One little leper went to thank Jesus.
I will thank Him, too.

I'm So Thankful (tune: "I Have the Joy, Joy, Joy, Joy" chorus)

And I'm so thankful, so very thankful,
I have the love of Jesus in my heart!
And I'm so thankful, so very thankful,
I have the love of Jesus in my heart!

Johnny Appleseed (Great to sing as a prayer for snack-time)

Oh the Lord's been good to me, and so I thank the Lord,
For giving me the things I need, the sun and the rain and the appleseeds.
The Lord's been good to me.
Amen, amen, amen, amen, amen, A-a-men.

I Want to Thank You, Lord

I want to thank You, Lord, for loving me
I give my praise to you.
I want to thank You, Lord, for loving me
I give my praise to you.

I will remember your goodness, Lord,
I will remember your kindness,
You turned my sorrow to shouts of joy,
You are the light of my life!
CHORUS

I Want to Praise You, Lord by Sam O. Scott and Randy Thomas © Copyright 1979 Lexicon Music, Inc.

F(2)

I want to praise you, Lord, much more than I do.

Dm

I want to praise you, Lord, much more than I do.

B^b

Gm7

F

Learn to seek your face, and the knowledge of your grace, ending [I want to praise you.]

F Gm


I want to praise you. (G ending)

I want to thank you, Lord, etc.




Took:

- Thankful Leper Puppets: (BLUK15ECGF12)** Cut out ten faces from a magazine and glue or tape them to the finger puppet base. Make ten finger puppets and have each one say "Thank you." Ask the children, "Did all ten lepers say 'Thank You' to Jesus?" Only one worshipped Jesus and thanked Him. Have the finger puppet sing a thank-you song together.
- Praying Child: (BLUK15ECGF10)** Color the parts of the GF10 child with the same colors of clothing that the student has on today. Add brads to make the GF10 child have movable parts. Talk with the children about things we can be thankful for, like mommies and daddies, teachers, food to eat, clothes to wear, toys, brothers and sisters, friends, fun times they remember, etc. "Pretend this child is you thanking God for all He does for you." Pray with the children on your knees today, thanking God for all these things.
- Thank You Card Center: (BLUK15ECGF9)** Copy one GF9 page per child. Fold them in fourths to make a greeting card. Let the children color their "thank you" card to share with their parents. Trace around the child's praying hand on the cover. Add a sticker of Jesus or the Bible on the back page that has the memory verse. Review the verse with the child. Talk about thanking others and thanking God.
- Luke Review Circles: (BLUK15ECGF11)** Use the review circles to reinforce what you taught today. See Luke Review Methods for ideas of how to use these circles creatively.
- Giving Thanks Collage: (BLUK15ECGF3)** "Just like the leper thanked Jesus, we want to be thankful for all of the good things that Jesus brings to our lives, especially the fact that He will come to live in our hearts if we ask Him to." Have the children cut out pictures from magazines of things for which they are thankful and paste them on the GF3 page. If you don't have access to magazines, you could also have the children draw things for which they are thankful on the page. Some ideas: family, pets, home, trees, flowers, toys, friends, or teachers.



The ten lepers were sick and
could not live at home.
They cried to Jesus,
"Help me, Jesus!"



Jesus healed the ten lepers.
They all went away happy
to be well.

One of the
ten lepers
turned back
toward Jesus.



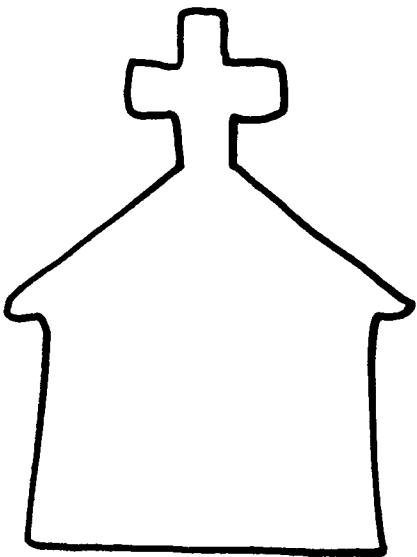





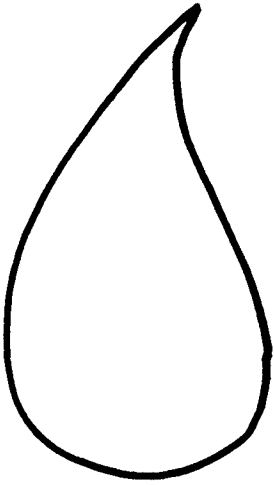
He wanted to thank
Jesus for helping him.

One leper bowed down and worshipped Jesus.






I'm thankful for. . .




Thanksgiving Mural Pictures





Thankful
Child
Pattern







"Thanks for your help!" Certificates



I am thankful for...






for
you!

I am
Thanking
God





Luke 10:27
Love the Lord
with all your
heart, soul,
strength, and
mind, and love
your neighbor
as yourself.

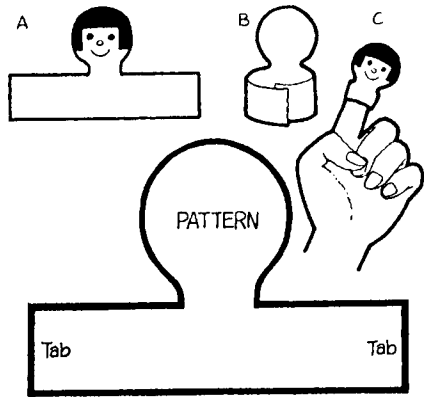
Praying Child



Let the children color the shirt and legs with the same colors that they themselves are wearing today.
Cut out the body parts and hinge them together with brads.
Let the child pretend to be praying to God.

STORY
CIRCLES
FOR LUKE
LESSON #15.





Thankful
Leper
Puppets

