

Materials I Need:

Memory Verse:

Love the Lord your God with all your heart, soul, strength, and mind, and love your neighbor as yourself. Luke 10:27

Aim Questions for 2's & 3's:

1. **Why did Wild Wally leave home?** *(He was lazy and wanted to have more fun.)*
2. **What happened to Wild Wally when his money ran out and he had no food?** *(He got a job feeding the pigs.)*
3. **Was Wild Wally sorry and did he go back home?** *(Yes, he told his father he was sorry.)*
4. **Was Wild Wally's father happy that his son was found?** *(Yes. He had a big party.)*
5. **What would be a good, new name for Wild Wally?** *(Wise Wally)*
6. **Does Jesus look for lost people?** *(Yes. Jesus wants to help people find the way to His kingdom.)*

Aim Questions for 4's, 5's & K:

1. **Why did Wild Wally leave home?** *(He was lazy and wanted to have more fun.)*
2. **What happened to Wild Wally's money and friends?** *(They were all gone.)*
3. **What did the lost son tell his father when he arrived back home?** *(He told him he was sorry.)*
4. **How did the father treat the lost son that was found?** *(He ran to meet him, hugged him and had a big party for him.)*
5. **What would be a good, new name for Wild Wally?** *(Wise Wally)*
6. **Who celebrates when a lost sinner repents and turns to his father God?** *(The angels in heaven)*
7. **If we don't love Jesus with all our hearts, how are we like the lost son?** *(We are lost and need to find God's forever kingdom.)*

Key for symbols:

- This box symbol represents ideas that can be used for two-year-olds through kindergarten. Please remember to slow down the pace for two-year-olds and keep the pace moving for five-year-olds.
- ② This symbol represents ideas that are best used for two- and three-year-olds.
- ④ This symbol represents ideas that are best used for four-year-olds through kindergarten.

Hook:

Jesus' Story of the Lost Sheep by Lois Rock, Lion Publishing: Read this small book to a small group of children before or after you have acted out the Lost Sheep and Action Center below in the Hook section. It will be a good reinforcement of the story.

Party Shakers Center: Give each child two paper plates to color and decorate with stickers. Place 1/2 cup beans on one and staple the other plate on top. Put aside to use during "party time" later.

Circle Game: Sitting in a circle on the floor with eyes closed, ask one child to go in middle of circle and sit with eyes covered. Tap one child to say, "I'm sorry." The child in the middle has to guess who is speaking. In the Bible Adventure, you will hear someone say "I'm sorry."

Lost Sheep Story and Action Center: Gather the children together and tell them that Jesus told a story about a shepherd and his sheep. Ask the children, "What sound does a sheep make? Who takes care of sheep?" Show a picture of a shepherd and his sheep. Shepherds take good care of their sheep. They lead the sheep to cool water and soft, green grass. They make sure wolves and lions and bears stay away. Let's pretend that I'm the shepherd in Jesus' story and all of you are the sheep. *(Have the children get down on their hands and knees and scatter around the room.)* One day a shepherd took his sheep to a beautiful hillside where they could eat green grass and drink water from a cool stream. *(Have the children pretend to drink from a stream.)* When evening came, the shepherd gathered all his sheep and counted them one by one. *(Walk around the room and "herd" the children. Have them crawl to the middle of the room and sit down. Count each child as he or she joins the group.)* The shepherd counted one, two, three, four, five, six, seven, eight, nine, ten. He kept counting all the way up to ninety-seven, ninety-eight, ninety-nine. And that was the last sheep he could find. There were supposed to be one hundred sheep. One sheep was missing! What do you think the shepherd did when he found that one of his sheep was gone. The shepherd was so worried that he left all the other sheep and went to look for the sheep that was lost. Do you know what? There's a lost sheep somewhere in our classroom. Why don't you help me find it? *(Have children help you hunt for the sheep picture or stuffed lamb you have hidden. When someone finds it, have the children cheer.)* The shepherd was so happy when he found the little lost sheep! He picked it up and cuddled it and carried it over his shoulders. Then he called out to his friends and neighbors, "Look! My sheep was lost, but now I've found it. Come celebrate with me." Just as the shepherd loved and took care of his sheep, God loves us and takes care of us. The Lord God is looking for lost people to be in His kingdom.

Find the Lost Coin Game: If you want to use Jesus' third parable about being lost and found, hide pennies around the room before class. After you have acted out the Lost Sheep and Action Center, tell the children that Jesus told another "Lost and Found" story. "A woman lost a coin in her home. She looked and looked. She swept under the bed and under the table. She was sad that the coin was lost. Suddenly, she saw her lost coin. She was so happy, she called all her friends and said, 'Look! My coin was lost, but now I've found it. Come celebrate with me.' Let's look around our room for lost coins." Children may only pick up one lost coin. If they see another, they must leave it for the next child. When all the coins have been found, celebrate together. Sing "Oh Where, Oh Where," changing the words to "Where, oh where has my little coin gone?"

② **Pig Coloring Center: (BLUK14ECGF3)** Color the picture of the pig. Glue on different grains. Talk about what pigs eat and what it would be like to feed pigs all day long. Listen in the Bible Adventure today for someone who fed the pigs!

④ **Lost and Found Game:** Say to the children, "Let's play a game. You can be the lost sheep, and I'll be the shepherd. I'll cover my eyes and count to twenty while you find hiding places. Then I'll come looking for you. Just like little sheep, you can say, "Baa, baa," to help me find you." Cover your eyes, count to twenty, then start calling, "Where are you, little sheep?" Or, you can sing this song to the tune of "Ten Little Indians." *(Where, oh where is little sheep hiding? (x 3) Shh, let's listen for him.)* As you find each child, have him or her help you hunt for the other children. When everyone has been found, have the children gather in a circle. Ask, "Did anybody feel scared when we played this game? What's it like when you really are lost? Who found you when you were lost?" Say, "It's nice to know that if you ever get lost, your family will look for you. It's scary to be lost, but I've got good news! Even when we're lost, God knows right where we are. God watches over us all the time. God also helps us know how to find His kingdom. Jesus shows us the way to love God with our whole heart. This game can also be played with the lost son instead of the lost sheep. Instead of saying "Baa," the prodigal son might oink like a pig because he was taking care of pigs. The one looking for the lost son is the father who says, "Where are you, lost son?"

④ **Feed the Pig Relay:** Divide children into two teams. The children take turns leaving home and carrying a bag of pretend food to a pig picture across the room. The children walk to the pig picture, pretend to feed it with three handfuls of grain, and walk back, passing the bag to the next child in line. This continues until a team wins. In the story today, listen for someone who leaves home, feeds pigs and returns to his home.



Book:

Presentation Ideas -

- Show the **BLUK14ECGF1** and **BLUK14ECGF2** and **BLUK14ECGF3** pictures as you tell the Bible Adventure.
- Show a completed **BLUK14ECGF5** sheep and a coin as you briefly review the things in Jesus' parables that were lost.
- Place money into a bag that is tied around your neck.

Bible Adventure for 2's & 3's -

(Show the GF1 picture of the lost sheep.) The shepherd loved his sheep and found it when it was lost. He carefully brought it out of danger and carried it back to the sheepfold.

(Show the GF1 picture of the lost coin.) A woman looked and looked for a coin that she had lost. She swept the house everywhere looking for the coin. "Can you see the coin in this picture?" She was so happy when she found the coin that she called her neighbors and they all celebrated with her. It is a happy time when something precious is found.

(Show the GF1 picture of the lost son.) Jesus told a story about a lost son. The son is kneeling before his father in the picture. I will tell you a story about a son named Wild Wally. Can you say, "Wild Wally?"

(Show the GF2 picture of the son leaving home.) Wild Wally got lost. He wanted to play with his friends. Wild Wally put some money and in a pouch around his neck. He put his clothes in a backpack and started walking down the road.

Wild Wally walked and walked until he came to another town. He found some young men who wanted to have fun, too. Wild Wally said to the men, "Come have fun with me. We don't have to work." Wild Wally and his friends had wild parties every day until the money was gone. When the money was gone, Wally's friends left, too.

(Show the GF2 picture of the sad son on the fence.) When Wild Wally's money was gone, he was hungry because he had no food. He got a job feeding the pigs and he ate what the pigs ate. He was sad. He missed his home. He felt lost.

Wild Wally began to think, "I'm sad. I miss my mom and dad. I'm sorry that I ran away from home. I will go and tell my dad I'm sorry." Wild Wally was getting to be Wise Wally. It is wise to stay home.

Wise Wally walked and walked toward home. He felt lost and scared because he didn't know what his father would say to him.

(Show the GF2 picture of the father welcoming his son.) When Wise Wally found his father's farm, he saw his father. His father ran as fast as he could to him. He threw his arms around his lost son.

Wise Wally said, "I'm sorry, father. I am ashamed of what I did. I was wrong to leave and spend your money on wild parties. May I be your servant on your farm?"

Wally's dad said to his servants, "Quick! Bring the best robe and put it on him. Put a ring on his finger and sandals on his feet. Cook a big feast! This son of mine was lost and now is found." So they all began to celebrate.

(Delete the fourth picture about the older brother who was angry.)

Bible Adventure for 4's, 5's & K -

(Call out, "Mom! Dad! Where are you?") Have you ever been lost in a store and not been able to find your Mom or Dad? You looked around and you couldn't see them. You called out, "Mom! Dad!" but they didn't answer? How did it feel to be lost? Were you afraid? Did you wonder how to find your parents or find your way home?

Jesus taught about being lost and needing to be found. The sheep we heard about this morning was lost and had to be found by the shepherd. The coin was lost and needed to be found.

Jesus said that people are lost, too, can't find their way to God's kingdom. Jesus needs to find lost people and show them the way.

Jesus was talking about lost and found one day when the tax collectors and sinners were gathering around Him to hear Him preach. Jesus told the Pharisees and teachers of the Law three parable stories about being lost and found. We acted out the lost sheep parable earlier this morning. We found lost coins. Now I'll tell you another one of Jesus' three parables.

Jesus said, "There was a man who had two sons. Let's call the two sons "Steady Eddie" and "Wild Wally." The younger son, Wild Wally, was not an obedient son. He wanted to do exactly what he wanted to do. He wanted to do things that were wrong. Wild Wally said to his father, "Give me my share of the inheritance money right now, before you die." The inheritance is money, a house, or possessions that children might receive after their parents die.

Wild Wally decided to leave home so he wouldn't have to work. He was lazy and wanted to have more fun. He gathered up all his clothes and started walking. He walked and walked until he was in another country. He found some wild friends who loved to party and have a good time. They laughed and played and had a great time.

Before long, Wild Wally's money was gone and all his so-called friends disappeared, too. There came a famine in that whole country, so that Wild Wally didn't have any food to eat. He had to go to work, but the only job he could get was as a farmhand feeding the pigs. The pigs had more food to eat than Wild Wally did.

Wild Wally sat among the pigs and thought to himself, "The servants at my father's ranch have more to eat than I do. I will humble myself and ask my father to forgive me. I will knock on his door and tell him I am ashamed to be called his son because of my sin. I will ask him to forgive me and let me take a humble place as his servant." Wild Wally was getting to be Wise Wally. It is wise to stay home.

Wise Wally walked and walked toward home. He felt lost and scared because he didn't know what his father would say to him.

When Wise Wally got near his father's ranch, his dad saw him and ran towards him. He threw his arms around him, and kissed him. Wally's dad loved him very much.

Wise Wally was glad to see his dad. He said to him, "I am ashamed to be called your son. I have sinned against God and against you." That is called repentance when you tell God you have done wrong things. It is repentance when you want to stop doing those wrong things.

Instead of sending Wally out to eat with the pigs, his dad said to his servants, "Quick! Bring the best robe and put it on him. Put a ring on his finger and sandals on his feet. Cook a big feast! This son of mine was lost and now is found." So they began to celebrate.

When Wally's older brother, Steady Eddie, came in from the field, he heard music and dancing. He asked one of the servants what was going on. The servant said, "Your lost brother has come back home." He was excited about the good news.

Steady Eddie was not happy about the news that his brother was home. He would not go in to the feast and welcome him. Steady Eddie's father went out to try and talk him into joining the party.

Steady Eddie said, "All these years I have obeyed you and worked hard for you. I was a steady, faithful son. Never once in all those years did you give me a party for my friends."

The father said, "Son, you have been a good, steady son. Everything I have will be yours when I die. You have been with me and I am proud of you. But we had to celebrate and be glad because this brother of yours was lost and now is found."

Jesus was telling the Pharisees this parable story to show them that He was bringing good news to the sinners around them, too. Sinners are lost and need to find a way to God's kingdom. A tax collector like Matthew was a sinner and needed to be found. A Gentile like Luke was a sinner who was lost and needed to be found. They needed help finding the door to God's kingdom.

Jesus said, "When one lost sinner repents and finds God's forgiveness, the angels in heaven celebrate. Everyone in heaven sings and rejoices when even one lost person finds God's kingdom."

Did you know that every person is lost from God's kingdom and needs to be found? Each one of us is a lost sinner because we all have sinned. God loved me and found me. That's why I love God with all my heart, soul, mind, and strength.

Prayer: Dear God, thank You for finding me when I was lost in my sin. I love You for looking for me and helping me. Help other children to find You, too. In Jesus' name, Amen.



Look:

The "Going Home" Game: Form two groups, the "parents" and the "children." Have the parents stand on one side of the room and the children stand on the other side. On "go" have the children say, "I'm coming home, Mom (or Dad)." Have the parents respond, "We're glad because we've missed you" or "Hurray! Hurray!" Then have the children and the parents all hop to the middle of the room. Each parent pairs up with a child by linking arms, then skipping or walking around in circles. Signal the pairs to stop with a whistle or a clap, and have parents and children return to opposite sides of the room. Have children switch roles and play again.

-
- Wild Wally Review:** Choose a child to be Wild Wally, the younger, lost son. Dress him in a nice shirt. Pretend to give him a money pouch. He says, "I want to go have fun and see the world. I don't like it here anymore. I am going to leave." He packs his clothes in a bag and marches out of the room with another teacher. Later he returns wearing a torn T-shirt. He looks at the floor and walks slowly into the room. His father (a teacher or selected child) runs to greet him. Wild Wally says, "I am sorry. I sinned against God and you. Please forgive me." The father gets nice clothes for him to wear and puts a ring on his finger and sandals on his feet. They have a happy party. Let children use their shakers and rejoice to music.
 - Bean Bag Toss: (BLUK14ECGF3)** Take three turns at getting the beanbag on the GF3 pig.
 - Funny Statues:** Parties are so much fun! In Jesus' three parables, the people all celebrated when they found what was lost. Moving to music as if having a party with your friends, stop when the music stops and laugh at each other.
 - Party Poppers:** Kids can make cardboard tubes for a great celebration. Give each child at least one toilet paper tube. Have each student choose his or her favorite color of crepe paper or tissue paper and set the tube in the center of the paper. Show kids how to roll the crepe paper around the tube, then secure it with a piece of transparent tape. Have kids use curling ribbon to tie off one end of the paper, leaving a "tail." If desired, the children can fill the tubes with candy or beans that rattle when shaken, putting them through the open end. Then tie off the end just like the other. Kids can use the scissors to fringe the ends and curl the ribbon. Use the party poppers to celebrate throughout the morning.
 - Snack #1 Idea:** Collect angel food cake, white frosting, flaked coconut, pretzel sticks, green food coloring, a large cookie sheet, plastic knives and sealable plastic bags. Give each child a square of angel food cake and a plastic knife. Instruct each one to sculpt a lamb from his or her square of cake, then frost it and roll it in the flaked coconut. Give each student four pretzel sticks to use as legs. Show kids how to insert the pretzel sticks into the bodies. The older children can participate in the following activity. Form pairs and give each pair a sealable plastic bag filled with coconut flakes. Have partners put two drops of green food coloring into their bag, seal it, then work together to squeeze the coconut around with the food coloring. When the coconut turns green, have kids pour it out onto a large cookie sheet to make a pasture. Have children place their lambs on the pasture. See if children can "find" their own lambs from the herd by recognizing special markings and traits. Allow kids to show off their lambs before they eat them!
 - Snack #2 Idea:** Wrap each child's snack in plastic or put it in a plastic bag and hide it in places around the room. (Do this before class.) When snack time comes have each child look for his "lost" snack. Explain to them that just as they were happy when they found their snack, God is even happier when a sinner repents of his or her sin and loves God with all their heart, soul, mind, and strength.
 - London Bridge Activity:** Have children circle through two teachers' arms as you sing the following words to the tune of "London Bridge." "Catch" the child as you sing the last words of the song. Continue until all the children have been caught.

A lost child has been found, has been found, has been found.
A lost child has been found. Rejoice and be glad. (*Clap your hands in the air.*)
 - Lost Son Book: (BLUK14ECGF2)** The children can color the GF2 pictures, cut them into four sections, and glue them in order of the story on 4 1/2" x 6" construction papers. Staple the booklet pages together or punch two holes in the left side of the booklets and tie with yarn. Let the children "read" their Lost Son books to each other.
 - ② **Lost Sheep Clothespin: (BLUK14ECGF5)** If you choose to limit your teaching to the parable of the lost sheep, let the children make clothespin sheep. Follow the instructions on the GF5 page. After the children have made their sheep, let them get "lost" and then be "found." The children can make their sheep "baa" until the shepherd comes to find them. Sing, "Where, Oh Where Has My Little Lamb Gone?" When the sheep are found, celebrate by jumping the sheep up and down in the air.

Songs:

Oh Where Has My Little Lamb Gone? (tune, "Oh Where, oh Where Has my Little Dog Gone")

Oh where, oh where has my little lamb gone?
Oh where, oh where can he be?
With his wool so white and his head so black,
Oh where, oh where can he be?

Oh where, oh where has my little lamb gone?
Oh where, oh where can he be?
I will look for him here, I will look for him there.
Oh, little lamb, come home to me!

Did You Ever Say, "I'm Sorry?" (To the tune of "Did you ever see a Lassie?")

Did you ever say I'm sorry, I'm sorry, I'm sorry?
Did you ever say I'm sorry and make someone glad?
Say "I'm sorry, I'm sorry, I'm sorry, I'm sorry."
Did you ever say "I'm sorry for the bad things I've done."

Wild Wally (tune: "Way Down Upon the Swanee River")

C F
Wild Wally was a lazy sinner
C G7
wasting time away
C F
He wanted life to be so easy,
C G7
"I want my inheritance today."

Wild Wally left his home and family,
Left and went to play.
Soon his money and his friends were all gone,
He had nowhere to stay.

CHORUS

G7 C
Wild Wally, what will you do,
F C G7
where now will you go?
C F
Turn, ask your father for forgiveness,
C G7 C
Go back to your own home.

Wild Wally's dad saw him from far off,
He ran out to see,
"Let's celebrate!" is what he said,
"My son's come home to me!"


CHORUS



Took:

- The Comeback Kid:** Collect tin cans with one end opened, a file, a hot-glue gun, jingle bells, 8 - 10-inch lengths of elastic string, nails, hammers, and tape. Before class, carefully file away any rough edges on the tin cans. You also may want to place thin lines of hot glue over the rough edges to make them smooth. Give each child a can and place the other materials in the center of the table. Have kids use hammers and nails to poke a small hole in the center of the unopened end of each can. Then show kids how to tie the jingle bells onto one end of the 8 - 10-inch lengths of elastic string and tie the other end through the holes in the cans. If kids have made their holes too large, help them secure the elastic with hot glue or tape. When the cans are held with the open end up, the jingle bells should dangle below them. As kids try to toss the jingle bells up and into the open end of the cans, remind them that the prodigal son went away but came back to his father. His father welcomed him with open arms. Each time a child's "lost son" finds his "home" (the tin can) the children can cheer and say, "He's home!" or some expression that links the Bible story with the game.
- Luke Story Review Circles:** Use the review circles for review as in previous weeks. See the Luke Review methods for more ideas.
- ② **Lost and Found Puppets: (BLUK14ECGF7)** Give each child a sheep pattern and a Wild Wally pattern. Have each child glue them back to back on the tip of a craft stick. Set out markers and invite children to decorate their craft sticks, sheep, son and paper cups. Encourage children to be careful not to press the cups flat as they color. Use the craft stick to poke a hole in the bottom of the cup. Demonstrate how to push the sheep puppet through the paper cup and manipulate the puppet with one hand underneath the cup. Say to the children, "First let's use our sheep puppets to play a Lost and Found game. Hide your sheep inside its cup when I say, 'The sheep is lost. Where can it be?' Then pop your sheep out of its cup and answer, 'I found my sheep. Hurray! Whoopee!'" Play the game several times, letting different children say the first part of the rhyme. Then turn the puppets to the lost son side of the puppet. Say to the children, "Hide Wild Wally inside its cup when I say, 'The son is lost. Where can he be?' Then pop your Wild Wally son out of its cup and answer, 'I found my son. Hurray! Whoopee!'"
- ② **"Sad Wally" Coloring Center: (BLUK14ECGF6)** As the children color their pictures, they can remember the Bible Adventure. Let them glue different kinds of grain on the picture. Talk about how Wild Wally was sad when he was lost. When he became Wise Wally, he found his way home.
- ④ **"Who Is Lost?" Dot to Dot: (BLUK14ECGF4)** Draw a line connecting the numbered dots to remember who was lost. This might be fun to do as a small group. Each child adds another line until they can guess who is lost. Talk about how a shepherd loves and finds his lost sheep. Talk about how the father forgave his lost son. Talk about how God loves lost sinners and wants to bring them into His kingdom.

LOST SHEEP




LOST SON



LOST COIN






The prodigal son left home with his money pouch around his neck.




The prodigal son had no money for food. He was sorry he left home. He felt sad and lost.



The prodigal son found his way home. His father ran to kiss him. He was so glad that his lost son was found.



The lost son's brother was not celebrating. He was angry because he had never had a party with his friends.



Who Is Lost?

Can you find the friend that the shepherd lost in the wilderness?
Connect the dots to see who it could be.




Clothespin Sheep

Materials:


- poster board
- black crepe paper
- 2 spring style clothespins
- black and red markers
- paste or glue

Directions:

1. Cut the lamb's body from poster board, using the pattern below.
2. Use a red marker to color the lamb's mouth.
3. Use a black marker to color both clothespins and to outline the lamb's facial features.
4. Cut the crepe paper into 1" squares. Wad each square in a loose ball. (You will need about 50 squares.)
5. Cover the lamb's body (but not the face) with paste or glue. Attach the crepe paper balls to resemble black wool.
6. Clip the black clothespins to the bottom of the lamb so Lemmy can stand alone.



Lamb Pattern





Why did I ever leave my home?
I'm going back home and stay.
I hope Father will forgive me,
I don't want to feed pigs all day.

Lost
and
Found
Puppets

