

Materials I Need:

Memory Verse:

Love the Lord your God with all your heart, soul, strength, and mind, and love your neighbor as yourself. Luke 10:27

Aim Questions for 2's & 3's:

1. **What did Jesus and His disciples preach about when they went from town to town?** *(They preached about the kingdom of God. Sing the "Good News! Kingdom Is Coming" song.)*
2. **Did the greedy Pharisees want to be in God's kingdom or did they just want to wear fancy clothes and sit in the important chairs?** *(They didn't want to love God's holy Son, Jesus. Their hearts were full of selfish greed and love for themselves.)*
3. **Did the Pharisees want to have more love for God and their neighbors or more love for themselves?** *(They wanted more things and more treasures so they could quit working.)*
4. **Do birds and flowers worry about food and clothes?** *(No. God takes care of them and He will take care of us, too.)*
5. **Does Jesus want us to worry about more money and buying more things?** *(No. God gives us what we need when we ask, seek and knock on His door.)*
6. **Do you want to love Jesus with all your heart?** *(Repeat the first part of the memory verse "Love the Lord with all your heart, soul, strength, and mind." Put your hands over your heart as you say the word "heart," make muscles when you say the word "strength," and point to your head as you say the word "mind.")*

Aim Questions for 4's, 5's & K:

1. **What two words did we use today that Jesus used to warn the disciples?** *(Assume the defensive posture you used during the Bible Adventure and see if the children can say, "Watch out!")*
2. **What did the Pharisees do that was wrong and that Jesus warned the disciples to watch out for?** *(The Pharisees were hypocrites, which means they tried to look good on the outside but were not good in their hearts.)*
3. **What else were the disciples supposed to watch out for?** *(Greed and laziness)*
4. **Why was the farmer greedy in Jesus' parable?** *(He wanted to take life easy rather than serving people in God's kingdom.)*
5. **Do birds and flowers worry about food and clothes?** *(No. God takes care of them and He will take care of us, too.)*
6. **How can you treasure God's Word and His kingdom?** *(Seek God's kingdom by loving God and obeying His Word.)*

Key for symbols:



This box symbol represents ideas that can be used for two-year-olds through kindergarten. Please remember to slow down the pace for two-year-olds and keep the pace moving for five-year-olds.



This symbol represents ideas that are best used for two- and three-year-olds.



This symbol represents ideas that are best used for four-year-olds through kindergarten.

Note to teachers: In two weeks, we will be having a “kingdom banquet.” It would be fun to invite the parents to bring a lunch and join their children at the end of class. The children could help decorate the room and be the hosts for their parents. Send out **BLUK11ECGF10** announcements this week and next.

Hook:

- My Treasures:** Bring a special collection you have at home, a rock collection, a coin collection, or a doll collection, for example. Look at them with the children and talk about them in loving terms, explaining their value to you. Explain how you carefully keep them in a safe place. You would never play with them in the dirt or sand and lose them. “These things might be called ‘treasures’ because they are important to me. They are valuable to me because. . .” The thing we want to get across to children at this center is the concept of valuing and treasuring something. Most of the children have a treasure of some kind, a stuffed animal, a blanket, or a toy. Talk about their treasures. Show the children your Bible and explain that this is your best treasure in the whole world. This Bible book is God’s Word and so it is the most special book in the whole world. You love reading it every day. “In today’s Bible Adventure, we will talk about treasures. God wants us to treasure Him and His words more than anything.”
- Barnyard Play Center:** Bring a Fisher Price barnyard set with a barn and animals. Let the children make the sounds of the different animals. Talk about how barns are used. In today’s Bible Adventure, we will hear about a barn that was used for storing grain. Let the children put wheat kernels or other grains into toy trucks and unload them in the barn. See how full the barn can be. Ask the children, “Do we need a bigger barn? Should we build a bigger barn for all the grain?” In today’s Bible Adventure, we will hear about a farmer who wanted a bigger barn. He was greedy for a bigger barn. He wanted to retire and be lazy, just eating, drinking, and talking to his friends.
- Barn Activity Center: (BLUK11ECGF3 & BLUK11ECGF5)** Let the children color the GF3 farm animals and cut them out. Draw a big barn on butcher paper, like the GF5 barn, and tape it to the wall. The children can tape their animals beside the barn. Let the children glue or tape tiny bits of construction paper to the barn as though filling it with grain. In today’s Bible Adventure, we will hear about a farmer who wanted a bigger barn. He was greedy for a bigger barn so he could quit working and be lazy.
- Bird Center:** Bring a live bird to class. Feed the bird and talk about what birds eat. Talk about their habits and how God has made them. Bring pictures of birds and talk about their interesting habits. God has made each kind of bird a little different and God cares about each one. Reinforce the concept that God loves us more than He loves birds. He always takes care of us. For fun, go outside and see if you can see any birds. Talk about how God takes care of birds over the winter.
- Flower Collage Center:** Bring magazines, scissors, glue, paper plates, or construction paper. Have the older children cut out pictures of flowers and make a collage. For the younger children, you will need to cut the flowers out first and help them glue it on their plate or construction paper. Talk about all the different kinds of flowers God has made. He makes them all beautiful. Their petals are like their clothes. “God dresses the flowers beautifully, doesn’t He?” Have the children hold up their flowers when you get to the part in the Bible Adventure that talks about God taking care of the flowers.
- Paint the Barn Center: (BLUK11ECGF3)** In this simple activity, all the children will have a chance to paint a barn made from a large appliance carton. See the GF3 page for instructions. This box can be painted by the children or can be left its natural color and designated a barn by gluing the GF3 animals to the outside. In today’s Bible Adventure, we will hear about a farmer who had a big barn.



Book:

Presentation Ideas -

- Show the **BLUK11ECGF1** and **BLUK11ECGF2** pictures as you tell the Bible Adventure.
- Bring a live bird to class and a live flower. Show them at the appropriate places in the Bible Adventure.

If the children made a flower collage, have them hold up their flowers when you get to the part in the Bible Adventure that talks about God taking care of the flowers.

Bring back the Pharisee from last week. He can pompously come into class, draw attention to himself, and move someone out of a chair as he sits in the most prominent place. Several times during the Bible Adventure, he can interrupt the Bible Adventure by taking out his wallet and counting his dollar bills, saying "I love money! I want to buy something!" The teacher will politely tell the Pharisee that Jesus said that he has selfish greed in his heart. In God's kingdom, people love God enough to share with their neighbor, not just get more for themselves. The Pharisee can huff and puff as he sits down, muttering that Jesus is not the holy Son of God.

Bible Adventure for 2's & 3's -

(Show a review picture of God's Book of Life.) God has a book with the names of people who want to love Jesus with all their hearts and want to love their neighbors.

(Show a review picture of the disciples going from town to town.) Jesus and His disciples kept preaching the Good News Gospel wherever they went. They said, "God's kingdom is coming! Get ready!" *(Sing the "Good News! Kingdom Is Coming" song.)*

(Shine the flashlight on the Pharisee sitting in the prominent place.) Jesus said to the disciples, "Watch out for hypocrisy! Don't be like the hypocritical Pharisees. They look fancy on the outside, but their hearts are full of selfish greed." *(Pretend that you are trying to shine the light down into the Pharisee's heart.)* Greed means getting more and more for yourself. Greedy people don't share with their neighbors. Greedy people don't care about anyone but themselves and their own family and friends.

(Show a box of treasures that includes money, a favorite toy, or a stuffed animal.) Greedy hearts want more and more of these things for themselves and they never want to share them with a neighbor.

(Show the GF1 picture of a farmer with a big barn full of grain. You may want to add puffed cereal to the picture as you talk. See Look section center #1.) Jesus told a parable story about a man who had a greedy heart. One summer, this farmer had a good crop of grain. When he harvested, he had so much grain that it wouldn't all fit in his barn. *(Pour grain into a toy or paper barn so that it overflows. Try stuffing the grain in the windows or door, but it won't fit.)*

The farmer thought to himself, "I have so much grain that I don't know where to put it all. I need to figure out a way to keep my grain safe." He thought and thought and thought. He lay awake at night, thinking only of his treasure. Finally, he decided, "I will tear down my small barns and build bigger barns."

The farmer tore down his barns and built bigger barns. He loved his barns. He looked at them and was proud of his barns. He stored his grain in the barns. They were his treasure. He loved them with all his heart, soul, mind, and strength.

The farmer thought to himself, "Look at all this grain! I have enough money so I can retire. I can take life easy. I can quit work and just eat, drink, and have fun." The farmer didn't love God or share with his neighbor. He wanted it all for himself. He was greedy.

Jesus said to the disciples, "That farmer was foolish. His big barns were of no value in God's kingdom. 'Things' don't go to heaven. People live in heaven with God. Loving God and sharing with your neighbor are the treasures that are important in God's kingdom."

(Show the GF2 picture of a bird.) Jesus said to the disciples, "Birds don't build barns, but God feeds them anyway. You are more important to God than the birds He feeds. So don't be greedy about getting more and more food and money. God will feed you, too."

(Show the GF2 picture of a lilly.) Jesus said to the disciples, "Flowers don't sew clothes for themselves or worry about how they look. God has given them what they need to be beautiful just the way they are. God will give you the clothes you need, too. Don't worry and fret about how you look. Spend your time loving God and sharing with your neighbor."

Jesus said, "When you love God and your neighbor the way God loves, you can pray and ask God for anything you need. He gives good gifts to His children, like food and clothes. He also forgives your selfish, greedy heart if you ask."

Prayer: Dear God, I want to knock on Your "door" so that I can live with You in Your heavenly kingdom. I don't want to be greedy. I want to be thankful for all the good things You have given me. I want to share with my neighbor because You answer my prayers. In Jesus' name, amen.

Bible Adventure for 4's, 5's & K -

(Show a picture of God's Book of Life.) God has a book with the names of people who want to love Jesus with all their hearts and want to love their neighbors.

(Show a picture of the disciples going from town to town.) Jesus and His disciples kept preaching the Good News Gospel wherever they went. They said, "God's kingdom is coming! Get ready!" *(Sing the "Good News! Kingdom Is Coming" song.)*

(Shine the flashlight on the Pharisee sitting in the prominent place.) Jesus said to the disciples, "Watch out for hypocrisy! *(Assume a defensive posture with your arms raised as though ready to defend yourself. Assume this posture whenever you say, "Watch out!")*

"Watch out for hypocrites like the Pharisees. They look good on the outside, but they are not good on the inside. Their hearts are full of selfish greed."

(Pretend that you are trying to shine the light down into the Pharisee's heart.) Greed means getting more and more for yourself. Greedy people don't share with their neighbors. Greedy people don't care about anyone but themselves and their own family and friends.

Jesus said, "Watch out for greed!" *(Assume a defensive posture, then show a box of treasures that includes money, a favorite toy, or a stuffed animal.)* Greedy hearts want more and more of these things for themselves and they never want to share them with a neighbor.

(Show the GF1 picture of a farmer with a big barn full of grain. You may want to add puffed cereal to the picture as you talk. See Look section center #1.) Jesus told a parable story about a man who had a greedy heart. One summer, this farmer had a good crop of grain. When he harvested, he had so much grain that it wouldn't all fit in his barn. *(Pour grain into a toy or paper barn so that it overflows. Try stuffing the grain in the windows or door, but it won't fit.)*

The farmer thought to himself, "I have so much grain that I don't know where to put it all. I need to figure out a way to keep my grain safe." He thought and thought and thought. He lay awake at night, thinking only of his treasure. Finally, he decided, "I will tear down my small barns and build bigger barns."

The farmer tore down his barns and built bigger barns. He loved his barns. He looked at them and was proud of his barns. He stored his grain in the barns. They were his treasure. He loved them with all his heart, soul, mind and strength.

The farmer thought to himself, "Look at all this grain! I have enough money so I can retire. I can take life easy. I can quit work and just eat, drink and have fun." The farmer didn't love God or share with his neighbor. He wanted it all for himself. He was greedy.

Jesus said to the disciples, "Watch out! That farmer was foolish. His big barns were of no value in God's kingdom. 'Things' don't go to heaven. People live in heaven with God. Loving God and sharing with your neighbor are the treasures that are important in God's kingdom."

(Show the GF2 picture of a bird.) Jesus said to the disciples, "Birds don't build barns, but God feeds them anyway. People will buy five sparrows for two pennies." That's not very much, is it? *(Hold up two pennies.)* What can we buy for two pennies? Not very much.

Jesus said, "To people, five sparrows are not important, but God knows every one and remembers them. God is so smart that He knows every bird, and He has figured out a way to feed them."

Jesus said, "You are more important to God than the birds He feeds. He knows the number of hairs you each have on your head." Can you believe how smart God is? He knows everything about everyone, all at the same time.

Jesus continued, "You are more valuable to God than birds and He will give you the food you need. So don't be greedy and worry about getting more and more food and money. Stop worrying! It doesn't help one bit. What does help is seeking God's kingdom. Treasure God and obey Jesus and He will take care of you. Love God with all your heart, soul, and mind. Love your neighbor and share with him rather than trying to keep everything for yourself."

(Show the GF2 picture of a lilly.) Jesus said to the disciples, "Flowers don't sew clothes for themselves or worry about how they look. God has given them what they need to be beautiful just the way they are. God will give you the clothes you need, too. Don't worry and fret about how you look. Spend your time loving God and sharing with your neighbor. Watch out! Watch out for worry and greed. Ask, seek, and knock on God's door."

(Show a party guy eating and drinking.) Jesus said, "Don't seek laziness and having fun. You will have the right kind of fun if you obey God. If you love fun and seek it with all your heart, soul, mind, and strength, you will not be ready for God's kingdom. Watch out for selfish fun!" *(Defensive posture)*

Jesus said, "When you love God and your neighbor the way God loves, you will be ready for God's kingdom. You won't ever worry because you can pray and ask God for anything you need. He gives good gifts to His children, like food and clothes. He also forgives your selfish, greedy heart if you ask."

Prayer: Dear God, I want to knock on Your “door” so that I can live with You in Your heavenly kingdom. I don’t want to be greedy. I want to be thankful for all the good things You have given me. I want to share with my neighbor because You answer my prayers. In Jesus’ name, Amen.



Look:

- Greedy Farmer Activity Page: (BLUK11ECGF1)** As the children color their GF1 page, talk about greed and how the farmer wanted to build a bigger barn so he could quit working. Put drops of glue on the stalks of grain and on the barns. Let the children stick puffed wheat or rice on the spots of glue to make the grain. More stalks of grain can be drawn on the picture with more puffed cereal glued on them. Review the Aim Questions.

- Greedy Barn Builder Center: (BLUK11ECGF5)** Copy a GF5 small barn and big barn for each child. Cut them out, along with the barn doors. Tape the small barn on a piece of construction paper. Talk about the greedy farmer who wanted a lazy life. Tape one side of the bigger barn over the top of the smaller barn to remind the children that greedy people always want bigger and better things. Cut out and glue the word strip to the child’s construction paper. If desired, the children can glue their farm animals to the page.
- Bird Feeder Craft Center:** Pour birdseed into a dish pan. Give one toilet paper tube to each child. Punch two holes opposite each other at one end of each paper tube. Spread peanut butter on the entire paper tube. Put the tube in the dish pan and cover it with seeds. Tie yarn onto the tube so the children can take the bird feeders home and hang them on a tree or fence. Punch a hole in a small card that says “God cares for each bird. You are much more valuable to God than birds!” (Luke 12:24) Hang the card from the branch to remind the children that God gives them what they need.
- “Birds on a Branch” Mobile: (BLUK11ECGF6)** These simple birds are fun to construct, and make a beautiful mobile when suspended from a tree branch. Trace the child’s hand onto the white paper with four fingers together and the thumb extended away from the fingers. Draw a beak on the edge of the thumb and have the child cut out the entire shape. Offer help with cutting as necessary. Draw a red eye on each side of the thumb. Glue sparkles or glitter on the bird for a festive look. Attach a string through the top of the bird’s body for hanging. Make many birds, perhaps one by each child in the class, and hang them from a piece of wood for a mobile. Punch a hole in a small card that says, “God cares for each bird. You are much more valuable to God than birds!” (Luke 12:24) Hang the card from the branch to remind the children that God gives them what they need.
- Bird Mobile #2: (BLUK11ECGF6)** You will need two wire hangers per child. Place the hangers at right angles to each other. Tape them together around the hooks (hooks should be parallel to each other) and where they cross each other at the bottom. Trace the bird pattern on red and blue 8” x 11” sheets of construction paper folded in half (this allows children to cut two birds at once). Children cut out two sets of birds. Punch holes in each bird’s wings and attach 14” lengths of yarn (four per child). Attach birds to corners, alternating red and blue birds. Cut out and assemble a bird house (6” blue triangle roof, 4” x 4” red square building and 2” diameter yellow circle door). Punch hole in top of roof. Attach an 8” length of yarn and tie to center of hangers. Punch a hole in a small card that says, “God cares for each bird. You are much more valuable to God than birds!” (Luke 12:24) Hang the card from the branch to remind the children that God gives them what they need.
- Flower Puppet Center:** Supplies for this center include small paper bags, construction paper, crayons, glue, and scissors. Lay the bag flat. Before class, draw a smiling face on the bag (on the part that folds down). That will be the center of the flower. Have the children make the petals for the flower and the stem. Let the puppets review the Bible Adventure and the Aim Questions with their puppets.
- Love Your Neighbor Game:** Use this game to review the memory verse. Have the children sit in a circle. Choose a child to sit in the middle. Have that child point to another child and ask, “Who is your neighbor?” The child answers by pointing to another child in the circle and saying, “I love my neighbor (child’s name).” Then the two children sitting in the circle jump up and switch places. Have the children hop to change places. The child in the middle of the circle tries to hop to one of the open places in the circle before the other two children do. If the child in the middle asks, “Who loves us all?” have the children respond, “Jesus!” Then have everyone jump up and hop around the circle

once. Have the children play until everyone has a chance to be in the middle of the circle. Review the memory verse periodically throughout the game.

- Neighborhood Group Hug: (BLUK11ECGF7)** Use this game to review the memory verse. Play this game in a large room. Have everyone stand in a line shoulder to shoulder and hold hands. Choose one of the children standing on either end of the line and say, "Let's sing a song about (child's name)." Then sing this song to the tune of "London Bridge."

(Child's name) is a neighbor of ours,
Neighbor of ours, neighbor of ours.
(Child's name) is a neighbor of ours,
We're so glad we know (him or her).

While you sing, have the line twine itself around the child you're singing about. Keep singing until the line has coiled itself into a small circle around the child. Then have the group gently squeeze in tightly to give the child a hug. Review the memory verse while the line unwraps itself back into a straight line. Have the first child go to the other end of the line, then sing the song to the next child. Continue until the class has sung to every child.

- Bird Game:** Choose one child to be the "bird." Have everyone else join hands and stand in a circle with arms raised high to create "open windows." Have the bird walk, skip or hop in and out of the open windows all the way around the circle. Encourage the children to whistle or tweet as the bird "flies" about. After the bird "flies" in or out of each window, have those children lower their arms to close the window. After the bird has flown all the way around the circle and all the windows are closed, have him or her join the circle. Choose another child to be the bird and begin the game again. Continue playing until every child has had a turn to be the bird.

- Snack Center:** Use a bird puppet to give each child a little baggie of raisins and seeds for a snack. This reminds us that God gives birds their food and that God cares more about us than He does about the birds. Talk about the feeling of always wanting more food than you are given. That is a kind of greed. Let's thank God for all that He has given us. Let's be content with what we have and not be greedy. If someone in the circle does not want to eat what is in his snack bag, he can share it with someone else without complaining or asking for more. Sing "It's Good to Give Thanks to the Lord."

- "God Cares About Me" Large Muscle Activity Rhyme:** Use this rhyme anytime throughout the morning when you are talking about how God cares even more for us than He does for the birds and flowers.

God gave me feet that can turn me around; (*Turn around.*)
God gave me hands that can touch the ground. (*Touch the ground.*)
God gave me legs that can jump to the side; (*Jump to the side.*)
God gave me knees that can bend and glide. (*Bend and glide.*)
God gave me food and a place to live; (*Touch your fingers above your head.*)
God gave me people with love to give. (*Hug yourself or a neighbor.*)
So I thank God, 'cause it's easy to see (*Point to the sky.*)
God is good and He cares about me! (*Point to yourself.*)

Songs:

- It's Good to Give Thanks to the Lord**

It's good to give thanks to the Lord.
It's good to give thanks to the Lord.
It's good to give thanks; it's good to give thanks
It's good to give thanks to the Lord.

(Second Verse)

It's good to give thanks for our food.
Oh, Lord, help us never have greed.

- Happy Day Express**

We're going to the kingdom on the Happy Day Express.
The letters on the engine are J-E-S-U-S.
The guard calls, "All for heaven!"
I'll gladly answer, "Yes!"
We're going to the kingdom on the Happy Day Express.

I'm going to the kingdom on the Happy Day Express.
 The letters on the engine are J-E-S-U-S.
 My treasures are in heaven
 So I'll gladly answer, "Yes!"
 I'm going to the kingdom on the Happy Day Express.

He Cares for Me (tune: "When the Saints Go Marching In")

D

He feeds the birds, (*echo*)
 He clothes the trees, (*echo*)

A7

He feeds the birds and clothes the trees,

D D7 G

And since I know how much he loves me,

D A7 D

I know that He'll care for me.

Jesus Loves Me (tune: "Frere Jacques")

F C7 F C7

Jesus loves me, Jesus loves me,

C7 F C7 F

This I know, this I know.

C7 F

He loves me more than the

C7 F

Pretty birds and flowers,

C7 F C7 F

This I know, this I know.

Jesus Loves the Little Children

Jesus loves the little children,
 All the children of the world,
 Red and yellow, black and white,
 They are precious in His sight.
 Jesus loves the little children of the world.

I Have Decided to Follow Jesus

C

1. I have decided to follow Jesus,

F C

I have decided to follow Jesus,
 I have decided to follow Jesus,

G C

No turnin' back, no turnin' back!

2. The Lord God loves me, and He cares for me, (x3)
 No turnin' back, no turnin' back!

3. I know He'll feed me, and that He'll clothe me, (x3)
 No turnin' back, no turnin' back!



Took:

Flowers of the Field Center: (BLUK11ECGF9) Let the children color a GF9 picture with bright colors. Talk about how God cares for the flowers and birds. Invite children to wrap themselves in colored tissue or crepe paper to look like beautiful flowers in a field. Have Scotch or masking tape pieces ready to secure the children's costumes to their clothing. When everyone has been

decorated, have a parade. Then say, “Jesus said that God takes care of flowers by giving them beautiful colored petals to wear. But Jesus also said that God takes care of us even more than He takes care of the flowers. God gives people the clothes they need!” Have the children carefully unwrap their flower costumes so that once again they look like the people God loves. Talk about how we should not be greedy for fancy clothes. God gives us what we need when we ask Him.


Hair Care Center: Cut off a lock of your hair and let the children try to count the hairs. Divide the hairs into groups of ten. God knows the number of hairs on each person’s head. God is that smart! He is smart enough to know what you need and will figure out a way to get it to you. He gives us food and clothes when we treasure His Word and His kingdom. Tape a bit of hair to enough cards so that you can send one home with each child. The children can thank God at home each day that He loves us and takes care of our needs.

Scatter, Sparrows Game: Luke tells us that God knows about and cares for sparrows. He cares about us even more. To play this game, form the children in pairs with their neighbor. Give these directions: “Touch feet,” “Touch wings,” and “Tweet to your neighbor.” Then call out, “Scatter, sparrows!” Have the children flap their wings as they hurry to find a new neighbor. Repeat similar directions, then have the children scatter again. Have them play the game several times. After the game, let the children join hands with their neighbors. Pray and thank God that He cares about every bird. Thank God that we are even more important to Him than birds. Thank God that He knows so much about us that He even knows the number of hairs on our heads. “I want to treasure God’s kingdom because He loves me so much.”

Luke Review Circles (BLUK11ECGF4) Use today’s story circles and review story circles to reinforce the overview of Luke. See the Luke Review Methods for ideas.

Money Bag Center: (BLUK11ECGF2) Money Bag helps the children become familiar with different kinds of coins and their value. Place a penny, a nickel, a dime and a quarter in each small brown bag (3.5” x 6.5”) Distribute one bag to each child. Let each child explore what is in the bag. Remove one coin from your bag. Ask the children to find the same type of coin in their bag. It may take more than one try to find the correct coin. Talk about the coin’s value and texture. Continue until all four coins have been discussed. Talk about greed and how some people want more money than they have. Some people even steal because they have so much greed. God wants us to be thankful for what we have. He has promised to give us all we need. In our Bible Adventure, Jesus said that five sparrows were sold for two pennies. That’s not worth very much to us, but God remembers every bird. You are worth more than many sparrows to God. He knows how many hairs you have on your head. Take back the coins, except two pennies. Put five GF2 birds in their bags. You may want to reduce the birds in size. Write on the envelope “Seek God’s kingdom and God will give you what you need.” Thank God right now for giving us all we need.



④ **Watch Out for Hypocrites Discussion Center: (BLUK11ECGF8)** Jesus warned the disciples to watch out for hypocrites like the greedy Pharisees. Talk about greed and laziness and how the children might fall into that pattern at home. “What might you do during the week that would be lazy? Is there anything you want very badly right now that you don’t need? Is that greed?” Pray for each other to have a thankful heart each day. Sing a song of thanks to God for all the good gifts He has given us.



Jesus told a story about a farmer who was greedy for more grain and a bigger barn. A greedy person thinks, "This is mine! I did it all and I want more!" Greedy people forget that everything they have belongs to God.

Jesus told the disciples not to be greedy. God loves His children and gives them what they need.

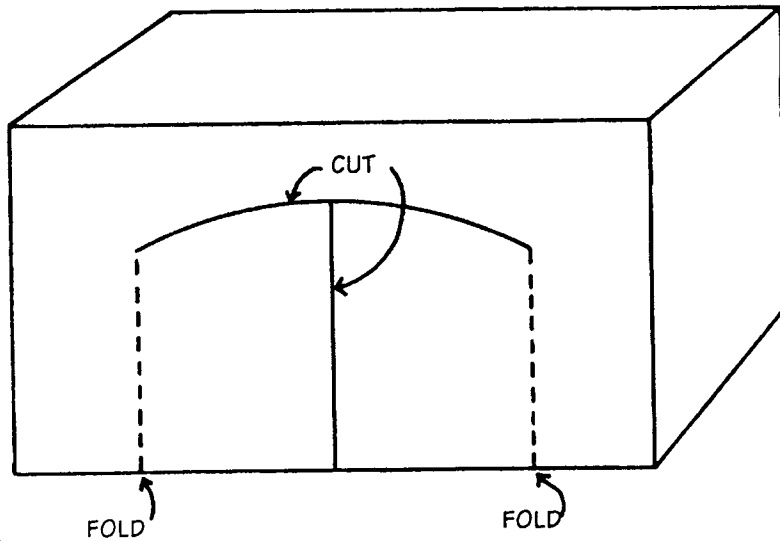
God cares for the birds. You are more important to God than birds. God gives flowers their beautiful "clothes." God will give you what you need. Luke 11:22-31



Put "clothes" on the bird and flower by gluing construction paper bits on them. Choose appropriate colors.

BLUK11ECGF2

Paint the Barn Center:







In this simple activity, all the children will have a chance to paint the barn.

Materials Needed: A large or medium-sized strong corrugated cardboard box with barn doors cut in the front. A large appliance carton such as from a refrigerator is ideal.

What to do: Place the box on the drop-cloth and give the children paintbrushes. Let them take turns painting the barn red. Be sure that everyone has a turn.



Talk about: Talk about how animals live and sleep in the barn. Put a small tape recorder and a tape of animal sounds inside the barn after it is dry. Play back farm animal sounds. If the box is big enough, let the children pretend to be particular animals in the barn. Have them act out the song "Old MacDonald Had a Farm." Then have the children pretend that this is a grain barn. They can harvest the grain and load it into the barn. Fill up the barn, as the greedy farmer did in our Bible Adventure.



Farm Animals

BLUK11ECGF3

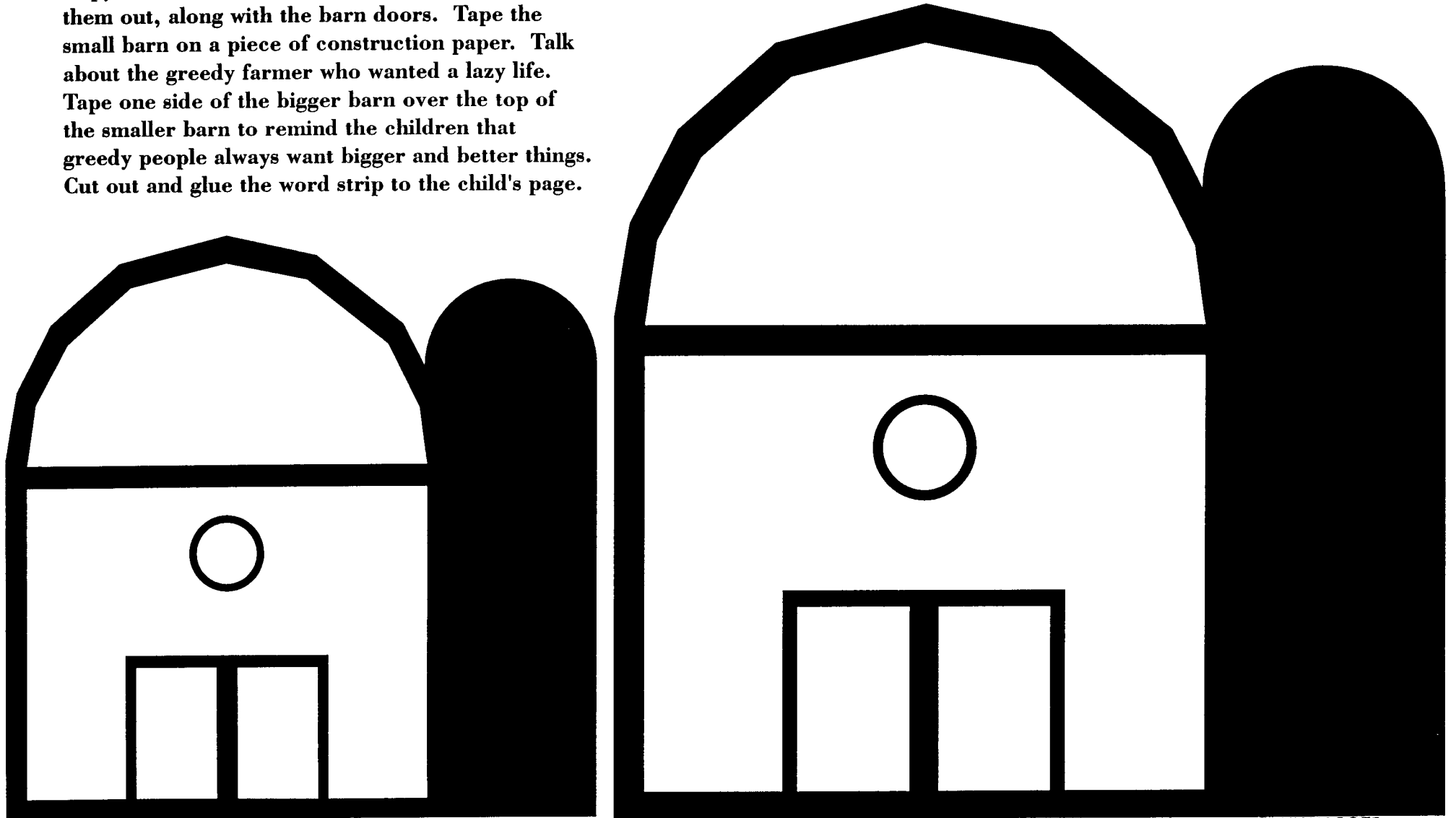
STORY
CIRCLES
FOR LUKE
LESSON #11.



**In God's kingdom, people love God and their neighbors.
Greedy people want bigger and better things for themselves.**

Greedy Barn Builder Center:

Copy a small barn and big barn for each child. Cut them out, along with the barn doors. Tape the small barn on a piece of construction paper. Talk about the greedy farmer who wanted a lazy life. Tape one side of the bigger barn over the top of the smaller barn to remind the children that greedy people always want bigger and better things. Cut out and glue the word strip to the child's page.



Birds on a Branch Mobile

Figure 1

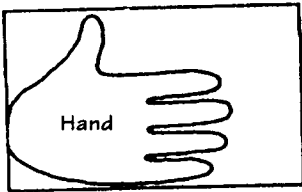
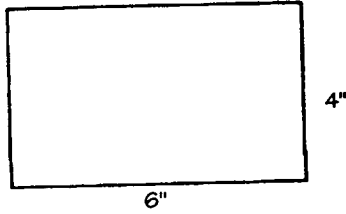


Figure 2

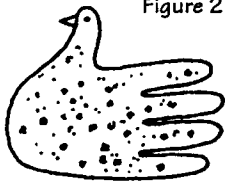



Figure 3

Trace the child's hand onto the white 4" x 6" construction paper with four fingers together and the thumb extended away from the fingers. Draw a beak on the edge of the thumb and have the child cut out the entire shape. Offer help with cutting as necessary. Draw an eye on each side of the thumb. Glue sparkles or glitter, if desired. Attach a string through the top of the bird's body for hanging.

Bird Mobile #2

You will need two wire hangers per child. Place the hangers at right angles to each other. Tape them together around the hooks (hooks should be parallel to each other) and where they cross each other at the bottom. Trace the bird pattern on red and blue 8" x 11" sheets of construction paper folded in half (this allows children to cut two birds at once). Children cut out two sets of birds. Punch holes in the birds' wings and attach 14" lengths of yarn (four per child). Attach birds to corners, alternating red and blue birds. Cut out and assemble a bird house (6" blue triangle roof, 4" x 4" red square building and 2" diameter yellow circle door). Punch hole in top of roof. Attach an 8" length of yarn and tie to center of hangers. Punch a hole in a small card that says "God cares for each bird. You are much more valuable to God than birds!" (Luke 12:24) Hang the card from the hanger to remind the children that God gives them what they need.



Neighborly Group Hug




Watch out for...


Hypocrites

who are


**Greedy and
Lazy**



Is your name
in God's book
or are you trying
to write your
own book?



God dresses the flowers and makes them beautiful.
God loves us and gives us what we need.





You are invited to our Bible School class "Kingdom Banquet."

Please bring a simple lunch for your family and join us for a "kingdom celebration."

Date:
Time:
Place:
If you have questions, call _____.



You are invited to our Bible School class "Kingdom Banquet."

Please bring a simple lunch for your family and join us for a "kingdom celebration."

Date:
Time:
Place:
If you have questions, call _____.



You are invited to our Bible School class "Kingdom Banquet."

Please bring a simple lunch for your family and join us for a "kingdom celebration."

Date:
Time:
Place:
If you have questions, call _____.



You are invited to our Bible School class "Kingdom Banquet."

Please bring a simple lunch for your family and join us for a "kingdom celebration."

Date:
Time:
Place:
If you have questions, call _____.



You are invited to our Bible School class "Kingdom Banquet."

Please bring a simple lunch for your family and join us for a "kingdom celebration."

Date:
Time:
Place:
If you have questions, call _____.



You are invited to our Bible School class "Kingdom Banquet."

Please bring a simple lunch for your family and join us for a "kingdom celebration."

Date:
Time:
Place:
If you have questions, call _____.