

April 18, 1999
Early Childhood
God Gives Instructions for Holiness.

Leviticus 18-27
1LEV02EC

Materials I Need:

Memory Verse:

I am the Lord who makes you holy. Leviticus 20:8

Attribute of God emphasized in this lesson: God is holy.

Aim Questions for 2's & 3's:

1. **Is God a holy God?** *(Yes. God has never sinned.)*
2. **Did God want the Israelites to be a holy people?** *(Yes. Say the memory verse.)*
3. **Did God tell Moses to have the Israelite fathers bring their best lambs and grain to the tabernacle, to sacrifice for their sins?** *(Yes. When the Israelites obeyed God and sacrificed their best lambs, God took away their sins.)*
4. **Did the Israelites obey God and worship Him?** *(Yes. The Israelites brought offerings to the tabernacle as part of their worship.)*

Aim Questions for 4's, 5's & K:


1. **What does it mean to be holy?** *(Holy means being separated from sin.)*
2. **Were idols holy?** *(No. Only God who wrote the Bible is holy.)*
3. **How did God want families to be different and holy?** *(God said, "Honor your father and mother. Do not hate your brother or hold a grudge against him.")*
4. **What did the people bring to wave at the tabernacle during the spring Passover feast?** *(The Israelites brought their first and best barley grain for the priests to wave in the air.)*
5. **What did the people bring to wave during the late spring Pentecost feast?** *(The Israelites each brought two loaves of bread to the priests.)*
6. **What did God ask the Israelites to build and live in during the fall feast?** *(During the Feast of Tabernacles, the people built huts to live in for one week so that they would remember how God took care of them while they were camping for forty years in the desert.)*

Key for symbols:

- This box symbol represents ideas that can be used for two-year-olds through kindergarten. Please remember to slow down the pace for two-year-olds and keep the pace moving for five-year-olds.
- ② This symbol represents ideas that are best used for two- and three-year-olds.
- ④ This symbol represents ideas that are best used for four-year-olds through kindergarten.

Hook:

- Waving Grain Activity Center:** Bring several stalks of grain and show the children how wheat or barley grows and is harvested. Then let the children cut or tear several large kernels of "grain" from tan-colored construction paper and tape them to one end of a drinking straw or stick. Have the children wave their "grain" as the priests were instructed to do (Leviticus 23:9-11) during the spring feast at the tabernacle (Passover--fourteenth day, Unleavened Bread--fifteenth through the twenty-first day, and Firstfruits--twenty-first day).

-
-  **Build-a-Shelter Activity:** Make a hut or shelter from a large appliance box. Let the children decorate the hut by gluing leaves or taping branches and twigs on it. The Israelites covered their huts with palm leaves and lived in them for seven days. Let children take turns going into the hut and counting to seven days.
- ② **Camping Center (Fall Feast of Tabernacles):** Bring and set up a two-man pup tent in the classroom. Provide a couple of pillows or blankets for beds and toy dishes for pretend cooking. In today's Bible Adventure, the Israelites were to live in huts for seven days so that they would remember how their grandfathers camped in the desert for forty years.
- ② **Grain Offering Center (Early spring Feast of Passover): (1LEV02ECGF1)** Materials needed: one GF1 picture for each child, loose grain, Elmer's glue, and cotton swabs. Have the children wipe glue with the cotton swabs onto the stalks of grain in the picture. Give each child a handful of grain so that he can slowly pour it onto the glue. Push the grain into the glue with the fingers. Carefully pour any excess grain back into a central container. In today's Bible Adventure, the Lord told the Israelites to bring their first and best grain to the tabernacle as an offering to God during the spring feast celebrating the Passover.
- ② **Hand Washing Center:** Over a vinyl tablecloth, provide a dishpan with warm water, soap bubbles and lots of dry towels. Allow the children to wash their hands as long as they want to before drying them. The Israelite people went to the tabernacle so that God could clean their hearts from sin. When people wash their hands, it gets rid of bad things from their hands just as God gets rid of bad things from their hearts.
- ② **Bread Dough Center (Late spring Feast of Pentecost):** Provide some flour and yeast dough (homemade or Rhodes frozen dough, thawed) for the children to knead. At the Israelites' second big Feast, they were to use their first and best wheat to make bread for an offering.
- ④ **Coloring the Tabernacle:** Roughly sketch the tabernacle and courtyard picture on a large piece of butcher paper. Let children color it while talking about the different parts of it. Use it during the Bible Adventure today.
- ④ **Travel Center Review:** The children will follow you, the leader, as you march in place and act out different aspects of the Israelites' travel as they leave Egypt and head for the promised land. Pack your bags, load the camels, follow the cloud, set up the tents, sleep, watch the fire, take down the tents, pick up manna in the morning, travel, travel, get quail to eat at night, and repeat. Talk about the Israelites traveling to the land God had promised them.
- ④ **Search and Rescue Review Pictures:** Ask children to search for a hidden picture (numbered in chronological order) from the past two or three lessons. When they rescue one picture, they return to their chairs and discuss what is happening in that picture.
- ④ **Sorting and Numbering:** Place several containers of different kinds of cereals, beans, buttons, or coins on the table and ask the children to find two that are alike of several, then three, and finally seven. These are numbers that we are going to hear in the Bible Adventure today.
- ④ **Three Feasts:** On a large piece of butcher paper, outline a large number three and let the children each take turns coloring it. This paper should be like the drawing that follows. It will be used during or after the Bible Adventure.
- ④ **Torn Bread Loaves:** Give each child a piece of brown construction paper folded in half. Ask the children to tear a shape like a loaf of bread out of each. Show them one that you have done. We will hear about loaves of bread that the Israelites brought to the priests at the tabernacle.
- ④ **Kitchen Center:** Provide kitchen toys to make pretend bread and prepare a feast! There will be three important feasts that we will hear about today.
- ④ **Play Dough:** Make bread, lambs, and huts with play dough!
- ④ **Obey the Leader:** As the leader, you ask the children to follow and obey the actions you make. Do some pretty wacky things, like rub your tummy and scratch your back at the same time or rub your

nose and stomp your feet. Talk about how the Israelites were asked to do some different things, but they followed God's orders and obeyed.



Book:

Presentation Ideas -

- Color and mount the **1LEV02ECGF1**, **1LEV02ECGF2**, and **1LEV02ECGF3** pictures on construction paper. Show them as you tell the Bible Adventure. Save your Leviticus pictures to use during the books of Numbers and Deuteronomy.
- Bring a stuffed animal, preferably a sheep, to show as you talk about the animals that God wanted the Israelites to bring to the tabernacle in the book of Leviticus.
- Wave stalks of grain as you talk about the wave offering associated with the early spring Feast of Passover, Unleavened Bread, and Firstfruits (Leviticus 23:9-11). Wave two loaves of bread as you talk about the second major feast during Pentecost in the late spring (Leviticus 23:17). Get inside a "hut" box when you talk about the fall Feast of Tabernacles (Leviticus 23:42).

Bible Adventure for 2's & 3's-

(Show the 1LEV01ECGF3 review picture.) In the Bible book of Exodus and now in Leviticus, the Lord God was in the cloud that covered the tabernacle tent. He wanted His holy people to worship Him at the tabernacle.

(Show the 1LEV01ECGF7 review picture.) The Israelites shouted for joy when the Lord appeared to them at the tabernacle. The Israelites fell down on their knees and worshipped the holy God because their hearts were clean from selfish sins.

The Lord God said to Moses, "I am the Lord your God. Be holy, because I am holy. Honor your father and mother." That means obeying your mom and dad the first time they ask. God's ways for families are the best ways even if other children don't obey.

God said to Moses, "When the Israelites go to the promised land of Canaan, I want them to worship Me and celebrate by coming to the tabernacle three times a year. *(Hold up three fingers.)* These celebration days will be called 'feasts.'"

(Have the children hold up one of their fingers and then show the GF1 picture of a priest waving barley stalks in the air.) "In the spring when the barley grain is ripe, I want My people to celebrate the first feast. Tell them to bring their first and best grain to the tabernacle as an offering." *(Wave stalks of grain.)* God asked the priests to wave the grain in the air, thanking the Lord for the good food He had given them. *(Have the children wave their arms over their heads.)*

(Have the children hold up two fingers and then show the GF2 picture of the priest waving two loaves of bread.) God said to Moses, "Tell the Israelite men to come to the tabernacle during the late spring for the second feast. *(Wave two loaves of bread.)* The men must use their first and best wheat to make bread for an offering. *(Have the children wave their arms over their heads.)* As always, the Israelite men will bring their best lambs for sacrifice."

(Sit in a large appliance box or hold a cardboard cover over your head. Have the children hold up three fingers and then show the GF3 picture of the people building huts.) God said to Moses, "The third time the Israelite men must come to the tabernacle is in the fall season. Make huts, small shelters, and live in them for seven days so that you will remember how your grandfathers camped in the desert for forty years."

God said, "Do no work--no cooking, no cleaning, no harvesting--on the first day of the Feast and on the seventh day of the Feast. For seven days, offer your best lambs as offerings for sacrifice and rejoice before the Lord."

God said, "You must obey Me because I am the One who makes you holy." *(Say the memory verse.)*

Prayer: Dear God, I want to be holy, because You are holy. Help me be clean in my heart from selfish sin. Thank You, in Jesus' name, Amen.

Bible Adventure for 4's, 5's & K-

(Show the 1LEV01ECGF3 review picture.) In the Bible book of Exodus and now in Leviticus, the Lord God was in the cloud that covered the tabernacle tent. He wanted His holy people to worship Him at the tabernacle.

(Show the 1LEV01ECGF7 review picture.) The Israelites shouted for joy when the Lord appeared to them at the tabernacle. The Israelites fell down on their knees with their faces to the ground. They worshipped the holy God because their hearts were clean from selfish sins.

The Lord said to Moses, "The Canaanites who live in the promised land of Canaan worship a bad idol named Molech. The men in Canaan who worship Molech put their children on an altar and burn them." That's a terrible thing for a father to do, isn't it?

The Lord said to Moses, "Tell the Israelites not to worship the bad idol Molech or any other idol. Do not worship as the Canaanites do."

God said, "I am the Lord your God. I want you to be holy, because I am holy. Honor your father and mother. Obey your mom and dad the first time they ask something. That's God's way for families. Do not hate your brother in your heart. Do not get back at him or hold a grudge toward him." God wants His people to obey and love each other.

God said to Moses, "When the Israelites go to the promised land of Canaan, I want them to worship Me by coming to the tabernacle three times a year. It doesn't matter how far away they live, all Israelite men must come from their homes all the way to the tabernacle, three times a year."

(Have the children hold up one of their fingers and then show the GF1 picture of a priest waving barley stalks in the air.) "In the spring, when the barley grain is ripe, I want My people to celebrate the first feast. Have them bring their first and best grain to the tabernacle as an offering." (Wave stalks of grain.) God asked the priests to wave the grain in the air, thanking the Lord for the good food He had given them. The spring feast that God asked the Israelites to celebrate began with Passover. The Israelites sacrificed their best lambs so that their sins would be cleaned from their hearts.

(Have the children hold up two fingers and then show the GF2 picture of the priest waving two loaves of bread.) God said, "Tell the Israelite men to come to the tabernacle during the late spring at Pentecost, fifty days after Passover, for the second feast. (Wave two loaves of bread.) The men must use their first and best wheat from the harvest to make bread for an offering. As always, the Israelite men will bring their best lambs for sacrifice."

(Sit in a large appliance box or hold a cardboard cover over your head. Have the children hold up three fingers and then show the GF3 picture of the people building huts.) God said to Moses, "The third time the Israelite men must come to the tabernacle is in the fall season after the olive and grape harvests." This celebration is called the Feast of Tabernacles.

God told His people to make huts and live in them for seven days so that they would remember how their grandfathers camped in the desert for forty years. God said, "Tell My people to gather palm leaves and branches from trees to make a tiny shelter. For seven days, My people will camp in their tiny huts.

"Don't do any work--no cooking, no cleaning, no harvesting--on the first day of the Feast of Tabernacles and on the seventh day of the Feast. For seven days, offer your best lambs as offerings for sacrifice. Rejoice before the Lord for seven days each fall season."

God asked the Israelites to come to the tabernacle to celebrate and worship Him so that they would remember that He was the One who made them holy. God wanted His people to be holy and different from other people. To be holy, the Israelites had to sacrifice lambs to get their hearts clean from sin. To be holy, God tells you and me to believe in Jesus who died on the cross to forgive my sins and yours. (Say the memory verse.)

Prayer: Dear God, I am holy, because I believe that Jesus takes away my sin. Thank You for cleaning my heart from selfish sin. Help each of the children to believe in Jesus, too. Thank You, in Jesus' name, Amen.



Look:

- ② **Bible Adventure Aim Questions:** Have the questions written up ahead of time and put in numbered envelopes. Before the story, place the envelopes inside the "hut." After the story, chose one child at a time to go into the "hut" to get the appropriate envelope. Give that child the first opportunity to answer the question before opening it to the rest of the class.
- ② **Snack Center:** Use the two loaves from the Bible Adventure time to pass around the table. Have each child tear off a piece of bread and pass it on. Explain that the Israelites brought their bread as an offering to God for the priests to eat. God wants His people today to show their love with their hearts and not with loaves of bread.
- ② **Year of Feasts Relay:** Form two teams and have the children sit at one end of the room. In front of each team, place a "stalk of grain," a little further out a loaf of bread, further out a stuffed lamb

(animal), and against the opposite wall, a "hut" or tent. Have a teaching leader at each team tap a child on the head who must go to the grain and wave it over his head, go to the bread and wave it over his head, go to the lamb and jump over it, and enter the "hut" and count to seven out loud. After coming out of the "hut," the child returns to his team and another team member is tapped on the head by the leader. This relay could be played with the younger ages using fewer stations and omitting the counting out loud.

- ② **How Many Can Fit?:** If you brought an appliance box or pup tent to class, have the children line up and count how many can get into the "hut" at the same time. Encourage counting out loud and enforcing safety rules while working in close contact with others. When the Israelites came to the Feasts, there were many people staying around the tabernacle and it could get crowded!
- ④ **Singing and Worshipping:** See the Song section for the words to this tune. Talk about how the Israelites sacrificed animals to be clean from their sins before they worshipped God. Today we heard of ways the Israelite people worshipped the true and holy God while some of them worshipped a bad silver idol.
- ④ **Acting the Feasts:** Using grain the children made during the Hook time, enact the first spring feast by marching in place, waving the grain, and getting on your knees to worship the Holy God. Using torn paper loaves of bread, two for each child, wave these before getting on your knees. Get under a table and pretend that it is a hut that you would live in for seven days. Talk about God and how He provided and guided your forefathers for forty days in the desert. During each feast celebration, sacrifice a lamb to be cleansed from your sins. Use a lamb puppet or stuffed animal as a sacrifice. Pictures of a lamb could be used if others are not available. Place the lamb on a box that you have designated to be the altar.
- ④ **Review Questions:** When an Aim Question is answered correctly, the child gets to place a grain, bread, or hut sticker on the appropriate "feast square" around the "Three Feasts" picture that the children colored during the Hook time. Following the questions, other children can come up and attach more stickers on to make it complete. Talk about the three feasts when God asked the people to come to the tabernacle to worship Him and what the people did for each. They were obedient to obey and worship God.
- ④ **Memory Verse Review:** As three children repeat the verse together, they can come up and put a lamb sticker on the "Three Feasts" picture. Talk about the people sacrificing lambs at each feast to be clean from their sins. They wanted to be holy like God was holy. Talk about how we can be clean from our sins by believing in Jesus who died on the cross to forgive us of our sins.
- ④ **Feasts and Lamb Game:** Children form a line and circle around the room, moving from station to station, waving grain, placing a picture of a lamb on an altar, waving bread, placing a lamb on an altar, getting into a hut, and placing a lamb on an altar. Discuss the Israelites' obedience in worshipping God by doing each of these things three times every year as they gathered at the tabernacle.
- ④ **Snack Discussion on Holiness:** Discuss what God wanted the Israelites to do to be holy; He wanted them to sacrifice a lamb. For us to be holy, God said we have to believe that Jesus died for our sins. He also gave us laws to obey. Discuss ways that God wants us to be holy, like obeying Dad and Mom, telling the truth, loving God, and not taking something that belongs to someone else. Be specific about ways the children might do each of these. Eat bread torn from a whole loaf while discussing.
- ④ **Be Holy Hopscotch:** Discuss things we should do to be holy, like obeying Mom and Dad, always telling the truth, and never taking something that isn't ours. Hold up an "X" paper when you talk about bad things and a "smiley face" for the good things. Tape a picture trail on the floor of sheets of paper with "X"s (to represent something we shouldn't do) and "smiley faces" (representing good things to do). Ask children to move from one end of the room to the other trying not to stop on a disobedient picture. Remember we always want to do what is right, obeying Mom and Dad at all times.
- ④ **Match Game:** Give each child an envelope, ten half plain recipe cards and two each of the following stickers: grain, lamb, bread, hut, and Jesus. The children can place one sticker on each card. As

they turn cards face down and try to find the mates, review the Bible Adventure, discussing how the Israelites obeyed.

Songs:

Singing and Worshipping: (tune: "Ring Around the Rosie")

Ring around the room,
Singing to a tune,
Worship the true God,
We all bow down.

God Said, "Do No Work." (tune: "Mulberry Bush")

Holy God said, "Do no work, do no work, do no work."
Holy God said, "Do no work, on the first day of the Feast."
(Hold up one finger. Sit quietly and wag finger in "no" gesture.)

Holy God said, "Shout for joy, shout for joy, shout for joy."
Holy God said, "Shout for joy," on the second day of the Feast.
(Hold up two fingers. Raise fist over head.)

Holy God said, "Cook some food, cook some food, cook some food."
Holy God said, "Cook some food," on the third day of the Feast.
(Hold up three fingers. Stirring motion with hand.)

Holy God said, "Clean up camp, clean up camp, clean up camp."
Holy God said, "Clean up camp, on the fourth day of the Feast."
(Hold up four fingers. Washing motions).

Holy God said, "Harvest grain, harvest grain, harvest grain."
Holy God said, "Harvest grain, on the fifth day of the Feast."
(Hold up five fingers. Swing arm.)

Holy God said, "Obey our parents, obey our parents, obey our parents."
Holy God said, "Obey our parents, on the sixth day of the Feast."
(Hold up six fingers. Hug self.)

Holy God said, "Do no work, do no work, do no work."
Holy God said, "Do no work, on the last day of the Feast."
(Hold up seven fingers. Sit quietly and wag finger "no.")

Leviticus 20:8, Memory Verse Song (tune: "Ten Little Children")

"I am the Lord, who makes you holy."
"I am the Lord, who makes you holy."
"I am the Lord, who makes you holy."
Leviticus twenty, eight.

We Worship God (tune: "God Is So Good")

We worship God, we worship God,
We worship God, God is Ho-o-ly.

We worship God, we worship God,
We worship God, God is fai-aithful.

We worship God, we worship God,
God always keeps Hi-is promises.



Took:


- Hut Review:** Take turns reviewing last week's and this week's memory verses in the "hut" that was made during Hook time.
- Leviticus Feasts Booklet: (1LEV02ECGF7)** Let the children color the pictures in their booklets as you talk about the three yearly feasts when all the Israelites would worship God at the tabernacle. Fold the page in fourths so that the number one page is the beginning of the booklet. Sing one or more of the songs, including the memory verse song that is written on the first page of the booklet.
- Spinner Review: (1LEV02ECGF6)** Copy the GF6 page on Avery Laser Labels (3 1/3" x 4") and then cut each large sticker into fourths. Instruct children to place feast stickers and a Jesus sticker around the rim of a paper plate. Attach a poster board arrow with a brad in the center. As a child spins the arrow, he can review the feasts that God required of the Israelites.
- Review Grid and Stickers: (1LEV02ECGF4 & 1LEV02ECGF5)** Let children complete the grid by placing appropriate stickers in the boxes that represent the three feasts. Copy the GF5 page on Avery Laser Labels (3 1/3" x 4") and then cut each large sticker into fourths. At each of the feasts, the Israelites brought perfect lambs to be sacrificed for their sins. At the first spring feast at Passover, the people brought stalks of grain for the priests to wave in the air. At the late spring feast at Pentecost, the Israelites brought loaves of bread for the priests to wave in the air. At the fall feast of Tabernacles, the Israelites lived in huts for a week. Discuss with the children how Jesus was our lamb who died for our sins. We don't have to sacrifice lambs anymore.



At the spring feast of Passover, the Israelites brought their first and best grain as an offering to their holy God.



At the late spring feast of Pentecost, the Israelites brought loaves of bread as an offering to their holy God.



At the fall Feast of Tabernacles, the Israelites built and lived in shelters as they worshipped God at the tabernacle.







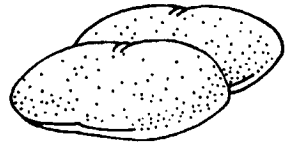



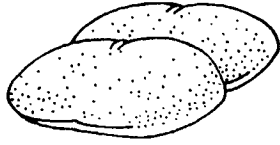







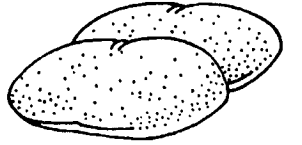



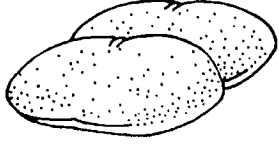

The Israelites worshipped God at the tabernacle three times a year.

Put the 1LEV02ECGF5 stickers in the appropriate boxes to show what the Israelites brought to the tabernacle as an offering.

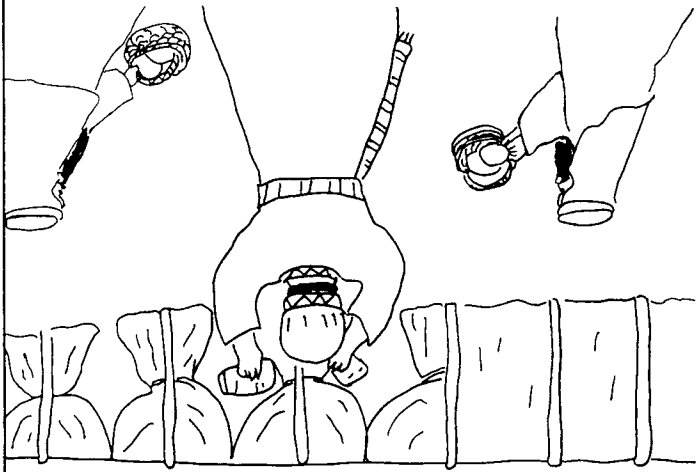
1. Early Spring Feast

2. Late Spring Feast

3. Fall Feast



3. The Israelites obeyed God because God was the Lord who made them holy.




The second feast at the tabernacle was in late spring at Pentecost. The Israelites brought loaves of bread.

2. I am the Lord who makes you holy. Leviticus 20:8



The first Feast at the tabernacle was the early spring feast at Passover. The priest waved the grain offering.


The third feast at the tabernacle was the fall Feast of Tabernacles.



The Israelites lived in hut shelters for seven days to remember how God led them in the desert.

4.

God wanted His holy people to worship Him at the tabernacle.



Leviticus 20:8, Memory Verse Song
(tune: "Ten Little Children")

"I am the Lord, who makes you holy."
"I am the Lord, who makes you holy."
"I am the Lord, who makes you holy."
Leviticus twenty, eight.

1.