

Materials I Need:

Legend:



= Option 1, Appropriate for 1st – 2nd Grade

= Option 2, Appropriate for 3rd – 6th Grade

Memory Work:

“Keep My decrees and follow them. I am the Lord, who makes you holy.” Leviticus 20:8

Aim Questions:

1. Look back into today’s lesson and name the seven feasts and what they meant to the nation of Israel.
2. Why did God give them all these laws? What was He trying to prepare them for?
3. What does it mean to be “holy?” What does it mean that God is holy?
4. Why do believers need to be holy? What purpose does God have for our holiness?
5. What are some areas of your life right now that need to be “set apart” and different from the world?



Hook:



Be Prepared (Discussion). God was preparing His people for their entrance into the Promised Land. He knew that the people living in Canaan were pagans, worshiping many gods. He set forth rules and laws to obey, and feasts and sacrifices to follow in order that they would keep their focus upon Him and not forget His covenant with them.

How do we prepare for different events? What kinds of things must we do physically, emotionally, and spiritually before we do certain things? **Suggested topics to begin your discussion:** Go on a ski trip, enter an Olympic event, be a contestant in a spelling bee, travel to a foreign country, serve on a short-term missions team, take a big exam, go on a two-week backpacking trip, visit an ailing relative in a nursing home.



Raising a Nation (Discussion). God cared for His people. He wanted to nurture them as they grew in their faith just like our parents care for us as they teach us so we can grow into adults who follow God. That’s just like what God was doing with His children. **Fuel for discussion:** What if you were the parent or caregiver for someone who depended totally on you for everything? What would you do to help that person grow up? Have you ever had a pet to take care of all by yourself? What did you need to do to make sure that pet grew up strong and obedient? What if you became a live-in babysitter while the parents went on a long trip? What would you need to do to meet all the needs of the children you were babysitting? How are your parents caring for you in their efforts to have you grow up in the Lord?



Let’s Celebrate! (Discussion). God instituted feasts and festivals so that the Israelites would celebrate and remember God’s goodness to them. What celebrations do we partake in today, and what are they designed to remind us of? Memorial Day, Veteran’s Day, Fourth of July, Labor Day, Columbus Day, birthdays, Thanksgiving, Easter, Christmas, Mother’s Day, Father’s Day. See how many celebration days the class can think of.

Are there any special traditions that your family has that help you to remember any of these

holidays in a special way?



The Learning Process (Table Activity). Using **1LEV02.GF1**, cut apart and separate the boxes containing the learning processes for the four different activities. Then cut the individual process steps, mix them up, and see if the kids can put them back in the correct order. For everything we learn, there is a process. We don't start out knowing everything there is to know about something. We must learn, usually little by little, until we understand and can do it on our own. God wanted His people to learn how to worship Him and keep their lives focused in obedience to Him so that when they entered the Promised Land they would not become confused or distracted.



“No Holds Barred!”/No Rules Game (Activity/Discussion). Bring in a popular game for the age group of your class (i.e. Candyland for 1st - 3rd graders, Monopoly for 4th - 6th graders, etc.). Give them the game and have them set it up. Before play begins, tell them that this time there are **NO RULES**. They can play whatever way they want. **Debrief:** Ask students how they felt playing a game without rules. Ask them, “Why do we have rules in our homes, schools, and in life?” Lead into the lesson on God’s rules for His nation and why He gave them.



Guess the Penalty (Activity/Discussion). Have several teachers, helpers and students prepared to stand in front of the class to give the penalty signs from the various sports such as football, soccer and basketball. You may want to include props such as a referee shirt, whistle, and ball. Have each person do a penalty and see if any student can guess which penalty was called. **Debrief:** Why are penalties necessary in sporting events? Do you think playing a game would be more or less fun if there were no penalties? Can you see why God gave penalties for His commands?



Do You Love Me? (Discussion). How do you show your love to someone? What are some ways that express love to you? Have the students share what they see as “love” expressed. Write these on the board in the five categories of “Love Languages.”

- ⌚ **Acts of Service** ~ Serving others with good and kind deeds.
- ⌚ **Quality Time** ~ Spending time listening, playing, and being with others.
- ⌚ **Words of Encouragement** ~ Sharing words of honesty, sincerity, and encouragement.
- ⌚ **Gift Giving** ~ Giving special gifts (not necessarily expensive ones) as an expression of our love.
- ⌚ **Physical Touch and Closeness** ~ Affection and physical touch as an expression of our love.

Explain what each of these “languages” are all about. Ask them which of the five “Love Languages” they like best. How do we Christians show our love to God? Focus the discussion on the truth that love for God equals obedience to God (John 14:15). (Note: This concept will tie in with today’s TOOK activity, “Find Your Family’s Love Languages.”)



Book:

Presentation Ideas -



The Passover Feast (Illustration/Coloring Page). Have students find the following in the illustration of the Passover Feast, **1LEV02.GF2**.

roasted lamb girded loins
unleavened bread bitter herbs
blood on the doorpost



The Feast of Tabernacles (Illustration/Coloring Page). **1LEV02.GF3.**

Bible Adventure –

It was right under the park bench where they had seen it fall. The man in the three piece suit had sat down to look at a map. When he had done this, his wallet had come out of his pants pocket and fallen to the ground. He did not seem to notice that it was missing, and now he was walking away. Johnny and Frank ran over to the bench and the wallet. Before Johnny even reached for it, they could see the money.

Now he held it in his hands, and they could see there was more than just a little money. They looked at each other. What should they do? The guy did not even know he had lost it.

You may have never been faced with this kind of decision. Maybe it was your sister's unattended sack of Valentine candy or the time you broke your brother's favorite toy when you were not supposed to be playing with it or one of many other things that did not seem important at the time. However, everything we do affects us as well as others. Everything we do or say has consequences.

In our study today, we will see that God listed detailed rules for the Israelites to live a life of purity. To show the seriousness of His laws, He also stated what would happen to those who violated them.

The land the Israelites were about to possess was filled with a heathen people who practiced all kinds of immoralities. These practices included adultery and incest, as well as other forms of abominable intimate contact. God, therefore, called His people not to follow these practices. Leviticus 18:3 says, *"You must not do as they do in Egypt, where you used to live, and you must not do as they do in the land of Canaan, where I am bringing you. Do not follow their practices."* He called His people to His standard of holiness. He not only confronted His people to purity in their physical relationships, but also their social ones. He called each to honor their father and mother and the Sabbaths (19:3). The people were not to worship idols (19:4). They were to provide for the poor and strangers (19:9,10). In verses 11-18 of chapter 19, His decrees go on to tell His people how to treat each other and strangers. To support how serious He was about His laws, He included the penalties that would come to anyone who violated them.

In order to represent God well in a pagan land, the Israelites needed to be "set apart," the basic definition of holiness. *"Be holy because I, the LORD your God, am holy," Leviticus 19:2.* They needed to live differently than the nations around them so that God would be honored and glorified. There is only one way this could happen, by walking in faith and obedience to the laws of God.

The nation of Israel was about to enter the Promised Land, a land inhabited with a pagan people. They needed to fortify themselves with the power of God to resist the temptations. In the same way, Christians are living in a world inhabited with a pagan people. Though we live in this world, we must not partake in its practices. *1Pet. 2:11, "Dear friends, I urge you, as aliens and strangers in the world, to abstain from sinful desires, which war against your soul."*

So, Johnny and Frank have a decision to make. If you were them, what would be your decision? Would your decision be based on the practices of the world? After all, the man does not even know his wallet is missing. Or would you "set yourself apart?" As believers we must strive for holiness in all areas of our lives. Ask yourself, "Am I different or set apart from this world?" "Is my speech different?" "My thoughts?" "My attitudes?" "Would others recognize that difference and glorify God?"

This section also gives instructions on the seven annual feasts. The first feast is the Passover. It began in Egypt and celebrates God's deliverance of the nation from slavery. The second is the feast of Unleavened Bread which remembers Israel's hurried departure from Egypt. The third, the feast of first fruits, symbolizes the dedication of the whole harvest to God. The fourth feast, Pentecost, took place fifty days after first fruits and dedicated the first fruits of the wheat harvest to the Lord. The fifth feast, the feast of trumpets, set aside the seventh month as a sabbatical month. The sixth feast, the Day of Atonement, was a day of national forgiveness and cleansing of sins. The last feast in the book of Leviticus is the feast of Tabernacles. This festival remembers the wilderness wanderings and God's protection and provision.

In the same way these feasts served to remind the Israelites of God's faithfulness to them, there are many events that we remember for specific purposes, such as birthdays, anniversaries or the death of a loved one. The feasts also helped the Israelites increase their faith. The feast of first fruits and Pentecost signified the people's trust in God to provide for them. Today, our worship is in the form of giving to the Lord, be it money, time or abilities.



Look:

- Feast Your Eyes on These! (Teacher Resource).** Chapter 25 begins the instructions on the seven annual feasts, **1LEV02.GF4 Pgs. 1&2**. The feasts were instituted for the purpose of teaching Israel about God's character, and encouraging them toward holiness. The feasts also served as reminders of their relationship with the Lord. This can be used in conjunction with the "Feast Your Eyes" worksheet below providing the class with a more detailed description of each feast.
 - Feast Your Eyes (Worksheet).** Have students look up the Scripture verses describing the feasts that were observed by the Israelites. Have them list each feast, how long it lasted, and the different elements that were offered, **1LEV02.GF5**.
 - If It's Good Enough for Them, It's Good Enough for Me (Worksheet).** Using **1LEV02.GF6**, read through Leviticus chapter 19. List all the laws that you can find individually. Discuss and note the applications for us today.
 - Memory Maze (Memory Verse Exercise).** Have students start at the arrow to spell the words hidden in the maze, **1LEV02.GF7**.
 - Seven Feasts Fulfilled in Christ (Worksheet).** Have the students look up the references on Christ and write in the right-hand column how Jesus has fulfilled, or will fulfill, each of the seven feasts, **1LEV02.GF8**. *Answers: 1.) The feast of Passover was fulfilled in the death of Christ. 2.) The feast of Unleavened Bread was fulfilled in the sinlessness of Christ. 3.) The feast of first fruits was fulfilled in the resurrection of Christ. 4.) The feast of Pentecost was fulfilled with the outpouring of the Spirit of Christ. 5.) The feast of trumpets will be fulfilled in Israel's regathering by Christ. 6.) The feast of Atonement was fulfilled by the substitutionary sacrifice of Christ. 7.) The feast of tabernacles will be fulfilled by rest and reunion with Christ.*
-



Took:

- So What's the Difference? (Worksheet/Discussion).** If anyone believes that he or she is a child of God, then that person must show the fruit of belonging to God. Just as God called His people to be "set apart," or holy, He also calls on us to do the same. What makes us different from those around us in the world? Read 1John 2:15-17, and have students complete **1LEV02.GF9**. Pray for each other to be "set apart" for God. Keep each other within your small group accountable to that standard.
- Is There Fruit In Your Life? (Worksheet/Discussion).** This is another worksheet that can be used to help students look at what is being produced in and through their lives, **1LEV02.GF10**. Discuss what kind of fruits we **should** be producing as our walk with Christ grows.
- Growing In Our Walk (Craft).** Once we learn something we need to take action. This action causes growth. Each student will need **1LEV02.GF11 Pg.1** and a set of leaves from **1LEV02.GF11 Pg. 2**. Have students color the leaves in different shades of greens, yellows, and browns. Paste them onto the branches of the plant. Together, see if you can find Bible verses that refer to the importance of those things described on each leaf. Have the students write those verses down either on the leaf or next to it. Color the remaining portion of the picture.
- Find Your Family's Love Language (Take-Home Worksheet).** Encourage students to take time this week to sit down with each member of their family to find out each person's "Love Language" using **1LEV02.GF12**. Once this is done, instruct them to demonstrate their love for each member of their family by doing one thing based on each individual's response.



The Learning Process



For everything we learn, there is a process. We don't start out having all the knowledge and abilities we need to master different activities. We must learn little by little, depending on others to teach us, slowly gaining abilities and confidence. Once we have learned these things they become second nature to us.

LEARNING TO WALK

Rolling over from your stomach to your back.

Rolling over from your back to your stomach

Pulling yourself up from your stomach to your hands and knees.

Crawling or scooting.

Pulling yourself up and holding on to the edge of a table or chair. Building strength in your legs.

Taking mini steps while holding on with both hands.

Taking mini steps while holding on with one hand.

Walking all on your own.

LEARNING TO COOK

Helping mom in the kitchen, setting the table, or doing the dishes after the meal.

Helping mix and measure ingredients for foods which do not require using the stove or oven.

Helping to bake simple foods such as cookies, cakes etc. learning to read recipes and how to adjust the controls on the oven.

Cooking simple foods on the stove top. Working along side an adult who can watch for safety and accuracy.

Preparing meals on your own for the family.

Preparing meals for your own family. The more cooking you do, the more skills you develop, acquiring tastes for certain spices and combinations of foods.

LEARNING TO RIDE A BIKE

After learning to walk, try sitting on a 4-wheeled ride on type of toy.

Learning to pedal a Hot Wheel style of tricycle.

Learning to ride a traditional tricycle.

Riding a bicycle with training wheels. Learning balance and confidence.

Riding a bicycle with the help of an adult holding on to the back of the seat to give you support and stability.

Riding a bicycle all on your own, gaining confidence and perfecting your balance.

LEARNING TO DRIVE

Taking a driver's education class. Learning the rules of the road through studying the textbooks.

Practice driving in a simulated driving machine if available through the driving school.


Driving with an instructor from the driving school.

Driving with a parent or another licensed driver.

After passing a driving exam, you are now able to drive on your own.

God wanted His people to learn how to worship Him and remain obedient to Him. He knew that once they entered the Promised Land that they would run the risk of becoming confused or distracted. The sacrifices and feasts were issued to keep the Israelites focused on the holiness of God, demanding holiness for His people.

The Passover Feast




The Feast of Tabernacles





The Seven Feasts

**Name of Festival: Passover****Month celebrated: April**

This was one of the most important annual festivals. It took place on the evening before the 14th of Nisan. On that night every family sacrificed a lamb. This lamb was a reminder of the first such sacrifice, which took place just before the exodus from Egypt. On that occasion God “passed over” the homes where the blood from the lamb had been sprinkled on the door-posts and lintel, and spared the lives of their first born. This remains one of the most important Jewish festivals celebrated today.

Name of Festival: Firstfruits**Month celebrated: April**

This ceremony was held on the last day of the Passover festival. During the ceremony, the first sheaf of the barley harvest was presented to God. This symbolized the consecration of the whole harvest to God and was a pledge of the harvest to come.

Name of Festival: Pentecost**Month celebrated: June**

This was the main harvest festival. At the end of the grain harvest the priest offered two loaves of bread made from the new flour, along with animal sacrifices. This took place 50 days (or seven weeks plus one day) after the Passover and the start of the harvest. The festival later came to be known as Pentecost, from the Greek word meaning “fiftieth.” It was a time of great rejoicing and thanksgiving.

Name of Festival: Atonement**Month celebrated: October**

This festival (today called Yom Kippur) was an important national holiday for the Israelites because it was the day of national forgiveness and cleansing of sin. The high priest, dressed in white linen, first offered a sacrifice for his own sin and the sin of the priests, and then offered another sacrifice for the sin of the people. This was the only day in the year when the high priest went into the “holy of holies” - the inner most sacred part of the temple. There he sprinkled blood from the sacrifice. Then he took a goat, known as the “scapegoat,” and, after laying his hand on its head, sent it off into the desert as a sign that the people’s sins had been taken away.

Name of Festival: Trumpets**Month celebrated: October**

The beginning of every month, as well as every festival, was signaled by a blast of trumpets. But on the first day of the seventh month the trumpets sounded for a special celebration. It was a day for rest and worship, more important even than the Sabbath. It marked out the seventh month as the most solemn month in the year. After the exile, this festival was treated as a religious New Year festival (Rosh Hashanah).

Name of Festival: Tabernacles**Month celebrated: October**


This was the most popular and joyful of all the festivals. It was held in the autumn when all the fruit crops had been harvested. The celebrations included camping out in gardens and on roof-tops in tents or huts made from the branches of trees. These tents were a reminder of the time when Israel had lived in the desert. This serves as a reminder of God’s deliverance, protection, and provision during the wilderness wanderings of the Exodus.

Name of Festival: Unleavened Bread**Month celebrated: April**

This festival was celebrated in connection with another festival. Bread was made without using any yeast, and eaten during the special meal, and for the entire week following. This was a reminder of the hurried preparations made when the Pharaoh finally allowed the Israelites to leave Egypt. It also recalled the first bread baked from new corn, four days after the Israelites finally entered Canaan.



The Seven Feasts





Feast Your Eyes



Look up each of the Scripture verses describing each of the feasts. In the box next to each reference, list which feast is being described, how long it lasted and the different elements that were offered at each.


<u>Scripture Reference</u>	<u>Feast Description</u>
Exodus 12:1-14 Leviticus 23:4-5	Feast: How long: Elements:
Exodus 12:15-20 Leviticus 23:6-8	Feast: How long: Elements:
Leviticus 23:9-14	Feast: How long: Elements:
Leviticus 23:15-22	Feast: How long: Elements:
Leviticus 23:23-25	Feast: How long: Elements:
Leviticus 23:26-32	Feast: How long: Elements:
Leviticus 23:33-44	Feast: How long: Elements:

If It's Good Enough For Them It's Good Enough for Me

Read through Leviticus chapter 19, and list all the laws that you can find individually.
Note applications for us today.

Laws	Applications for today
19:3	
19:3	
19:4	
19:9-10	
19:11a	
19:11a	
19:11b	
19:11c	
19:12	
19:13a	
19:13b	
19:14	
19:15	
19:16	
19:17	
19:18	
19:19	
19:26a	
19:26b	
19:28	
19:29	
19:30	
19:31	
19:32	
19:33	
19:35	
19:37	

MEMORY MAZE



Start at the arrow and use every letter to spell the words. When you reach the end of the row, go the opposite direction in the next row. If you divide the words correctly, you'll have read a Bible verse. Now find the verse in your Bible.


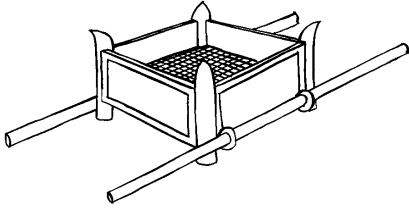
**START
HERE**



K	D	F	E	L	H	O	8
E	N	O	H	O	U	L	:
E	A	L	T	R	O	Y	0
P	S	L	M	D	Y	L	2
M	E	O	A	W	S	E	S
Y	E	W	I	H	E	V	U
D	R	T	M	O	K	I	C
E	C	H	E	M	A	T	I

You may want to write the letters here to help you see the words better.

Seven Feasts Fulfilled in Christ



Look up the references on Christ and write in the right-hand column how Jesus has fulfilled, or will fulfill, each of the seven feasts.

Feasts

Christ's Fulfillment

Feast of Passover	I Peter 1:19 ~ I Corinthians 5:7 ~
Feast of Unleavened Bread	I Corinthians 5:8 ~
Feast of First Fruits	I Corinthians 15:23 ~
Feast of Pentecost	Acts 1:5, 2:4 ~
Feast of Trumpets	Matthew 24:31 ~
Feast of Atonement	Romans 11:26 ~
Feast of Tabernacles	Zechariah 14:16-19 ~

So What's The Difference?

Just as God called His people to be “set apart” or holy, He also calls us to do the same. What makes us different from those around us who are living in the world without Christ as the Lord of their lives? Use this worksheet as a discussion provoking opportunity for accountability. Use the spaces provided to write pertinent Scripture references which address these issues. Begin by reading 1 John 2:15-17.

Relationships:

Thoughts:

Relationships:

Actions:

Purpose in life:


Attitudes:

Speech:

Priorities:

Heart Issues:

Is There Fruit in Your Life?




*What kind of fruit is growing on your tree?
Write them inside the fruit on the tree to
your left.*





















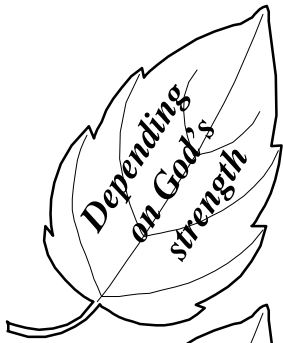
What should your life be producing?

*Do you depend on God for His strength to
be holy?*

Do you trust in God's provision of grace?



Our Growing in Walk



Find Your Family's Love Languages

Quality Time

Spending time listening, playing and being with others

Words of Encouragement

Sharing words of honesty, sincerity and encouragement

Acts of Service

Serving others with good and kind deeds

Gift Giving

Giving special gifts (not necessarily expensive ones) as an expression of our love

Physical Touch and Closeness

Affection and physical touch as an expression of our love

My Dad's love language is _____.

My Mom's love language is _____.

My brother's love language is _____.

My sister's love language is _____.

My Grandpa's love language is _____.

My Grandma's love language is _____.

My love language is _____.

This week, show each family member your love for them by doing one thing based on their love language.