

April 11, 1999  
Early Childhood  
God Told His People How to Be Holy.

Leviticus 1-17  
1LEV01EC

Materials I Need:

Memory Verse:

I am the Lord, who makes you holy. Leviticus 20:8

Attribute of God emphasized in this lesson: God is holy.

Aim Questions for 2's & 3's:

1. **Is God a holy God?** *(Yes. God never sins.)*
2. **Did God want the Israelites to be His holy people?** *(Yes. Say the memory verse.)*
3. **Did God tell Moses to have the Israelite fathers bring their best lambs to the tabernacle, to sacrifice for their sins?** *(Yes. When the Israelites obeyed God and sacrificed their best lambs, God took away their sins and made their hearts clean.)*
4. **Did the Israelites obey God and worship Him?** *(Yes. The Israelites shouted for joy and fell to their knees to worship the holy God.)*
5. **Let's say, "God is holy."** *(Repeat often throughout the morning.)*

Aim Questions for 4's, 5's & K:

1. **What does it mean to be holy?** *(Holy means having no sin.)*
2. **Did the holy God want a holy people to meet with Him?** *(Yes. God made a way for His Israelite people to be clean from their sins so that they could meet with Him at the tabernacle.)*
3. **How did the Israelites become clean from selfish sin in their hearts?** *(When the Israelites obeyed God and sacrificed a perfect lamb, God took the sin from their hearts.)*
4. **How did God show His power to the Israelites?** *(After the Israelites had obeyed and sacrificed their lambs, fire came from the cloud and burned the animals on the altar.)*
5. **What did the Israelites do when God appeared to them?** *(The Israelites shouted for joy and fell face down to worship the holy God.)*
6. **How does God make you clean from selfish sin?** *(Each person must believe in his heart that Jesus was the perfect Lamb who died to take away his sin. Then he can obey and worship God with a clean heart.)*


Key for symbols:

- This box symbol represents ideas that can be used for two-year-olds through kindergarten. Please remember to slow down the pace for two-year-olds and keep the pace moving for five-year-olds.
- ② This symbol represents ideas that are best used for two- and three-year-olds.
- ④ This symbol represents ideas that are best used for four-year-olds through kindergarten.


Hook:

- Leviticus Name Game:** "We are going to be studying the new Bible book called Leviticus. Say it with me." Say it slowly, syllable by syllable. Have the children clap their hands to the rhythm of the syllables. Say it loudly, softly, and quickly. Ask the children who are wearing shoe laces to say,

"Leviticus." Continue having the children say the book name in creative ways throughout the morning.

 **Play Dough:** Make sheep, goats and oxen out of the play dough today. In the book of Leviticus, God will tell us how He used animals to clean His people from sin.

---

 **Cleaning to Music:** "When something gets dirty, we have to clean it. Let's pretend to be cleaning a dirty wall to the music. When the music stops, freeze and look at each other. It is okay to laugh! The floor looks dirty. Let's clean it to music." Do the same with the chairs, tables, windows and toys. Talk to the children about sin and how it makes us dirty to God. God made a plan for the Israelites to be clean like He is holy. The Adventure today will tell the children how the Israelites could be clean from their sin.

② **Unselfish Picture Center:** "In the Bible book of Leviticus, God wants us to learn to think like He thinks. He wants us to think about Him and not only about ourselves. When we think only about ourselves, we are selfish and this is called sin. God wants us to be unselfish and holy." Have pictures available showing people praying, studying the Bible, and helping others. Talk about what is going on in each picture and how it is pleasing to God.

② **Grain/Rice Center:** Place a vinyl tablecloth over a table and have a dishpan full of grain or rice for the children to play in using shovels, spoons, and plastic dishes. To please God, in today's Bible Adventure, the Israelites brought their best grain to be offered to Him at the tabernacle.

② **Toy Animal Center:** Provide numerous stuffed or plastic animals for the children to play with-- especially sheep, goats, and bulls. In today's Bible Adventure from the book of Leviticus, God asked the Israelites to bring their very best animals to the tabernacle to sacrifice for sin. Talk about God wanting our best today, also.

② **Dishwashing Center:** Materials needed: Dishpan, dishwashing soap, toy dishes, vinyl tablecloth, and five or six towels. The idea of cleanliness could be discussed in the following way: "The Israelites needed to be clean in their hearts to be able to worship God. When we wash the dishes, they are clean and we can use them again. When God washes our hearts, then we are clean and God can use us to do His work."

② **"Getting Rid of Sin" Center:** Have several children stand side by side with their legs a little wider than shoulder-width apart and feet touching each other. (Older children could be in a circle with feet touching and the leader in the center.) Using a deflated ball, heavy paper ball, or any ball that doesn't bounce, have a leader try to roll the "sin" ball through the legs of one of those on the line. The people in the line can use both hands to push the "sin" ball away from going through their legs. The leader retrieves the ball and tries again. Repeat by choosing one of the successful defenders to be the next roller. In today's Bible Adventure, the Israelites didn't want sin in their lives just as the children don't want the "sin" ball to go through their legs.

④ **Match Game:** Using a matching set of pictures of animals and other items related to the Bible Adventure today, let the children color them, turn them over, and play a match game. Talk about listening for these things in the Bible Adventure. God is going to ask the Israelites to be clean of their sins and do something with animals.

④ **Adam and Eve and Sin Review: (1LEV01ECGF1 & 1LEV01ECGF2)** Use the GF1 and GF2 pictures and review Adam's and Eve's disobedience and sin. Discuss the first three paragraphs of the Bible Adventure. We know that the Israelites had been sinning and grumbling. God had a plan for their sin, also. Listen today and find out about God's plan for His people to be holy as He is holy.

④ **Passover Review: (1LEV01ECGF6)** Use the GF6 picture to review the Passover and discuss that section of the Bible Adventure.

---



### **Book:**

#### **Presentation Ideas -**

 Color and mount the 1LEV01ECGF1, 1LEV01ECGF2, 1LEV01ECGF3, 1LEV01ECGF4, 1LEV01ECGF5, 1LEV01ECGF6, and 1LEV01ECGF7 pictures on construction paper. Show them as

you tell the Bible Adventure. Save your Leviticus pictures to use during the books of Numbers and Deuteronomy.

Bring a stuffed animal, preferably a sheep, to show as you talk about the animals that God wanted the Israelites to bring to the tabernacle in the book of Leviticus. Put grain in a basket to show as an offering.

④ The story of redemption in the Old Testament is included for the teachers in the four's and five's Bible Adventure. You may or may not want to include all the points. We have offered a way to use the section on Adam and Eve and the section on the Passover during the Hook time to keep the Bible Adventure itself from being quite so long. The last paragraph that talks about our present-day need for clean hearts can be included at the end of the Bible Adventure or given at another time toward the end of class time.

### **Bible Adventure for 2's & 3's-**

*(Show the GF3 picture.)* The Lord God was in the cloud that came down and covered the beautiful tabernacle tent that the Israelites had made, exactly as God had said. God wanted to meet with His people at the tabernacle.

There was a problem with the Israelites being able to worship God. God is holy and the Israelites were not holy. Can you say, "God is holy"? *(Raise your arms over your head and touch your hands together to form a circle. Repeat, "God is holy," several times.)*

Holy means doing what is right and never doing what is wrong, which is called sin. God is holy and always does what is right.

*(Put your hand over your heart, shake your head, and say...)* The Israelites were not holy people. No people are holy. Each Israelite had selfish sin in his heart. God wanted to have holy people, as He was holy. *(Raise your arms over your head and touch your hands together to form a circle. Repeat, "God is holy.")*

*(Show the GF4 picture.)* God made a way for His Israelite people to be holy and clean in their hearts. God asked the Israelite fathers to bring their very best lambs to the tabernacle for sacrifice. If the Israelite fathers obeyed God, He would take the bad sin from their hearts and make them clean inside. God would make the Israelites a holy people.

*(Show the GF5 picture.)* The Israelite fathers obeyed God and brought their very best lambs to God at the tabernacle. They brought their best offerings of grain to the holy God. God took the selfish sins from them and made them clean inside their hearts. God made the wives and children clean in their hearts, too, when the fathers obeyed.

*(Show the GF7 picture.)* The Israelites shouted for joy when the holy God came from the cloud as a fire and burned the sacrifice on the altar. The Israelites fell down on their knees with their faces to the ground. They loved the holy God because their hearts were clean from selfish sin.

The Israelites were glad to obey God and be holy, as God is holy. *(Raise your arms over your head and form a circle. Say the memory verse, "Be holy, because I am holy.")*

**Prayer:** Dear God, I want to be holy, because You are holy. Help me be clean in my heart from selfish sin. Thank You, in Jesus' name, Amen.

### **Bible Adventure for 4's, 5's & K-**

*(Show the GF1 picture.)* When the first man and woman, Adam and Eve, lived in the Garden of Eden, they talked with their creator God every day. Adam and Eve were holy like God is holy. Adam and Eve never wanted to do bad things, called sin. They never hurt each other, they never yelled and got mad, and they never lied to each other. There was no selfish sin in their hearts; their hearts were clean. They were holy people.

*(Show the GF2 picture.)* When Adam and Eve disobeyed God and ate the fruit from the "no" tree, that was sin. Disobeying is sin. When sin came into Adam's and Eve's hearts, they hid from God and didn't want to talk to Him. God found them and punished them, but He also made a covering for their sins so that Adam and Eve could worship God again. God killed an animal and used the animal skin to make clothes for Adam and Eve, to cover their sins.

*(Show the GF3 picture.)* God made a way to cover the sins of the selfish, sinful Israelite people in the desert, too. God wanted to meet with them at the tabernacle in the desert.

*(Show the GF4 picture.)* In the Bible book of Leviticus, God asked the father of each Israelite family to choose his very best lamb and take it to the tabernacle. The lamb had to be perfect for a perfect, holy God.

The father of the family would take his lamb to the door of the tabernacle tent and lay his hands on the head of the lamb. God would accept the man's offering and forgive the sin of the whole family. The father would then kill the animal and give the lamb's blood to Aaron, the priest, who would sprinkle the blood against the altar.

*(Show the GF6 picture.)* In the same way that the Lord passed over the houses of the people who had sprinkled blood on their doorposts on the Passover night in Egypt, the Lord passed over the sin of the families who obeyed God and had the priests sprinkle the lamb's blood on the altar for their sins.

God said to Moses in the book of Leviticus, "I am going to meet with My people, but first they must be clean in their hearts. They must be holy, because I am holy."

God said, "This is what I want you to do to get ready to meet with Me. Tell Aaron and his sons to stay in the tabernacle tent for seven days and nights." *(Count to seven.)* Aaron and his sons obeyed God because they wanted to be God's holy people. Seven days passed. What was God going to do?

On the eighth day, Moses called Aaron, his sons, and the Israelite elders together. Moses said to the Israelites, "Today the holy Lord God will meet with you. We need to get ready."

The Israelites all came near and stood before the tabernacle, waiting for the holy Lord God.

*(Show the GF5 picture.)* Moses said to Aaron, "Come to the altar and sacrifice a perfect lamb, a perfect goat, a perfect ox, and a perfect ram on the altar before the Lord. Bring an offering of the best grain and mix it with oil, as God has told you to do." The Israelites wanted to do everything exactly as God said.

Aaron and his sons sacrificed the perfect animals and sprinkled the blood on the altar. Aaron lifted his hands toward the people and blessed them. The Israelites waited for the holy Lord God to come to them. *(Build anticipation in your voice.)*

Moses and Aaron went into the tabernacle tent, and when they came out, the glory of the holy Lord appeared to all the people.

*(Show the GF7 picture.)* God sent fire from the cloud that was covering the tabernacle. The fire came to the altar and burned up the animal that was laying on the altar, right before the Israelites' eyes! Whoosh!

When the Israelites saw the power of the holy Lord, they all shouted for joy! "Yay! Wow!" The Lord God had come to them! The holy God had forgiven their sin.

The Israelites fell down to their knees with their faces to the ground. They worshipped their holy God with all their hearts. What a special day for God's people, the Israelites, when the holy God made them clean in their hearts so that they could worship Him.

We need to be clean in our hearts, too, in order to love and worship the holy God. God tells us in the Bible that you and I don't sacrifice animals to become clean because Jesus was the perfect Lamb who died on the cross to take away our sin. When I believed in Jesus and asked Him to clean the selfish sin from my heart, He forgave my sin, and He came to live in me. Now I can love and worship God with all my heart. Our holy God wants each of you to believe in Jesus so that you can be clean from selfish sin, too.

**Prayer:** Dear God, You are holy and You want Your worshippers to be holy and clean. I have had selfish sin in my heart, but Jesus took away my sin and now I am clean. I feel like shouting for joy like the Israelites did. Help each of these boys and girls to want Jesus to make them clean from selfish sin. In Jesus' name I pray, Amen.



### Look:



**Head to Toes Activity:** "God wants us to be holy as He is holy. God wants every part of us to be holy, doing right and not wrong. God wants your head, shoulders, knees, and toes to be holy. He wants your ankles, legs, neck, and nose to be holy." Touch each part as you say them, faster and faster.



**Toilet Paper Tube Sheep: (1LEV01ECGF8)** Cut each tube in half so you can get two sheep from one tube. Give each child a piece of tube, a chenille wire (cut in half), and several cotton balls. First, push one wire through in two places in the front of the tube and bend for the front legs. Do the same for back legs. Using glue sticks, place cotton balls on the tube. Wiggly eyes may be given to attach to a cotton ball for the head. Talk about God asking the Israelites to be clean from their sin by bringing a lamb to sacrifice on the altar. Four- and five-year-olds can learn that God desires each of us to be holy so He provided Jesus to be the Lamb who was sacrificed on the cross.

- ② **Aim Questions:** Hide the numbered questions under the classroom chairs before class, and after the story, have the children look under their chairs. Ask the questions in order, giving the child who found the question the first chance of answering.
- ② **"Fall to Your Knees" Game:** Have the children start the game on their knees with their faces to the ground. (A demonstration from one of the leaders might help.) On a signal (tambourine strike, short whistle blow) from the teacher, everyone jumps up and dances with joy until a second signal tells them to get back on their knees with their faces to the ground. They are to wait patiently in that position until the next signal and repeat the sequence. Speed up and slow down the signals to challenge your listeners. The Israelites fell down on their knees with their faces to the ground after God had cleaned their hearts from selfish sin.
- 
- ② **Only God Can Clean Our Hearts:** Materials needed: Light-colored cloth, water soluble pen, dishpan with water, a little detergent and bleach. Draw a heart on a light-colored piece of cloth with a water soluble marker pen. While the children watch, the leader can wash the cloth in the dishpan until it is clean. Repeat the demonstration a second time and talk about God being the only One who can wash our hearts so our worship is acceptable to Him.
- ② **Snack Conversation:** The following questions could be discussed.
1. Who is holy? (God)
  2. What does it mean to be holy? (Holy means being without sin.)
  3. What is sin? (Sin is disobeying God.)
  4. Who is sinful? (All of us are sinful.)
  5. Who wants us to be holy? (God)
  6. Who is the only One who can clean our hearts and make us holy? (God)
- ④ **Memory Verse Relay:** First recite the verse with the children and talk about it. Let them practice saying it together. Divide the class into two teams. In two chairs across the room from the teams, place two teachers. Ask children to walk to the teacher for their team, say the verse, and walk back, clapping hands with the next person in line on their team. This continues until one team finishes with everyone saying the verse to their teacher.
- ④ **Adventure Questions:** Tape numbered lambs on the wall or on an Adventure picture (one lamb for each question). Ask a child to come up, find the lamb numbered one, and then sit down. Read the question. The child that answers correctly gets to come up and find the next lamb and then sit down.
- ④ **Spin the Bottle Review: (1LEV01ECGF2, 1LEV01ECGF6, 1LEV01ECGF7, & LEV01ECGF10)** Place pictures on the floor of Adam and Eve, the Passover, a lamb on the altar, and Jesus on the cross with the memory verse on it. With a bottle in the center, let children take turns spinning it and telling what the picture is about. If it lands on the Bible verse, they get to recite it.
- ④ **Going on an Bible Adventure Hunt:** Let children act out getting ready for a trip by putting on clothes, packing a bag, closing a door, shutting a gate, walking over rocks, wading through a river, swimming in an ocean, walking through long grass before finding a garden, Israelite's house, altar, and Jesus.
- ④ **Peep Box Review: (1LEV01ECGF2, 1LEV01ECGF6, 1LEV01ECGF7, & LEV01ECGF10)** A peep box is a shoe box that has a picture glued to one end on the inside and a square hole cut in the lid near this picture to let light in. In the end opposite of the picture, cut out a smaller peep hole. The children peep in the first box and there is a picture of Adam and Eve. Review that segment of the Bible Adventure. Do the same with pictures of the Passover, Israelites bringing lamb sacrifices, and Jesus being our sacrificial lamb on the cross.

#### Songs:

**Leviticus 20:8, Memory Verse Song** (tune: "Ten Little Children")

"I am the Lord, who makes you holy."

"I am the Lord, who makes you holy."

"I am the Lord, who makes you holy."

Leviticus twenty, eight.

**We Worship God** (tune: "God Is So Good")

We worship God, we worship God,  
We worship God, God is Ho-o-ly.

We worship God, we worship God,  
We worship God, God is fai-aithful.

We worship God, we worship God,  
God always keeps Hi-is promises.

**Leviticus and Numbers** (tune: "Waltzing Matilda")  
Leviticus and Numbers, Leviticus and Numbers,  
Leviticus and Numbers, and Deuteronomy.  
The-e Israelite people learned to worship holy God.  
Worship the holy God of Israel.

**God Told the People to be Holy** (tune: "The Wheels on the Bus")  
God told the people to be holy, be holy, be holy, (Arms in holy position.)  
God told the people to be holy, at the tabernacle.

The animals were brought for sacrifice, sacrifice, sacrifice, (Hold hands forward, palms up.)  
The animals were brought for sacrifice, at the tabernacle.

The sins of the people were cleaned away, cleaned away, cleaned away, (Roll hands in front of body.)  
The sins of the people were cleaned away, at the tabernacle.

**Cleaned Away** (tune: "Rolled Away")  
Cleaned away, cleaned away, cleaned away. (Rub your heart, then "throw" the sin away.)  
Every sin in my heart cleaned away.  
Cleaned away, cleaned away, cleaned away.  
Every sin in my heart cleaned away.  
Every sin had to go, 'cause God said so.  
Hallelujah!  
Cleaned away, cleaned away, cleaned away.  
Every sin in my heart cleaned away.

④ **Review Song:** (tune: "Praise Him, Praise Him, All Ye Little Children")  
Sing, march in place, and use hand motions.  
Praise Him, praise Him, all ye little children. God is holy. God is holy. (Point up.)  
Praise Him, praise Him all ye little children. God wants us holy, too. (Point to others.)

Praise Him, praise Him, all ye little children. God cleaned up the Israelites. (Wipe dirt from clothes.)  
Praise Him, praise Him, all ye little children. God cleaned up the Israelites.


Praise Him, praise Him, all ye little children. Jesus died, for our sins. (Form cross with fingers.)  
Praise Him, praise Him, all ye little children. Jesus died for my sins. (Form cross and point to heart.)

Praise Him, praise Him, all ye little children. God is holy. God is holy.  
Praise Him, praise Him, all ye little children. God wants me holy, too.



### Took:

**Being Clean from Our Sins: (1LEV01ECGF4, 1LEV01ECGF5 & 1LEV01ECGF7)** Before class, draw a large outline of a person on a piece of butcher paper. Talk about things this person might do that would be sin (lie, steal, disobey God, disobey parents, etc.). Each time you mention a sin, scribble on the person with a black crayon. Show the GF4, GF5, and GF7 pictures to see how God made a way for the Israelites to be clean from their sin. Glue white pieces of paper over the black scribbles. Let older children glue or color a large cross on the picture while you talk about God's plan for us to be clean from our sins through Jesus' sacrificial death on a cross.


 **A Witness:** Use this personal sharing suggestion following the “Being Clean from Our Sins” activity. Have one of the teaching leaders give a testimony to the children. A following guideline could be used: “We need to be clean in our hearts in order to love and worship a holy God. God tells us in the Bible that you and I don’t sacrifice animals to become clean because Jesus was the perfect Lamb who died on the cross to take away our sins. When I believed in Jesus and asked Him to clean the selfish sins from my heart, He forgave my sins, and He came to live in me. Now I can love and worship God with all my heart. Our holy God wants each of you to believe in Jesus so that you can be clean from selfish sin, too.”

④ **Adventure Picture Review: (1LEV01ECGF8)** Let children color the picture wheel including pictures of Adam and Eve, the Passover lamb on the altar, and Jesus on the cross. Glue this on the center of a paper plate. Cut a section the size of one picture out of a second paper plate. Attach the second plate with a brad paper fastener to the center to the first picture plate. Glue the Bible verse on this cover plate. Talk about Jesus being the sacrificial Lamb who died on the cross for our sin so that we can be holy as God is holy.

---

④ **Leviticus Adventure Booklet: (1LEV01ECGF9)** Let the children color the pictures in their booklets as you talk about Jesus being the sacrificial Lamb who died on the cross for our sin so that we can be holy. Fold the page in fourths so that the number one page is the beginning of the booklet. Sing one or more of the songs, including the memory verse song that is written on the first page of the booklet. Review this week’s memory verse as well.

## Ideas for Leviticus, Numbers and Deuteronomy



Have the teacher wear a special robe each week. During the study of Leviticus, you could pretend that it is a priest's robe. During Numbers, you could attach four blue yarn tassels to the bottom edge of your robe. Before each Bible Adventure story, the teacher can read Numbers 15:37-41.

Go through a purifying process each week before the Bible Adventure by having the children wash their hands with wipes and pretend to wash all parts of themselves. God asked the Israelites to be clean on the outside and clean in their hearts so that they could worship Him.

Put a tabernacle tent in the classroom for the nine weeks to be used with different camping ideas each week. The Bible Adventure could be told in the tent if it were large enough.

Use a large map and draw the wanderings of the Israelites through the desert using cardboard cut out people. Moses, Aaron, and Joshua could be set apart as leaders.

Each week before the story, make a parade of offerings to the Lord by having several children carry the following items to the front of the class:

Burnt offering: bull (a stuffed toy)

Grain offering: hard shelled tortillas or any grain

Sin offering: lamb (stuffed animal)

Lamps: olive oil

### Leviticus 20:8, Memory Verse Song

(tune: "Ten Little Children")

"I am the Lord, who makes you holy."

"I am the Lord, who makes you holy."

"I am the Lord, who makes you holy."

Leviticus twenty, eight.



### We Worship God

(tune: "God Is So Good")

#### Leviticus

We worship God, we worship God,

We worship God, God is Ho-o-ly.

#### Numbers

We worship God, we worship God,

We worship God, God is fai-aitful.


#### Deuteronomy

We worship God, we worship God,

God always keeps Hi-is promises.

I am the Lord who makes you holy.  
Leviticus 20:8

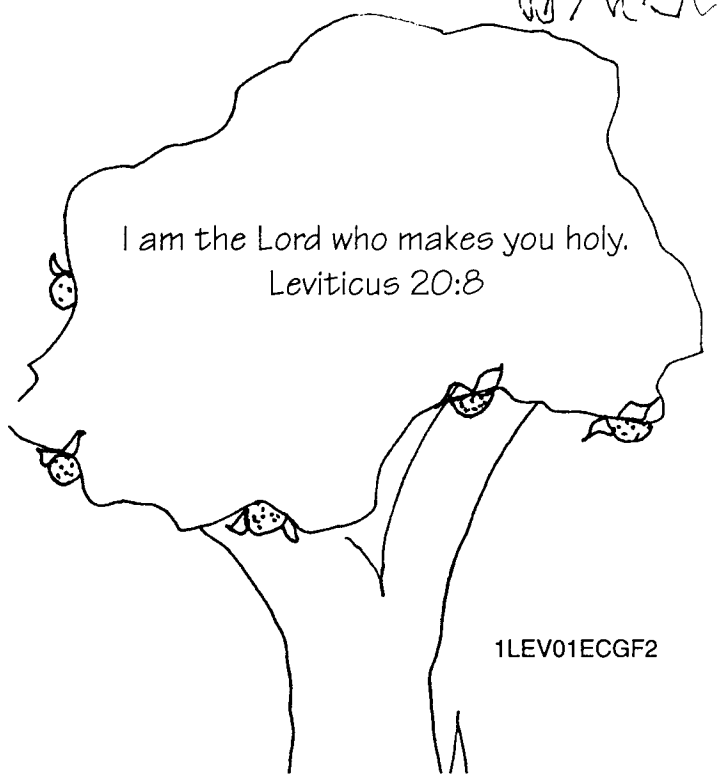

When God created  
Adam and Eve,  
they had no sin.






When Adam and Eve disobeyed God and ate fruit from the "no" tree, they hid from their holy God.


God covered their sin by sacrificing an animal and making clothes for them.





The holy God wanted a holy people  
who would worship Him at the tabernacle.


I am the Lord who makes you holy. Leviticus 20:8



1LEV01ECGF3




God asked each Israelite man to bring his best lamb  
to God as an offering at the tabernacle.  
I am the Lord who makes you holy. Leviticus 20:8




1LEV01ECGF5

*God's people obeyed God and sacrificed a lamb as the way to clean their hearts from sin.*



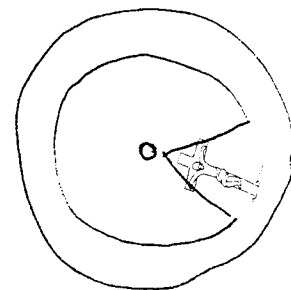
1LEV01ECGF6

God told the Israelites to put lamb's blood around their doors.




The Israelites shouted for joy when the holy God burned the sacrifice.


# Adventure Picture Review



Sample

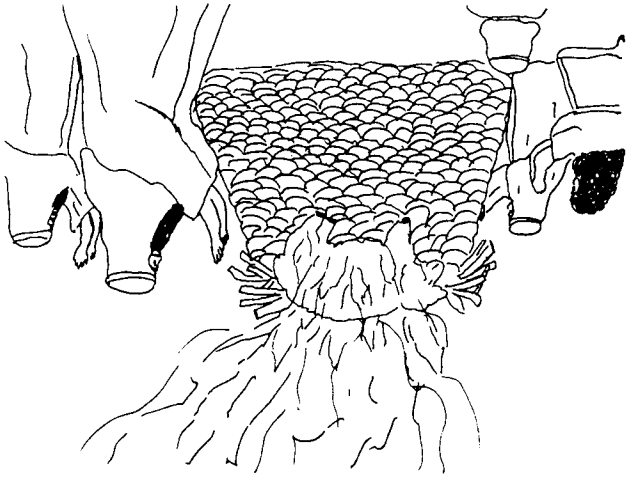


Toilet Paper  
Tube Sheep



3.

God made a way for the Israelites to be holy.




2.

God said, "Be holy, because I am holy." Leviticus 11:45



God wanted the Israelites to be holy and clean in their hearts.


God made a way for me to be holy.



4.

Jesus is the Lamb of God, who takes away the sin of the world. John 1:29


God wanted His holy people to worship Him at the tabernacle.



Leviticus 20:8, Memory Verse Song  
(tune: "Ten Little Children")

"I am the Lord, who makes you holy."  
"I am the Lord, who makes you holy."  
"I am the Lord, who makes you holy."  
Leviticus twenty, eight.

1.



Jesus died on the cross to take the punishment for our sins.

I am the Lord, who makes you holy. Leviticus 20:8

1LEV01ECGF10