

**Materials I Need:**

**Legend:**



= Option 1, Appropriate for 1<sup>st</sup> – 2<sup>nd</sup> Grade

= Option 2, Appropriate for 3<sup>rd</sup> – 6<sup>th</sup> Grade

**Memory Work:**

“I am the Lord who brought you up out of Egypt to be your God; therefore be holy, because I am holy.” Leviticus 11:45

**Aim Questions:**

1. Describe each of the five offerings and what each represented and accomplished.
2. Read Leviticus 10:1-7. Why did the Lord destroy Nadab and Abihu? What can we learn about the seriousness of holiness from this event?
3. When the high priest entered the holy of holies on the Day of Atonement, he wore bells to signify that he was still alive. A rope was also tied around him in case he died in the presence of God; thus, they could drag his body out of the holy of holies. What does this tell you about the holiness of God?
4. How does the Day of Atonement reflect the work of Christ on the cross? How are the two similar and how are they different?



**Hook:**





**Then and Now (Discussion).** This activity is used to get the children thinking about how things might have been different long ago compared to today. Bring in pictures, objects, or information about activities, fashion, transportation, etc., of different periods in history. For instance, people traveled much differently in the 1800's than we do today. What people wore, what they ate, and what they did for recreation were different in different periods of history. Bring in examples of ancient civilizations as well as those since the settling of the U.S. Create a discussion of why things were different, and how they have changed over time. Are things better off now or then? This morning we will hear how the Israelites worshiped God in the Tabernacle. It is different from how we worship today, and there is a very good reason why.




**The Letter of the Law (Sharing and Discussion).** We all live under certain laws--city laws, state laws, and federal laws. We also have rules we follow as well, such as those at school or at home, but the laws are more serious, and the consequences of breaking them are greater. These laws are established by the different levels of government to keep order among the people. Just like the laws, we set up rules so that people know the standards of behavior expected of them.

1. Ask the kids if they can think of any laws. See if they can give examples of several within each level of government. They should have no problem sharing some of their least favorite rules from home or school. If you know a lawyer or police officer, invite them to the class.
2. Do we have laws that dictate how we worship God? How do we know how to worship God if we don't have a list of rules telling us what we need to do? After God brought Moses and the Israelites out of Egypt, He established and provided laws and rituals for them to follow. These set the standards for how they worshiped.


 **Adam and Eve Revisited (*Think and Discuss*).** Remember our study of Genesis? Review with the children chapter 3 in Genesis. Why did Adam and Eve become separated from God? What were the consequences of their sin? How were they able to come back into the sight of God once again? Look up Hebrews 9:22 and talk about why Christ came to die for all the sins of the world once and for all. The Israelites did not have Christ with them in the Tabernacle. They had God dwelling among them, but His holiness demanded that they be free of sin in order to be acceptable before Him. How could their sins be forgiven if Christ had not been born yet?

 **Prepare Yourself to Meet God! (*Writing Exercise*).** Ask the kids to spend 10-15 minutes writing a short paragraph describing how they would prepare if they had an appointment with God tomorrow. Have them write about how they would get ready, what they might wear, what gifts they might take, and what they might say once they arrived. If there is time remaining during the Hook time, you could have them share what they wrote. If not, perhaps at the Took time. The book of Leviticus illustrates the preparations the Israelites went through in order to come before a holy God. What makes these kids think they could fellowship directly with God?

 **Those Nasty Germs! (*Hands-on Activity or Demonstration*).** Talk about general guidelines for personal hygiene. Invite a nurse or doctor to visit the class. Bring in a microscope and look at different specimens that might show germs or bacteria. Bring in some moldy food and talk about what we need to do to keep food from spoiling and making us sick. God established laws for His people cautioning them to avoid “unclean” food and practices. We learn about these regulations in the book of Leviticus. These laws served to do three things:

1. To reflect the holiness of God.
2. To set apart the Israelites from the other pagan nations.
3. To help maintain physical health.

Failure to obey these regulations was considered sin. God cared about His people and wanted them to be healthy and strong physically as well as spiritually. He wants us to take care of our bodies too.

 **Follow These Instructions Carefully! (*Activity*).** Develop a specific set of instructions that the children must follow **exactly**. Have them work in groups of two with one reading the instructions and the other following what they say. These instructions might take them to different parts of the room. Ask them to assemble a complicated object or perform simple repetitive tasks. Today we begin our two-week study of the book of Leviticus. This book was the instruction manual for the priests. God gave these laws to His people through Moses. The Tabernacle priests were a specially chosen group of people from within the Israelites, and they were put in charge of making sure that their holy God was served and worshiped by a holy people.



**Book:**

**Presentation Ideas -**

 **Offerings of Sacrifice for the People (*Illustration/Coloring Page*).** Leviticus 1-7, **1LEV01.GF1**.

**Bible Adventure –**

The story of the Exodus of God’s people from Egypt is an awesome story. Here were a people held captive in a foreign land, made to work as slaves, until God led them to freedom. He continued leading them, in spite of their failures and grumbings, until they came to the foot of Mount Sinai. There they camped for almost a year. During this time, God gave His people the laws they were to live by, and He gave instructions for the building of His tabernacle where He would live among His people.

Now the Israelites had a place for worship, and they had the presence of their great God among them, but they still needed something more. God had shown them, over and over again, that He is a holy God. He told His people that they would become a “kingdom of priests and a holy nation.” Even today, we know that holiness does not just happen--in fact, just the opposite happens when man is left to himself. God knew His people would need rules to know how to worship Him in the right way and they would need

priests to lead them in that worship. This is where the book of Leviticus fits in. In this book of the Bible, God shows His people how they must only approach Him in a holy manner.

First there was a huge issue for the children of Israel to deal with. It's the same one we must deal with today. What is the big barrier between man and God? That's right, it's sin, and it must be dealt with before we can enter into the presence of our holy God. How did God want His children to deal with their sin in those days? We find the answer in Leviticus 17:11: "For the life of a creature is in the blood, and I have given it to you to make atonement for yourselves on the altar; it is the blood that makes atonement for one's life." Look at it this way: the blood of any living creature carries what the body needs to keep on living. The blood represents life itself. When this verse in Leviticus talks about the blood making atonement for one's life, it means that there must be something God uses to take away sin and make us right with Him. That is the process of atonement, and God was telling the Israelites that only the blood of an innocent animal would take away their sin and make it possible for them to approach Him. God set up a system of sacrifices for His people to make to Him in order for them to be made holy.

There were five of these offerings, and each one had a meaning all its own. The first offering was the burnt offering where a bull, male sheep or goat, dove or pigeon was sacrificed. The body of the animal was burned to ashes and was a symbol of total loyalty to God by the one giving the sacrifice.

The second offering was the meal offering. This was cereal and grain offered together with the burnt offering, and it showed that the one making the offering was dedicating everything he owned to God.

The third offering was the peace offering. A bull, lamb, or goat was sacrificed as a way to say thank you to the Lord for the peace that He offers. God allowed some of the meat to be taken home to eat with family and friends to celebrate the peace and thanksgiving which was the result of God's faithfulness.

The fourth offering was the sin offering, which we have already talked about. Different animals were sacrificed for the different groups of people making up the nation of Israel. A priest would offer a different animal to sacrifice than a poor person would. The purpose of this offering was to cleanse a person from unplanned and willful sins.

The fifth offering was the trespass, or guilt, offering. This sacrifice was also done to cleanse a person from sin, but here the sin was one of either forgetfulness toward God or for cheating another person. As part of the offering, the one who sinned was also supposed to go and make things right with the person they had cheated. Usually a ram was sacrificed in this offering.

These Old Testament sacrifices were not a magic formula. They were a way for Old Testament believers to express their love for and faith in God. If they made these offerings without any faith in the One they were offering them to, they became meaningless.

So how were these sacrifices to be made? Again, God had definite ideas about that. They were to be made through a priest. There are three whole chapters in Leviticus that gave instructions to Aaron and his sons, who were to serve as priests for the children of Israel. God was very specific in these laws--the priests were to keep themselves clean both inside and out. They were to carry out their duties exactly the way God told them to. They would be serving inside the tabernacle, in God's very presence, and they needed to have total respect and honor for God's wishes. If they did not, there would be deadly results.

Aaron and his sons had just begun their duties as priests for the people and had begun to offer up to God the sin offering, the burnt offering and the peace offerings. Aaron and Moses came out and blessed the people when something amazing happened. God showed His glory to all the people. Fire came out from Him and instantly burned the animal on the altar to ashes. The people shouted when they saw it and fell on their faces.

After such an amazing sight, wouldn't you think the Israelites, especially the priests, would respect God even more? I'm afraid Aaron's sons, Nadab and Abihu, did not. Ignoring God's laws, they offered what the Bible calls "profane" fire to the Lord. Profane means ungodly, or to treat something holy as if it were worthless. The Bible doesn't tell us where Nadab and Abihu got the fire, only that they showed God in this action that they were careless of Him and did not treat Him with the honor He deserves. God killed Nadab and Abihu that very day, as an example to Aaron and his other sons that God's words are not to be disobeyed.

Was God unfair in his treatment of these two brothers? If God were not the Creator and absolute Ruler of all things, we might be tempted to say yes. But He is. He has every right to command that we honor and obey Him, every right! If we choose to stick our noses in the air and do whatever we feel like doing, it's just like driving a sportscar into a ten-foot-thick brick wall. We don't make the rules, God does!

After the deaths of Nadab and Abihu, God gave Moses more instructions for Aaron. Aaron was not to go into the Holy of Holies in the tabernacle just any time. It would only be on one special day--the Day of Atonement. This day became the most important day on the Jewish calendar. It was the only day the high priest could go into the Holy of Holies and offer sacrifices to totally cleanse the people of their sin. The other sacrifices the priests offered for the people could not do this. Only on the Day of Atonement could Israel's sins be completely forgiven by God. Even then, only those who put their faith in God to save them would receive this forgiveness.

As part of his duties on the Day of Atonement, Aaron was asked to do a most unusual thing. He was to bring two goats into the tabernacle. One goat would be sacrificed, but the other was to be brought alive into God's presence, where the sins of the people would be placed on it. Then it was let loose to run into the wilderness. This goat was called the scapegoat, a word we still hear used today to describe someone who gets the blame or guilt placed upon him. Does this make you think of anyone else in the Bible? "Behold the Lamb of God, who takes away the sins of the world." "And the Lord has placed on Him the iniquity (sin) of us all." These verses speak of God's Son, Jesus Christ, who acted as a scapegoat for all mankind.

What was the biggest problem with the sacrifices the priests offered for the people? They only took away sin for a short time, until the person sinned again. There were sins that could only be taken care of on the Day of Atonement, then Israel had to wait another year. But what about Christ's day of atonement? In one single sacrifice, by offering Himself on the cross, He removed forever ALL the sins of every person who puts their faith and trust in Him! The writer of the book of Hebrews says it best: "Day after day every priest stands and performs his religious duties; again and again he offers the same sacrifices, which can never take away sins. But when this priest (Jesus) had offered for all time one sacrifice for sins, He sat down at the right hand of God. . .by one sacrifice He has made perfect forever those who are being made holy."

Isn't that a marvel? Doesn't it make you want to shout as the Israelites did? Christ's work at the cross is completely finished and there is no need for repeated sacrifices to deal with our sin. Jesus did it all!! Because of Him, we can stand forever blameless before God. Let's thank Him today for what He has done to make us able to approach our awesome, holy God!



### Look:



**Sin Separates Us From God (Craft).** God requires us to be holy because He is holy. Our sin separates us from fellowship with Him. Because of Christ's death on the cross and His blood sacrifice, we have the opportunity to stand blameless before God. Our sins have been hung on the cross with Christ. Assemble the craft page following the instructions on **1LEV01.GF2 Pg. 1**. Use **1LEV01.GF2 Pgs. 2-6** the pieces required to complete this craft. As you work through this craft together, talk about the different Scripture verses highlighted.




**Review and Compare Leviticus 1-7 (Worksheet).** Using **1LEV01.GF3**, review the offerings described in Leviticus chapters 1-7, and compare them to our lives today. How might we be serving God on a daily basis?



**Tabernacle Review (Game).** Make a list of questions based on the content covered during your Bible Adventure time this morning, and use the following game idea to make this review time more fun and challenging. Divide the group into two teams. Choose a "priest" who will be the spokesman for each team. The object of the game is to be the first team to complete the set-up of your tabernacle. Each time a question is answered correctly, that team is allowed to add something to their tabernacle. Be creative in how you assemble each tabernacle. Remember, in addition to the implements found within the tabernacle, you can have the tent sides and posts, and don't forget the

cloud representing God dwelling inside (should be the very last piece).



**Compare Leviticus 1 and Romans 12:1 (Worksheet).**  Use the key to decode the message. Answer the questions comparing the two portions of Scripture, **1LEV01.GF4**. *Answer Key: Message: I am the Lord who brought you up out of Egypt to be your God; therefore be holy, because I am holy. Questions: 1.) faith & obedience 2.) demonstrates faith, obedience is glorifying to God, it is a witness to others, develops godliness.*

---



**Took:**




**Clean Up Your Act! (Coloring Page Daily Reminder).** Have students color **1LEV01.GF5**. Encourage them to take these sheets home and tape them to their bathroom mirror. We can all use a daily reminder to keep us on track. Discuss ways in which we can all develop a closer relationship with our holy God. God is pleased when our lives are totally dedicated to His glory.



**Holy, Holy, Holy ... What Is Holy? (Worksheet and Discussion).** What does it mean to be holy? Look up the definition in a dictionary and discuss its meaning. God, because He is holy, requires us to be holy before Him. How can we be holy? (We can't--that's the point). The only way we can be acceptable in the eyes of God is to come to Christ. Through Him and His sacrifice for our sins, we can come into fellowship with our holy God. Look up the Scriptures listed on **1LEV01.GF6** and match them to the different descriptions of "holy" as referred to in the Bible. Maybe you can find other references to "holy" in other Scriptures. Space has been provided at the bottom of the worksheet for these additions.




**God Takes Sin Very Seriously (Discussion and Prayer).**  Read and discuss the event which occurred in Leviticus 10:1-11. A holy God demands that we be holy as we come before Him to worship. God cannot allow anyone in His presence who has sin. Those who stand before God must be blameless. Conclude your small group time with prayers of confession and thanksgiving for the sacrifice which Christ made on our behalf, allowing us the privilege of coming into the presence of God. This is a perfect opportunity to teach the Gospel.




**Seeking to Have a Clean Heart Before God (Craft).** Each student will need the directions and materials listed on **1LEV01.GF7 Pg. 1** and a label from **1LEV01.GF7 Pg. 2**. Once again, this craft is designed to be placed in a spot where it will remind the student that God wants us to have clean hearts.




**Giving Our Whole Self to God as a Living Sacrifice (Craft Activity).**  Trace the outline of each child's body on a piece of butcher paper. Have the kids color these to match the clothes they are wearing this morning. Cut around the outlined form. Read Romans 12:1, and talk about ways in which we can live our lives daily in service to Christ. How can we dedicate our lives totally to God? What are some of God's standards that we can strive toward as we mature spiritually? Assist the kids in writing out some of these ideas. They can be written directly on the butcher paper form or separately on pieces of paper (perhaps cut in specific shapes, such as hearts) and pasted on the butcher paper drawing. Encourage the kids to take these home and tape them to their bedroom or bathroom doors. You may choose to tape them to the walls in the classroom and leave them up for a couple of weeks before sending them home.

# Offerings of Sacrifice for the People



# “Sin Separates Us From God” Craft Instructions



You will need:

- ☞ 1 piece of green construction paper
- ☞ 1 cross from 1LEV01.GF2 Pg. 2 copied onto light brown or tan paper
- ☞ 1 cloud of sin from 1LEV01.GF2 Pg. 3 copied onto gray paper
- ☞ 1 title label, “Our Sin Separates Us From God,” from 1LEV01.GF2 Pg. 4 copied onto white paper
- ☞ 2 verse labels from 1LEV01.GF2 Pg. 5 & 6
- ☞ 1 gold foil sticker
- ☞ 1 piece of yarn approximately 12” long

1. Cut and paste the cross at the top center of the green construction paper.
2. Paste the title label, “Our Sin Separates Us From God,” at the bottom of the page.
3. Draw a picture of yourself above the title strip, but at the far left side of the page (keep it below the cross).
4. Paste the gold foil sticker at the far right edge, even with child’s drawing opposite to it. Write “God” inside the gold sticker.
5. Cut out the cloud of sin. Using a pencil or point of the scissors, poke a hole in the top of the sin cloud.
6. Poke another hole in the top of the cross. From the back of the page, thread the piece of red yarn through the hole in the cross, coming out the front.
7. Thread yarn through the sin cloud from the back to the front, and tie a knot in the end of the yarn. Make the knot large enough to keep the yarn from pulling back through that hole. It’s a good idea to tie a knot in the other end of the yarn too.
8. Paste the two Scripture verse labels, one on either side of the cross.
9. As you pull the yarn through the back, the cloud of Sin moves upward, opening the division between you and God, coming to rest on the cross.

Sin


Sin

Sin

Sin

Sin

Sin



*Our Sin Separates Us From God*

*Our Sin Separates Us From God*

*Our Sin Separates Us From God*

*Our Sin Separates Us From God*

*Our Sin Separates Us From God*

*Our Sin Separates Us From God*

*Our Sin Separates Us From God*

*Our Sin Separates Us From God*

*Our Sin Separates Us From God*

*Our Sin Separates Us From God*

**John 1:29**

“Look, the Lamb of God, who takes away the sin of the world!”

**John 1:29**

“Look, the Lamb of God, who takes away the sin of the world!”

**John 1:29**

“Look, the Lamb of God, who takes away the sin of the world!”

**John 1:29**

“Look, the Lamb of God, who takes away the sin of the world!”

**John 1:29**

“Look, the Lamb of God, who takes away the sin of the world!”

**John 1:29**

“Look, the Lamb of God, who takes away the sin of the world!”

**John 1:29**

“Look, the Lamb of God, who takes away the sin of the world!”

**John 1:29**

“Look, the Lamb of God, who takes away the sin of the world!”

**John 1:29**

“Look, the Lamb of God, who takes away the sin of the world!”

**John 1:29**

“Look, the Lamb of God, who takes away the sin of the world!”

**John 1:29**

“Look, the Lamb of God, who takes away the sin of the world!”

**John 1:29**

“Look, the Lamb of God, who takes away the sin of the world!”

**Colossians 2:13-14**

“He forgave us all our sins, having canceled the written code, with its regulations, that was against us and that stood opposed to us; He took it away, nailing it to the cross.”

**Colossians 2:13-14**

“He forgave us all our sins, having canceled the written code, with its regulations, that was against us and that stood opposed to us; He took it away, nailing it to the cross.”

**Colossians 2:13-14**

“He forgave us all our sins, having canceled the written code, with its regulations, that was against us and that stood opposed to us; He took it away, nailing it to the cross.”

**Colossians 2:13-14**

“He forgave us all our sins, having canceled the written code, with its regulations, that was against us and that stood opposed to us; He took it away, nailing it to the cross.”

**Colossians 2:13-14**

“He forgave us all our sins, having canceled the written code, with its regulations, that was against us and that stood opposed to us; He took it away, nailing it to the cross.”

**Colossians 2:13-14**

“He forgave us all our sins, having canceled the written code, with its regulations, that was against us and that stood opposed to us; He took it away, nailing it to the cross.”

**Colossians 2:13-14**

“He forgave us all our sins, having canceled the written code, with its regulations, that was against us and that stood opposed to us; He took it away, nailing it to the cross.”

**Colossians 2:13-14**

“He forgave us all our sins, having canceled the written code, with its regulations, that was against us and that stood opposed to us; He took it away, nailing it to the cross.”

**Colossians 2:13-14**

“He forgave us all our sins, having canceled the written code, with its regulations, that was against us and that stood opposed to us; He took it away, nailing it to the cross.”

**Colossians 2:13-14**

“He forgave us all our sins, having canceled the written code, with its regulations, that was against us and that stood opposed to us; He took it away, nailing it to the cross.”

**Colossians 2:13-14**

“He forgave us all our sins, having canceled the written code, with its regulations, that was against us and that stood opposed to us; He took it away, nailing it to the cross.”

**Colossians 2:13-14**


“He forgave us all our sins, having canceled the written code, with its regulations, that was against us and that stood opposed to us; He took it away, nailing it to the cross.”

# Review and Compare Leviticus 1-7


Review the information from today's Bible Adventure which covered the instructions from God to the Levite priests regarding the sacrifices. How do these sacrifices relate to our relationship with a holy God today? Fill in the spaces provided opposite the description of the sacrifice with possible ways in which we might bring these things before God today. Because of Christ's death on the cross at Calvary, we can now go directly to God with our confessions, thanksgivings and supplications.

## Offerings

## Today's application

<p>1. The first offering was the burnt offering (Lev. 1:3-17). This offering signified the worshiper's act of total dedication to God. It was voluntary, and a bull, male sheep, male goat, dove or young pigeon was sacrificed.</p>	<p>Total dedication to God.</p>
<p>2. The second offering mentioned was the meal offering (Lev. 2:1-16; 6:14-23). This, the only bloodless sacrifice, was cereal and grain offered together with the burnt offering, and it represented the dedication of one's possessions to God.</p>	<p>Dedication of one's possessions. Service and devotion to God.</p>
<p>3. The third offering was the peace offering and involved the sacrifice of a bull, lamb, or goat, male or female (Lev. 3:1-17; 7:11-36). This offering was an expression of thanksgiving to the Lord for the peace that He offers. Some of the meat offered at the tabernacle was taken home to eat with family and others in commemoration of the peace and thanksgiving (Ps. 116:16-17) which resulted through God's covenant faithfulness.</p>	<p>Expression of thanksgiving/fellowship with God.</p>
<p>4. The fourth offering was the sin offering (Lev. 4:5-13; 6:24-30). Different animals were required for the different groups of people within Israel. A female goat or lamb for a layperson, a dove or young pigeon for a poor person, and flour for the destitute. This offering provided cleansing for both inadvertent and intentional sins.</p>	<p>Confession of inadvertent and intentional sins.</p>
<p>5. The fifth offering was the trespass or guilt offering, and it usually involved a ram. Restitution was also required to the wronged party. The distinction between the guilt and sin offerings was the sin offering was for failure in one's own life whereas the guilt offering was for forgetfulness against God or fraud towards others.</p>	<p>Seek forgiveness when God takes a back seat in our lives or when we deceive others.</p>
<p> In Chapter 16, God sets forth instructions for the most important day on the Jewish calendar, the day of atonement. It was the only day in which the high priest would enter into the "holy of holies" in order to bring cleansing to the entire nation, both corporately and individually. By doing this, Israel was able to approach God's presence in the tabernacle for another year.</p>	<p>All sin is forgiven - past, present and future. Christ paid this price for believers once and for all.</p>

Using the key, decode the following message.



Compare  
Leviticus 1 and Romans 12:1


What do you think was pleasing to God about the burnt offering in the Old Testament?

Why does God want Christians to offer themselves as living sacrifices?

What are some things that might stand in the way of our becoming living sacrifices to God?

How do we overcome these obstacles?

9      1 13      20 8 5      12 15 18 4  
 23 8 15      2 18 15 21 7 8 20  
 25 15 21      21 16      15 21 20      15 6  
 5 7 25 16 20      20 15      2 5  
 25 15 21 18      7 15 4 ;  
 20 8 5 18 5 6 15 18 5  
 2 5      8 15 12 25 ,  
 2 5 3 1 21 19 5      9  
 1 13      8 15 12 25 .



**KEY:**

1	2	3	4	5	6	7	8	9	10	11	12	13
A	B	C	D	E	F	G	H	I	J	K	L	M
14	15	16	17	18	19	20	21	22	23	24	25	26
N	O	P	Q	R	S	T	U	V	W	X	Y	Z

# CLEAN UP YOUR ACT ! ! !

## Total Dedication To God


“I am the Lord who brought you up out of Egypt to be your God; therefore be holy, because I am holy.” Leviticus 11:45

Where?

In my home, school  
or neighborhood.




What?



Surrendering attitudes, desires, abilities and thoughts to God

How?



Bible Study


Bible School lesson review during the week

Prayer



When?

this week  
each day  
now



each hour  
moment by  
moment

# Holy, Holy, Holy...What is Holy?

Write the dictionary's definition of "holy" in the space provided below.

---

---

---

Look up the verses listed below, and match them up with the Bible's description of "holy" listed on the right.

Ephesians 1:4

People possessed by God.

Leviticus 11:44

Saved by grace, called according to His purpose.

Exodus 3:5

Chosen as blameless people before creation.

Deuteronomy 7:6

Presence of God.

Colossians 1:23

Separated from other

Exodus 19:6

God.

2 Timothy 1:8

Presented before God beyond reproach.

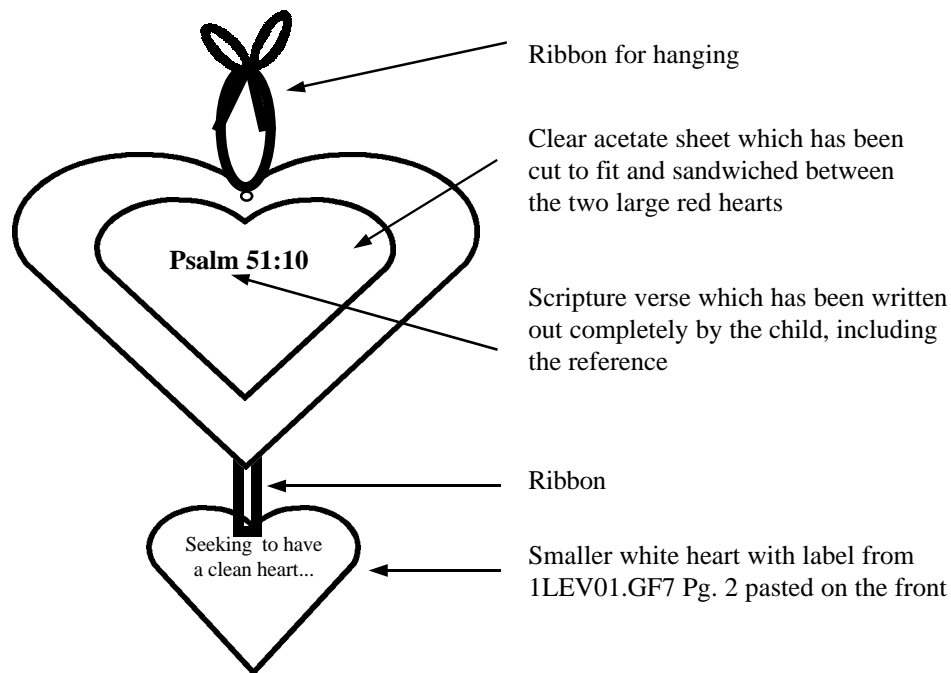
---

---

---

Use the lines above to list additional Scriptures describing what it is to be holy.

# Seeking to Have a Clean Heart Craft Instructions



You will need:

- 2 sheets of red construction paper
- 1 piece of clear acetate or wrap, 9" x 12"
- 2 pieces of ribbon, 3 1/2 in. and 20 in. long
- Scissors
- Glue
- Hole punch

1. Cut out equal hearts as large as possible on the pages.
2. Gently fold these over and cut out the inside in a heart shape.
3. Cut a piece of clean acetate or wrap in a heart shape to fit between the two red hearts.
4. Paste the acetate heart down and put glue on the other heart shape, but wait before pasting them together.
5. Paste the short piece of ribbon at the center bottom of the heart, so that it hangs down.
6. Paste the other heart on top so that the clear acetate and short ribbon have been sandwiched between.
7. Punch a hole at the top of the heart through all three layers.
8. Thread the long piece of ribbon through the hole and tie the ends in a bow, leaving a large enough loop to hang over a door knob.
9. Cut two smaller white hearts exactly the same size and paste them together, sandwiching the last 1" or so of the ribbon which is hanging down from the red hearts.
10. Paste the label from 1LEV01.GF7 Pg. 2 on the lower white heart.
11. Look up Psalm 51:10, and write this in the clear section of the heart. Be sure to use a permanent marker with a large enough tip so you can read the words from a short distance.

Use this as a good reminder that Christ can help us keep our hearts clean!



<p><b>Seeking to have a clean heart before God.</b></p>	<p><b>Seeking to have a clean heart before God.</b></p>
<p><b>Seeking to have a clean heart before God.</b></p>	<p><b>Seeking to have a clean heart before God.</b></p>
<p><b>Seeking to have a clean heart before God.</b></p>	<p><b>Seeking to have a clean heart before God.</b></p>
<p><b>Seeking to have a clean heart before God.</b></p>	<p><b>Seeking to have a clean heart before God.</b></p>
<p><b>Seeking to have a clean heart before God.</b></p>	<p><b>Seeking to have a clean heart before God.</b></p>
<p><b>Seeking to have a clean heart before God.</b></p>	<p><b>Seeking to have a clean heart before God.</b></p>