

Materials I Need:









Legend:

-  = Option 1, Appropriate for 1st – 2nd Grade
-  = Option 2, Appropriate for 3rd – 6th Grade

Memory Work:

“The LORD said to Gideon, ‘With the three hundred men that lapped, I will save you and give the Midianites into your hands.’” Judges 7:7a

Hook:

- Review the Judges (Review/Game).** ,  Use the judges “activity cards” from last week’s lesson, **JDG02.GF12 Pgs. 1 - 3**, to review the judges that have been studied so far. Introduce Gideon today. You may also choose to play one of the games associated with the cards.
- Setting Up Your Own Army (Discussion).** ,  Explain to the students that you are setting up an army to defend Spokane from enemy attackers. The enemy is known for sneaking in and invading the city on camels and stealing food and livestock. Ask the students the following questions: If we needed to put together a strong army, whom would we choose to lead it? What qualifications would the leaders need? How many soldiers would we need if the enemy had 135,000 soldiers? Would we need camels too, or could we defend the city simply on foot? What weapons would be best? Should we plan our attack of the enemy at night or during the day? Play this theme up. Wear camouflage clothing, paint your face, etc. Bring in a map of the city, use toy soldiers, army vehicles, etc., to plan your strategies. When talking about choosing weapons, show pictures of all different kinds of modern and ancient weapons. Don’t forget to have a trumpet, jar, and a torch as items from which to choose. On the whiteboard or on a piece of butcher paper, list those qualifications or ideas the students said were important. You can then use this during the BOOK time to refer back to, showing how God’s battle plan was a bit different from what we would normally set up ourselves.
- Take A Drink (Activity).** ,  As the students enter the classroom have plastic bowls filled with water on a table at one end of the classroom. Ask each student to drink the water from an individual bowl. Record the student’s name and how they decided to drink the water. Make a chart or list showing who drank which way. The students will be curious as to why you are asking them to do this. Explain to them that it will make sense to them once they hear today’s Bible Adventure.
- Meet the Missionary (Guest Speaker/Discussion).** ,  Invite a missionary or pastor to the class. Have them discuss how they were called to ministry and what they do. Tell the students that they will learn about a special judge who was called to do God’s work. You may want to give the speaker a list of questions to be answered (e.g., When were they called? Where has God led them? What types of accomplishments for God have they done?)



Judges Sin Cycle Hopscotch (Review/Game). Use the Hopscotch game from the first week's lesson (**JDG01.GF3 Pgs. 1 &2**) for review. This week add Gideon, Tola, and Jair to the judges' names already in the squares. Have the entire team say the following:

- Rebellion, Regret, Repentance, Restoration by Othniel, Rest for the nation.
- Rebellion, Regret, Repentance, Restoration by Ehud, Rest for the nation.
- Rebellion, Regret, Repentance, Restoration by Shamgar, Rest for the nation.
- Rebellion, Regret, Repentance, Restoration by Deborah, Rest for the nation.
- Rebellion, Regret, Repentance, Restoration by Gideon, Rest for the nation.
- Rebellion, Regret, Repentance, Restoration by Tola, Rest for the nation.
- Rebellion, Regret, Repentance, Restoration by Jair, Rest for the nation.



Book:

Presentation Ideas -



Act Out the Gideon Story (Skit/Role-Play). Items needed:

- a large pan of water to show how to drink
- trumpet/bugle
- sheepskin seatcover or a piece of fleece
- clay jar or pot
- flashlight with red and yellow crepe paper streamers taped to the end
- piece of raw steak
- loaf of french bread
- piece of burned steak, piece of burned french bread
- Gideon costume

For the costume, you might make a golden ephod out of cardboard, using gold paint and glitter. Be creative. This is a great time to practice your dramatic skills. (Be careful when you break the pot that you don't injure any of the students.) There should be lots of trumpet blasting, yelling, etc. You may even want to have all the students act as the army and use the torches made during the LOOK time to do a surprise attack on the class next door!



Surprise Attack (Role-Play). After the HOOK time, tell the students to prepare for the BOOK time by getting a chair and quietly bring it to the story circle. As they begin to do this, have one teacher flash the lights on and off as the other teachers yell, blow a horn or whistle, and run around the room through the students. This will surprise the students, causing confusion, and they will not be sure what to do. This should last only for a moment. Just before you begin the Bible Adventure, discuss with the students how it felt to have a surprise "attack." Were they confused, afraid, or shocked? In today's Bible Adventure, they will hear about a surprise attack.



Sacrifice to the Lord (Illustration/Coloring Page). Judges 6:19-24, **JDG03.GF1.**



Gideon's Fleece (Illustration/Coloring Page). Judges 6:36-40, **JDG03.GF2.**



The Men Are Chosen (Illustration/Coloring Page). Judges 7:4-6, **JDG03.GF3.**



The Army Attacks the Midianites (Illustration/Coloring Page). Judges 7:19-23, **JDG03.GF4.**

Bible Adventure –

Let's begin today's Bible lesson by reviewing what we've already learned from the book of Judges.

1. Who was the first judge? (*Othniel - 3:9*)
2. Who was the second judge? (*Ehud - 3:15*)
3. Who was the third judge? (*Shamgar - 3:31*)
4. Who was the only woman judge? (*Deborah - 4:4*)
5. What are the five stages of the "sin cycle"? (*Rebellion, regret, repentance, restoration, and rest*)

Today, we're going to look at another cycle of sin that God's people fell into, and another judge whom God raised up to deliver them.

After Deborah died, the Israelites once again took up evil ways of living and rebelled against God (6:1). So God allowed the people of Midian to come into the land and steal the Israelites' food and animals, until they had nothing left. After seven years of this, God's people again repented and cried out to Him for help. So the angel of the Lord appeared to a man called Gideon, who was to be Israel's next judge. Gideon lived in a town called Ophrah, and his family belonged to the tribe of Manasseh. Gideon's family was the weakest in that tribe, and he was the youngest member of the family. By choosing Gideon, God did something He often delights in doing. He chose the weakest one in order to show His strength. Gideon's story is very interesting because it's the story of a man learning to trust in God.

When Gideon heard that God wanted him to lead the Israelites in fighting the Midianites, he was not so sure that he was the man for the job. He asked the angel for a sign so he would know for sure that this was what God wanted him to do. He brought some goat meat and some bread and laid them on a rock as an offering to God. The angel touched them with the tip of his staff, and fire came up out of the rock and burned the meat and the bread. Now Gideon knew that this was no ordinary angel, but God Himself. Gideon worshiped God and obeyed Him when He told Gideon to pull down the altar that had been built to a false god. Gideon's trust in God was growing, but he still was not ready to lead the Israelites into battle.

Now Gideon asked for another sign. He had a sheep wool fleece that he told God he would put out on the ground, and he asked that it would be soaking wet while the ground around it stayed dry. Sure enough, the next morning the wool fleece was soaked while the ground around it was dry. Gideon squeezed a full bowl of water from the fleece.

Gideon wanted to be absolutely sure of what God wanted him to do, so he asked for one more sign. This time he asked that just the opposite would happen with the fleece—the ground would be wet but the fleece would remain totally dry. God showed His care, patience, and love for Gideon by doing what he asked. This time the ground was wet and the fleece was dry! Seeing God do this helped Gideon's faith grow even more.

Gideon gathered 32,000 men from four tribes of Israel at Mt. Gilead. But the armies of the Midianites totaled over 135,000, as they camped in the nearby Valley of Jezreel. This was over four Midianite soldiers for every one Israelite soldier—not very good odds, but God was not finished with testing the faith of His people. Even though the Israelite army was smaller, God knew that if they beat the Midianites they would think they had done it on their own. So God had Gideon send all but 10,000 of his soldiers home. Still, God thought this was too many.

God had Gideon take his army down to the Jordan River to get a drink. Little did they know that they were about to take a test as they drank. All the men who knelt down and drank with their mouths in the river were sent home, but the men who lifted the water up in their hands and lapped it up stayed with Gideon. Can you guess how many soldiers Gideon had left to fight the Midianites? 300! Just 300 Israelites to fight 135,000 Midianites!

The Lord said to Gideon, "With the three hundred men that lapped, I will save you and give the Midianites into your hands." But Gideon was a little worried about these odds, so God sent him down to the Midianite camp to listen secretly to the soldiers talking. He heard one of them say that God had given the Midianites into Gideon's hands. Gideon was very encouraged when he heard this, and he went back and prepared a battle plan for his small army.

After Gideon shared his plan with his soldiers, they put it into action. They timed their attack for 10:00 that night, when the Midianite guards would be changing their shifts. Gideon had divided his army into three companies. Each man carried a trumpet, a big empty jar, and a torch hidden inside the jar. They would surround the valley where the Midianites were camped. Gideon led his 100 men to the edge of the valley. What do you think they did? Did they run into the camp with swords flashing? No, Gideon's plan was much more unique than that! He blew his trumpet, smashed the jar and held his torch up high. Then all the Israelites did the same. What a noise they made—trumpets blaring, jars smashing, and all the Israelites yelling, "For the Lord and for Gideon!" The Midianites were terrified. It looked and sounded as though they were totally surrounded by a huge, fierce army. In their panic, they began to hack a way of escape for themselves; only it was their own men they were killing!

Gideon and his men chased down the Medianites who escaped. It took a few days to catch the Midianite leaders, Oreb and Zeeb. Gideon's men were very tired but returned home as heroes. The word about what God had done through Gideon and his 300 men spread throughout the nation, and the Israelites came to Gideon and asked him to rule over them. Gideon's reply to this was great. He said, "I will not rule over you, nor will my son rule over you. The LORD will rule over you" (8:23). Because Gideon had learned to put his trust in God, God used him as a great leader for Israel.

Gideon did make a mistake, however. The Israelites had taken many gold earrings from the Midianites and Gideon asked each of them to give him one earring. They were glad to do this, and Gideon ended up with 43 pounds of gold earrings. These he took and made into a golden ephod, or breastplate, like the ones the Israelite priests wore. He set it up in the city, and sadly, the Israelites began to worship it. Not satisfied with the God who created everything, and who had just delivered them from yet another enemy, they turned again to an idol. After Gideon died, the Israelites went right back into another sin cycle.

If you were going to fight against a fierce enemy and had to choose one person to lead your army, what kind of person would you pick? Would you want a big army or a small one? We'd pick a courageous, strong person to lead, and get as many in our army as we could, wouldn't we? To us, it only makes sense to do it that way, but God plays by different rules. God's glory is very important to Him, and He will do whatever will bring glory to Himself. That is why He chose young, unsure Gideon to lead, and shrunk the Israelite army down to 300. That way, there would be no doubt that it was God who had won the battle.

It's so easy to trust in our own strength and abilities, isn't it? However, God desires that we trust in His power and not our own. Whenever we do that, there will always be great victory and glory to God. When we try to go about our own way, there will eventually be defeat. Next time you're faced with a task that overwhelms you, why not get yourself out of the way and trust your all-powerful God to work out a solution. He can do whatever He pleases. Let's pray that God will help us to trust in Him all the time!

Aim Questions:

- 1. What did God command the nation of Israel to do to the people living in their land?** *To completely drive them out (1:28; cf., Joshua 23:5, 13).*
- 2. Why did God want them to do this?** *Because He knew if they didn't, they would be tempted to follow after their gods (2:1-2).*
- 3. How did God deal with their disobedience?** *He allowed foreign nations to invade them and oppress them (2:14).*
- 4. What did the people do when they felt God's punishment?** *They cried out to God for deliverance.*
- 5. What is the five-step cycle of failure?** *Rebellion, Regret, Repentance, Restoration, and Rest.*
- 6. What were the names of the first four judges?** *Othniel, Ehud, Shamgar, and Deborah.*
- 7. Who is our Judge and Deliverer?** *Jesus Christ.*
- 8. What were the two signs Gideon asked from the Lord?** *To keep the fleece wet while the ground was dry; and to keep the fleece dry while the ground was wet.*
- 9. Why did God whittle away the army of 32,000 down to 300?** *He didn't want them to boast that they defeated the enemies.*
- 10. What was Gideon's battle plan?** *He had each company of 100 men blow their trumpets, smash their jars, and raise their torches, to make it look like a huge army was coming.*
- 11. What happened when they did this?** *The Midianites and Amalekites became fearful and started killing each other.*
- 12. What areas of your life do you need to trust God for?**
- 13. Is there some sin that you are stubbornly holding on to that will trap you into the "sin cycle"?**



Look:



The Trust Game (Game). The object of the game is to help teach the students to trust God. Gideon learned to trust God to deliver Israel, and we can trust God, too.

Bring in a pillow and place it on the ground. Have the students line up single file, then, one at a time, have them fall backwards into the arms of two helpers who catch him/her. The pillow is there in case the student falls.

Have everyone separate into groups of eight or nine. In each group, there will be seven or eight pushers/catchers and one “pushee.” Have the pushers face each other and have the “pushee” stand in between them. The “pushee” then closes his/her eyes and lets the pushers **gently** push him/her between them. The more rigid the “pushee” is, the better. Switch positions so that everyone has a turn. Put an “X” on the floor where the students are to keep their feet.

DEBRIEF: We saw that Gideon learned to trust God; we need to learn the same thing. It may be hard to trust people, but God can **always** be trusted. Did you find it hard to trust in this game? God upholds us with His right hand--we need not fear. (Younger students typically trust their teachers greater. Let them know that, even as they trust their teachers, they can trust God even more.)



Impossible Odds (Visual Aid). To help the student visualize what Gideon and his 300-man army faced, print one copy of **JDG03.GF5 Pgs. 1-3** and nine copies of **JDG03.GF5 Pg. 4**. Lay out the pages on a desk or tabletop from end to end with Gideon's army on one side and the enemy's army on the other side. Discuss how Gideon's 32,000-man army was cut down to 300 men. First, all those who were frightened (22,000) were dismissed. (See Deuteronomy 20:8.) Only 10,000 remained. Out of the 10,000 remaining, only 300 were chosen to go into battle. Calculate the odds they faced: $135,000 \div 300 = 450$ to 1 odds.



Building Trust Through Obedience (Worksheet). Have the students look up the verses on **JDG03.GF6** and color the word TRUST. Tell them that God was building Gideon's faith and trust as He prepared him for His work. God builds our faith as He prepares us for His service as well. Discuss these verses as they apply to situations in their lives.



How Do You Eat Your Oreo? (Snack). Gideon chose his army by the way each person drank his water. It might be fun to give the students something like Oreo cookies for snack time and observe how they eat them. Do they eat the entire cookie, or do they take the top and bottom off and eat the filling first? Depending on what you observe, you could use that for selection of the teams for a game, groupings for crafts, or discussion circles.



Torches (Snack). Using flat-bottom ice cream cones, a cake mix, one can of vanilla frosting, and red food coloring, you can make fun “torches” for snacks. Using the ice cream cones instead of paper liners, mix and bake cupcakes as per package directions. Be careful not to overfill! Put frosting in a bowl. Mix in red food coloring. Frost cupcakes and sprinkle with red and yellow sprinkles. Discuss how torches were used in the Bible Adventure today.



Torches, Jars, and Horns (Craft). Each student will need:

- a paper bag
- a toilet paper tube
- two 8" squares of tissue paper (one red and one orange)
- a 12" piece of yarn
- ½ of a light colored 8 ½ x 11" sheet of paper
- tape
- hole punch

Have students use markers to decorate a toilet paper tube (torch), paper bag (jar), and one side of the paper (horn). Have them roll the sheet of paper into a cone shape and tape. Snip one inch off the small end so that they can blow the horn. Students can make flames for their toilet paper tube torch by picking up each piece of tissue paper (one at a time) in the very center with one hand and shaking it (as you do a thermometer). Have them tape or glue inside the tube opening. Punch a hole at the open end of the bag and one in the bottom of the tube torch. Use the yarn to tie the two together so that the bag (jar) can be put over the torch and taken off again without being misplaced. These can now be used as props to act out today's Bible Adventure.

- What Did He Say? (Memory Work).** 🎵, 🦋 Using the key, have students solve the memory verse puzzle, **JDG03.GF7**.
 - Aim Questions (Worksheet).** 🎵 Answer the following questions about today's Bible Adventure, **JDG03.GF8**.
 - Passage Review Questions (Worksheet).** 🦋 This booklet contains many questions from the Scripture passage covered in today's lesson. Students may work on them in class and complete them during the week at home, **JDG03.GF9**.
-

 **Songs:**

- Sin Cycle** 🎵 (tune: "Frere Jacques")
 Sin was punished; sin was punished. (Raise one fist straight up to the sky.)
 "Help," they cried; "Help," they cried. (Fold your hands in a prayer position.)
 Go-od sent a ju-udge; Go-od sent a ju-udge. (Bring down your fist like a gavel.)
 Peace outside; peace inside. (Stretch out your arms, smile, then pat your heart.)

- Can We Take the Land?** 🎵 (tune: "Row, Row, Row Your Boat")
 Can we take the land? Can we trust the Lord? (March with your arms.)
 Chariots are way too strong. (Flex your muscles.)
 We will just give up. (Relax your body in a slump.)

Can we take the land? Can we trust the Lord? (March with your arms.)
 God is bigger; God is stronger. (Flex your muscles.)
 We will not give up. (Sit up straight and breathe deeply.)

- There Was a Judge From Israel** 🎵 (tune: "B-I-N-G-O")
 (Write the four judges' names on the board so the students can spell them as they sing.)

There was a judge from Is-ra-el
 And Othniel was his name-o. (Insert the names Ehud, Shamgar, Deborah, and
 O-T-H, N-I-E-L...O-T-H, N-I-E-L...O-T-H, N-I-E-L Gideon in the next verses.)
 And Othniel was his name-o.



Took:

- Invasion of the Camel Snatchers (Game).** 🎵, 🦋 This game can be completed if you have worked through the Passage Review Questions (see LOOK time activities). Play this game like "Steal the Bacon" (see instructions on **JDG03.GF10**). Divide the students into two or three teams (Israelites, Midianites, and Amalekites). Assign students from each team the same answers from the passage review questions. The teacher will then read the question, and the two students with that answer must call it out loudly and run to the center where an item to snatch is located. This item might be anything from a bowling pin to a stuffed animal. The first person to the center should snatch the item and run back to his or her team before one of the other opposing team players tag him. If he or she snatches the item first, the team gets one point. If he or she returns to his or her team without being tagged, the team gets two more points. If the other team tags him or her, they get one point. The team with the most points at the end of the game wins a prize such as a Gideon Gum Ball.



What is God Preparing Me For? (Discussion/Prayer Time). 🦋, 🦋 Reviewing the Bible

Adventure presented this morning, tell the students that they can now see how God chose Gideon and then prepared him for fulfilling what God had called him to do. Explain that we can see some of that same preparation for Moses, Samuel, the disciples, and Paul. God calls us to be His children, to serve Him, to glorify Him, and to show His power (of salvation) to those around us. Talk specifically to your students to find out if they are His children, and if so, how God has been preparing them or growing them spiritually to trust and depend more and more on Him. Can they see perhaps what God might be preparing them for? This may be as simple as God preparing them to have more patience with their siblings to preparing a student to be a missionary with their family. Tell them that God can use us for the small things as well as the big stuff too. God uses all of His children to further His Kingdom. We are all being prepared for something.



Here Comes The Judge (Review Game). 🦋, 🦋 Use the hand signals below to help the students remember the judges.

Ehud, the Left-Handed Judge: Form an “L” with your left hand using your thumb, index, and middle finger. Use your left hand to reach across your waist, pull out an imaginary sword from its sheath and hold it up with your arm straight forward.

Deborah, the Lady Leader, a Prophetess, and a Judge: Make a hand motion from the top of the head down to the neck to indicate long, flowing hair (lady leader). Put your hand to your mouth with fingertips together, and then bring away and open hand as if words are coming forth (prophetess). Pound one hand in the open palm of the other hand as if it were a gavel (judge).

Gideon—From Fleeces to Flaming Torches: Rub one open hand on your other arm (fleece). Hold your arm up as if bearing a torch (torch).

Strong Samson/Weak Samson: Put both arms up as if flexing muscles in a body builder pose (strong). Do a thumbs down sign with both hands (weak).


Sacrifice to the Lord



Gideon's Fleece




The Men Are Chosen




The Army Attacks the Midianites




Impossible Odds



Gideon's Army: 32,000 men






31,000


Gideon's Army
32,000

32,000



300 Chosen Men

The Midianite Army: 135,000 Men



Building Trust Through Obedience

Look up the verses below which talk about obediently trusting God.
Write out the verse on the lines provided next to the reference.
Color the letter in the word "TRUST" with the color indicated.



T Hebrews 2:13 (*Red*) _____

R Isaiah 26:4 (*Blue*) _____

U Philippians 2:8 (*Yellow*) _____

S Psalm 103:20 (*Green*) _____

T Exodus 19:5 (*Orange*) _____

What Did He Say?

“The ☹️👉☀️👉 said to 👉👉👉👉👉, ‘With the 📀📀📀📀📀📀
 📀📀📀📀📀📀📀📀📀📀📀📀 that 📀📀📀📀📀📀 I will
 📀📀📀📀📀📀📀📀📀 and give the 📀📀📀📀📀📀📀📀📀 into
 your 📀📀📀📀📀📀.’”

Use the key below to solve the memory verse puzzle.

A	B	C	D	E	F	G	H	I	J	K	L	M	N	O	P	Q	R	S	T	U	V	W	X	Y	Z		
👉	👉	👉	👉	👉	👉	👉	👉	👉	😊	😊	☹️	☀️	☠️	👉	👉	➔	☀️	💧	❄️	✝️	✝️	✝️	✝️	✝️	☾		
a	b	c	d	e	f	g	h	i	j	k	l	m	n	o	p	q	r	s	t	u	v	w	x	y	z		
📀	📀	📀	📀	📀	📀	📀	📀	📀	📀	📀	📀	📀	📀	📀	📀	📀	📀	📀	📀	📀	📀	📀	📀	📀	📀	📀	

“The _____ said to _____, ‘With the
 _____ that _____ I
 will _____ and give the
 _____ into your _____.’”

Aim Questions

Answer the following questions about today's Bible Adventure.

1. What is the five-step cycle of failure (sin)?
2. What were the names of the first four judges?
3. What was the name of the judge in today's Bible adventure?
4. Who is our Judge and Deliverer?
5. What were the two signs Gideon asked from the Lord?
6. Why did God whittle away the army of 32,000 down to 300?
7. What was Gideon's battle plan?
8. What happened when they did this?

*What areas of your life do you need to trust God for?
He will never fail you.
He is worthy of your trust and praise!*



***"The LORD said to Gideon,
'With the three hundred men that lapped
I will save you and give the Midianites
into your hands.' "*** ***Judges 7:7a***

Passage Review Questions

Judges 6:1 – 10:5

1. After the death of Deborah, the Israelites went back to worshiping idols. What did the Lord do to them? 6:1
2. What did the Israelites do because the oppression was so great? 6:2
3. What happened whenever the Israelites planted their crops? 6:3-4
4. Were they able to count the men and camels when they invaded the land to ravage it? 6:5
5. Who impoverished the Israelites, and what did the Israelites do? 6:6
6. Who did the Lord send to help the Israelites, and what was his name? 6:7,11
7. What was Gideon doing when the angel of the Lord appeared to him? 6:11

8. How did the angel greet Gideon, and what did Gideon ask the angel? 6:12-13

9. What offering did he bring to the angel of the Lord? 6:19

10. What did the angel of the Lord tell Gideon to do with the offering? Was Gideon afraid when the angel suddenly disappeared? 6:20-21

11. What was Gideon commanded to do after he built an altar to the Lord under the oak tree? When did he do this, and what was his reasoning for doing it this way? 6:24-27

12. What happened when the men found that their altar had been destroyed? Who had destroyed it? 6:28-31

13. What happened next to the Israelite people? 6:33

14. When they did this, what happened to Gideon? What did he do? 6:34

15. Messengers were sent out to certain tribes. Which tribes were they? 6:35

16. What two tests did Gideon ask the Lord to do? Why? 6:36-40

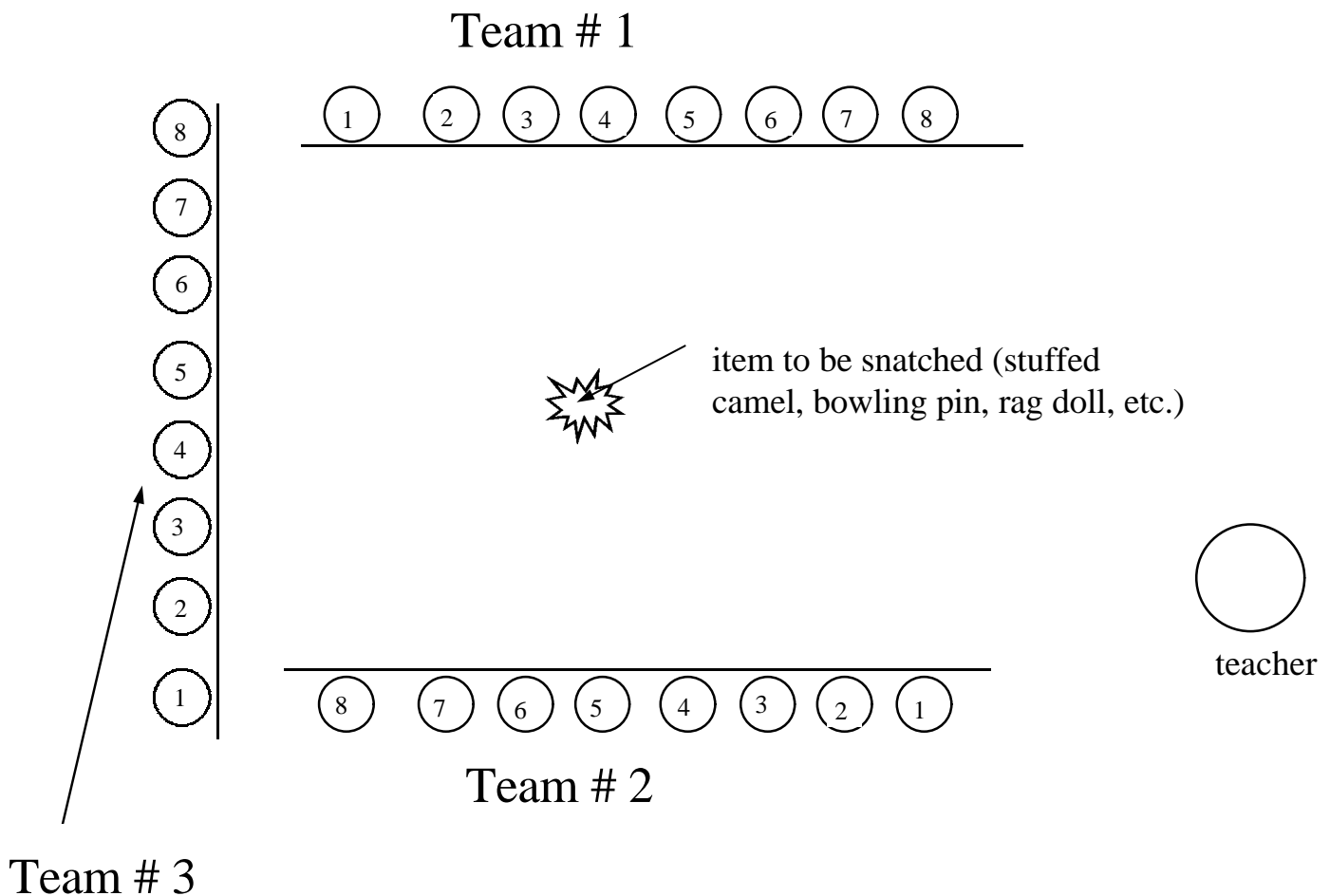
17. When Gideon's men were all in one place, what did the Lord tell Gideon? 7:2

18. How many men who were afraid got to go home? How many remained? How many more men were cut because there were still too many? 7:3-6

19. How was the Lord going to divide the men? 7:5

20. The Midianites and the Amalikites and all the other eastern people who had settled in the valley were as thick as _____ and their camels could no more be counted as the _____ on the _____. 7:12

Invasion of the Camel Snatchers Game



Instructions:

Each player on each team is assigned a number, verse, or Bible character. The opposing teams are assigned the same identities in order as well. The item to be snatched is placed directly in the center of the playing area. The teacher calls out an identifying number, Bible verse, or character. Each player who has that identity runs forward to try and grab the item in the center first and run back over their line before they are tagged by an opponent. The score is kept by giving one point for a team if one of their players is the first to snatch the item. Give two additional points if the player is able to get back over his team's line without being tagged.