

**Materials I Need:**









**Legend:**


-  = Option 1, Appropriate for 1<sup>st</sup> – 2<sup>nd</sup> Grade
-  = Option 2, Appropriate for 3<sup>rd</sup> – 6<sup>th</sup> Grade

**Memory Work:**

“Again the Israelites cried out to the LORD, and He gave them a deliverer.” Judges 3:15a

**Hook:**

- Rescued From Distress (Discussion).** ,  Give examples of serious situations where people have been rescued just in the nick of time. People seem to get themselves into trouble over and over. Maybe one of your students has been in a situation that required someone to rescue him or her. Some examples might be: being caught in a fire, a car accident, a boating accident, lost in the woods, stuck on the top of a mountain in a snowstorm, or taken captive by terrorists. For the younger students who enjoy make-believe, bring in some toys and make up your own adventure where someone is in trouble and the hero arrives just in the nick of time to rescue him or her. In the Bible Adventure this morning, the students will hear how the Israelites kept falling back into sin and asking God to rescue them. He sent the judges to deliver the Israelites from their enemies.
- Rescuers (Worksheet).** ,  Have students draw a line from the rescuer to the rescued, JDG02.GF1.
- Solve the Mystery/Win a Prize (Game).** ,  In the corner of the room, set up a table on which is placed an oxgoad, an 18" dagger, and a Bible. As the students arrive, ask them to look at the items on the table and write the name of each item on a slip of paper. Next, ask them to write a brief description of what these items might have in common. At the end of the Bible Adventure, they will find out the answer and who made the closest guess.
- Follow, No Fudging (Game).** ,  The object of this exercise is to test the students' abilities to efficiently follow instructions without compromise. Set up several stations to which each student must go to complete a task. Give instructions for each station before they start. The students must remember the instructions given. A teacher will be waiting at each station to see that no compromises are made in completing the task. If a student makes a mistake or does not complete the tasks completely without compromise, he or she must start all over again and go to each station again. Encourage them at the beginning to work quickly but carefully so that they don't have to go back and start over. There is no winner for speed, but don't tell them this. The object is for all the students to complete every task with obedience, diligence, and without compromise. Suggestions for stations: penny stacking, walking on a line around a large circle making sure both feet stay on the line, stringing a certain number of fruit loops on a string, filling a measuring cup with exactly 1 1/3 cups of water, copying a pattern using toothpicks, arranging items on a table to match a set on display. Tell them that this morning they will hear about the continuation of the Israelite's cycle of sin which kept them in a downward cycle of sin.

-  **Judges Sin Cycle Hopscotch (Review/Game).** 🦋, 🦋 Use the Hopscotch game from last week's lesson (**JDG01.GF3 Pgs. 1 &2**) for review. This week add the following judges names to the squares: Othniel, Ehud, Shamgar, and Deborah. Have the entire team say the following:  
Rebellion, Regret, Repentance, Restoration by Othniel, Rest for the nation.  
Rebellion, Regret, Repentance, Restoration by Ehud, Rest for the nation.  
Rebellion, Regret, Repentance, Restoration by Shamgar, Rest for the nation.  
Rebellion, Regret, Repentance, Restoration by Deborah, Rest for the nation.

-  **Canaanite Religions and Practices (Background Information/Visuals).** 🦋 Read age-appropriate excerpts from the background information on the Canaanite gods and show the pictures to the students, **JDG02.GF2 Pgs. 1-2.**



### **Book:**

#### **Presentation Ideas -**

-  **Ehud Approaches Eglon, King of Moab (Illustration/Coloring Page).** 🦋, 🦋 Judges 3:12-30, **JDG02.GF3.**
-  **Shamgar with an Oxgoad (Illustration/Coloring Page).** 🦋, 🦋 Judges 3:31, **JDG02.GF4.**
-  **Deborah and Barak Lead the Army (Illustration/Coloring Page).** 🦋, 🦋 Judges 4, **JDG02.GF5.**
-  **Deborah Sings Her Song (Illustration/Coloring Page).** 🦋, 🦋 Judges 5, **JDG02.GF6.**
-  **Dress up as Ehud (Role-Play).** 🦋, 🦋 Tell the Bible Adventure from Ehud's point of view.

#### **Bible Adventure –**

"I'm sorry, Mom and Dad. I promise I will never do it again!" Do those words sound familiar? Have you ever made such a promise to your parents? Perhaps your little sister was really bugging you so you hauled off and hit her. Then you were very sorry you lost your temper because your parents punished you. You apologized to your sister, and she forgave you. Whew! It felt good to have all that behind you. But...the next time she bugged you, you hauled off and hit her again! Help! You keep losing your temper even though you promise never to do it again. That same sin keeps popping up its ugly head.

In the book of Judges, the nation of Israel found itself in a similar position. After Israel was established in the Promised Land under the leadership of Joshua, they were to drive out all the other people because of their idol worship. God wanted Israel to remain pure, and He knew that the Israelites would be tempted to follow after false gods if the pagan nations remained. However, the Israelites did not obey God and plunged themselves into a cycle of sin. That means they kept on repeating their sin over and over again. God would punish them by allowing foreign nations to invade them and oppress them. Judges 2:14,15 says, "In His anger against Israel the LORD handed them over to raiders who plundered them. He sold them to their enemies all around, whom they were no longer able to resist. Whenever Israel went out to fight, the hand of the LORD was against them...They were in great distress." The Israelites would then cry out to God for deliverance. "Then the LORD raised up judges, who saved them out of the hands of these raiders." (Judges 2:16) The Israelites would repent of their sin, God would restore them and then they were able to rest from the oppression of their enemies. However, after a period of rest, they would start the sin cycle again by rebelling against God and following after pagan idols. Would they never learn?

Judges 3:5-8 tells us, "The Israelites lived among the Canaanites, Hittites, Amorites, Perizzites, Hivites and Jebusites. They took their daughters in marriage and gave their own daughters to their sons, and served their gods. The Israelites did evil in the eyes of the LORD; they forgot the LORD their God and served the Baals and the Asherahs. The anger of the LORD burned against Israel..." This is how the first cycle of sin began.

God punished Israel by allowing Cushan-Rishathaim, (How's that for a name? You'd better get used to the unusual sounding names in Judges because there are a lot of them!) king of Mesopotamia, to conquer the southern part of Israel. Under his eight years of rule, the people of that territory cried out to God for deliverance and God raised up a judge named Othniel. He battled against Cushan-Rishathaim (say that three times, really fast) and defeated him. As a result, the southern territory had rest for 40 years under Othniel's leadership.

But when Othniel died, the Israelites dove into their second cycle of sin. Judges 3:12 explains, "Once again the Israelites did evil in the eyes of the LORD, and because they did this evil the LORD gave Eglon king of Moab power over Israel." The people once again cried out to the Lord for help and God raised up a left-handed judge by the name of Ehud. Ehud devised a plan and took a tribute of precious goods to Eglon. After he delivered it, he had the rest of his party return back to their homes. However, Ehud told Eglon that he had a "secret message" to deliver to him. Eglon had all his attendants leave so that he and Ehud could be alone. Then Ehud told the king, "I have a message from God for you" (3:20b). Hidden beneath Ehud's cloak was a dagger strapped to his right thigh. He pulled out the dagger and stabbed Eglon in his big, fat belly! Eglon died and Ehud escaped. Later he defeated the Moabites and freed Israel from its oppressors for 80 years.

After Ehud, God provided another judge named Shamgar. He destroyed 600 Philistines using an oxgoad. An oxgoad was a thick wooden stick about eight to ten feet long and six inches around, with a sharp metal tip to prod oxen. The other end was a flat, curved blade for cleaning a plow. Seeing Shamgar defeat the Philistines with such a weapon must have been an amazing thing to watch!

But, alas, the Israelites fell back into their old ways of sin and the third cycle of sin began. This time, God sent Jabin, king of Canaan to severely oppress the people for 20 years. The Canaanites were the very people the Israelites had failed to drive out of the land. They came back to be a thorn in their sides. Once again, the people cried out in distress to God, and He raised up a woman judge named Deborah (her name means "honeybee"). God had commanded a military leader named Barak to lead the northern tribes of Israel to fight against the Canaanite forces. But Barak made his obedience to God conditional and asked that Deborah go with him or else he would not go. Deborah agreed to go with Barak but prophesied that Barak would lose the honor of defeating his enemy. That honor would belong to a woman named Jael.

The Israelites defeated the Canaanite army just as God had promised. Sisera, the commander of the Canaanite forces, fled to the tent of a man loyal to the king of Canaan. He was exhausted from his escape and fell fast asleep in the tent. But wicked Sisera did not escape the judgment of God. God used Jael to kill him while he lay sleeping. Both Deborah and Jael were honored throughout Israel. Deborah sang a song of victory that was a tribute to God who had delivered the Israelites that day. The northern tribes of Israel remained at rest for the next 40 years.

Isn't it a sad picture to see the Israelites fall into sin over and over again? It was always the same five-step cycle of failure. They would rebel against God, He would punish them and they would regret their sin, they would repent of their sin, God would restore them, and finally they would enter into a period of rest. Have you ever struggled with the same sin over and over again? How do we get out of the "hole of sin" we've dug ourselves into? Just as the nation of Israel continued to sin, we will too unless we place our trust completely in God. He has given us a way out of bondage to sin. In fact, He gave us the greatest Judge and Deliverer ever: Jesus Christ!

If we turn from our sin and place our faith in Jesus, we will have the power to overcome any sin in our lives. Until this happens, we too will find our lives in the same "sin cycle" that Israel was in. But when we turn to Jesus Christ for help, we will be able to say "no" to sin and "yes" to obedience.

### Aim Questions:

1. **What did God command the nation of Israel to do to the people living in their land?** *To completely drive them out (1:28; cf. Josh. 23:5, 13).*
2. **Why did God want them to do this?** *Because He knew if they didn't, they would be tempted to follow after their gods (2:1-2).*
3. **How did God deal with their disobedience?** *He allowed foreign nations to invade them and oppress them (2:14).*
4. **What did the people do when they felt God's punishment?** *They cried out to God for deliverance.*
5. **What is the five-step cycle of failure?** *Rebellion, Regret, Repentance, Restoration, and Rest.*
6. **What were the names of the first four judges?** *Othniel, Ehud, Shamgar, and Deborah.*
7. **Who is our Judge and Deliverer?** *Jesus Christ.*
8. **Is there some sin that you are stubbornly holding on to that will trap you into the "sin cycle"?**



### Look:



**Deborah & Barak (Worksheet/Craft).** Each student will need:

**JDG02.GF7 Pgs. 1 & 2**

1 sheet of 8 ½" x 11" colored cardstock

scissors

glue

Have students look up the verses to find out how Deborah and Barak followed the Lord. Have them assemble the craft as shown on **JDG02.GF7 Pg. 1**.



**Memory Match (Story Review Worksheet).** Use **JDG02.GF8** to review what you covered in your teaching time this morning and to determine how well you presented the material. Have the students simply match the definitions with the correct word on the scroll.



**Iron Chariot (Craft).** Using **JDG02.GF9**, assemble the chariot. Use toy soldiers to create battle scenes. Talk about how God delivered His people from the hands of Jabin's armies. Try reenacting the battles using these iron chariots.



**Find the Name (Worksheet).** Have students look at line number one. They will see that this group of words has one letter of the alphabet that is contained in all of the words. When they find that letter, have them write it in the blank over the number one at the bottom of the page. Have them do the same with each of the nine lines. When they have finished they will find that they have spelled out one of the names we use to describe who Jesus is to us. *Answer: Deliverer,* **JDG02.GF10.**



**Who Did It? (Worksheet).** Next to each name, have students write the letter of the sentence that tells what that person did. *Answers: D – Othniel; A - Jael; E - Barak; F - Deborah; B - Ehud; C – Shamgar,* **JDG02.GF11.**



**Meet the Judges (Games).** You will need **JDG02.GF12 Pgs. 1-2** copied and cut apart. Introduce the judges that were studied today (Othniel, Ehud, Shamgar, and Deborah). We will be reviewing these judges and introducing the remaining ones in the upcoming weeks. Use the cards for the following activities:

1. **Show Them the Judges.** This is a great tool to introduce each judge. Take the activity cards for each judge and show them to the class. Let them hear each interesting fact about each judge. These cards will allow them to memorize what God did through the judges. Send each student home with a set.

2. *Judge Scramble.* Arrange the chairs into a circle. (This game works best with 10 or more students.) Give each student a judge activity card. When you call out a certain judge, all those students with that judge must switch seats with another student with the same judge. This is a great activity for the students to learn the names of the judges. You may also choose to remove a chair each time, as in musical chairs. The last one with a chair wins.
3. *Matching the Judges.* Make four sets of the judges activity cards. Turn them face down on the table. Play as you would the game of Concentration. The winner is the person with the most matches.


 **Here Comes the Judge (Game).** 🦋, 🦋 Use the hand signals below to help the students remember the judges.


**Ehud, the Left-Handed Judge:** Form an “L” with your left hand using your thumb, index, and middle finger. Use your left hand to reach across your waist, pull out an imaginary sword from its sheath and hold it up with your arm straight forward.


**Deborah, the Lady Leader, a Prophetess, and a Judge:** Make a hand motion from the top of the head down to the neck to indicate long, flowing hair (lady leader). Put your hand to your mouth with fingertips together, and then bring away and open hand as if words are coming forth (prophetess). Pound one hand in the open palm of the other hand as if it were a gavel (judge).

**Gideon—From Fleeces to Flaming Torches:** Rub one open hand on your other arm (fleece). Hold your arm up as if bearing a torch (torch).


**Strong Samson/Weak Samson:** Put both arms up as if flexing muscles in a body builder pose (strong). Do a thumbs down sign with both hands (weak).


 **Aim Questions (Worksheet).** 🦋 Answer the following questions about today’s Bible Adventure, **JDG02.GF13.**

 **Passage Review Questions (Worksheet).** 🦋 This booklet contains many questions from the Scripture passage covered in today’s lesson. Students may work on them in class and complete them during the week at home, **JDG02.GF14.**

 **What Are the Israelites Up to Now? (Memory Verse Activity).** Have students start at the arrow and write every second letter in the space provided. They will go around twice. The first three letters are done for them, **JDG02.GF15.**

 **Songs:**

 **Sin Cycle** 🦋 (tune: “Frere Jacques”)  
 Sin was punished; sin was punished. (Raise one fist straight up to the sky.)  
 “Help,” they cried; “Help,” they cried. (Fold your hands in a prayer position.)  
 Go-od sent a ju-udge; Go-od sent a ju-udge. (Bring down your fist like a gavel.)  
 Peace outside; peace inside. (Stretch out your arms, smile, then pat your heart.)

 **Can We Take the Land?** 🦋 (tune: “Row, Row, Row Your Boat”)  
 Can we take the land? Can we trust the Lord? (March with your arms.)  
 Chariots are way too strong. (Flex your muscles.)  
 We will just give up. (Relax your body in a slump.)

Can we take the land? Can we trust the Lord? (March with your arms.)  
 God is bigger; God is stronger. (Flex your muscles.)  
 We will not give up. (Sit up straight and breathe deeply.)



## There Was a Judge From Israel (tune: "B-I-N-G-O")

(Write the four judges' names on the board so the students can spell them as they sing.)

There was a judge from Is-ra-el

And Othniel was his name-o.

(Insert the names Ehud, Shamgar, and Deborah in

O-T-H, N-I-E-L...O-T-H, N-I-E-L...O-T-H, N-I-E-L


the second and third verses.)

And Othniel was his name-o.



## Took:



**Our Cycles of Sin (Discussion).**  Israel's recurring mistakes of idolatry and rebellion against God kept them in a cycle of sin. Tell students that as they listened to this morning's Bible Adventure, perhaps they were wondering why those Israelites couldn't learn their lesson and do what was right. What about our own lives? How often do we fall into the same old sin traps ourselves? Explain that obedience takes work and calls for unselfish sacrifice. That doesn't always come easy. Have the students talk about their downfalls within their small groups. What idols do they have in their lives that take their attention away from God? Spend the end of class time praying for obedience and focus in this coming week. Encourage them not to let their guard down and compromise on God's standards for their lives. If they do, they may find themselves in the same kind of downward spiral in which the Israelites were.





## Jesus is My Lifesaver

**Picture Frame (Craft).**   Each student will need:

- a picture frame from **JDG02.GF16** copied onto cardstock
- 4"x 6" cardboard picture frame (available from Children's Ministry)
- 14" piece of thin macramé type or gold cording
- scissors
- crayons or markers

Have each student cut out the center of the circle and around the outside of his or her picture frame. Next, have them glue their lifesaver frame onto the cardboard picture frame. To finish, have them glue a piece of macramé-type cording around the outside or decorate as desired. When they get home, they can place a 4" x 6" school picture into the frame.

**Magnet or Necklace (Craft).**   Each student will need:

- a picture frame from **JDG02.GF17** copied onto cardstock
- 1 small magnet or a 24" piece of yarn
- Fruit Loops
- crayons or markers
- scissors
- glue

If you are going to have the students make necklaces, dip one end of the yarn into glue or wax before class and let it harden to make stringing the cereal easier. Have each student cut out the center of the circle and around the outside of his or her picture frame and fold the tab cover to the back. Decorate as desired. *For magnet:* Glue the magnet in the center of the tab. Leave tab open so that the students can insert a small picture before gluing shut. *For necklace:* Have students fold the tab cover to the back. Loop yarn equally under tab at fold. Glue in place, leaving the tab open so that a picture can be inserted later.

Ask the students whom God sent to be the lifesaver of the Israelites when they repented of their sin. Who is our lifesaver? (*Jesus.*) What must we do in order to be saved from our sin?




**Hand Motions to Sin Cycle (Review Activity).** 🦊, 🦋 The cycle is as follows: Rebellion, Regret, Repentance, Restoration and Rest. To aid the students in memorizing the book of Judges, use the following hand motions that go along with the each cycle:

- |             |   |
|-------------|---|
| Rebellion   | Make a fist and shake it at heaven (God).                             |
| Regret      | Wipe a tear away from your eye.                                       |
| Repentance  | Fold your hands in prayer.  |
| Restoration | Cross your heart with your palms (it looks like satisfaction).        |
| Rest        | Fold your hands and put them under your head as if you were sleeping. |

# RESCUERS

Draw a line from the rescuer to the rescued.



# Canaanite Gods

## El

Father of the gods.

## Asherah

El's wife.  
Mother of the gods.  
Goddess of the sea.

## Baal

El's son and the reigning king of the gods.

God of thunderstorms, springs, and water. He gave increase to family and field, herds, and flocks.

The inhabitants of Canaan were addicted to Baal worship, which was conducted by priests in temples and in fields outdoors in good weather and particularly on hilltops called "high places." The cult included animal sacrifice, ritualistic meals, and licentious dances. Near the rock altar was a scarred pillar and close by the symbol of Asherah.

## Anath

A combination of the sister and spouse of Baal.  
A goddess of love and war.

## Ashtoreth/Astarte

The goddess of the evening star (Venus).

A goddess of love and war.



## Mot

The god of death and enemy of Baal.

## Reshap

The god of pestilence.

## Shulman

The god of health.

## Koshar

The god of arts and crafts.

## Dagon


The god of grain.

The ancient Philistines and later the Phoenicians considered this half-man, half-fish to be their main deity.

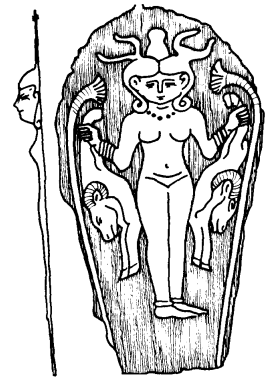




**A Canaanite Altar**



**An Ashtoreth figurine**



**Asherath, Canaanite fertility goddess**



**An Astarte plaque, associated with Dagon worship.**

# Ehud Approaches Eglon, King of Moab




# Shamgar with an Oxgoad



# Deborah and Barak Lead the Army



# Deborah Sings Her Song



# Deborah and Barak

What did Deborah do?

Read Judges 4:4-5 and  
Judges 4:14.

Write your answer here:

---

---

---

What did Barak fail to do?

Read Judges 4:8-9 and  
Judges 4:14.

Write your answer here:

---

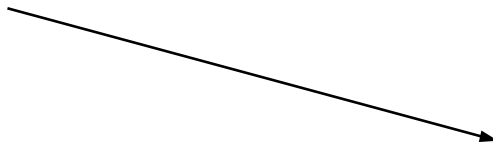
---

---

BARAK FOLLOWED GOD  
HALF-HEARTEDLY.

DEBORAH FOLLOWED GOD  
WHOLE-HEARTEDLY.

Instructions: Cut out the four boxes on this page and the two hearts on the next page. Glue onto cardstock as shown in the



What did Deborah do?  
Read Judges 4:4 and 5  
and Judges 4:14  
Write your answer here.

---

---

---

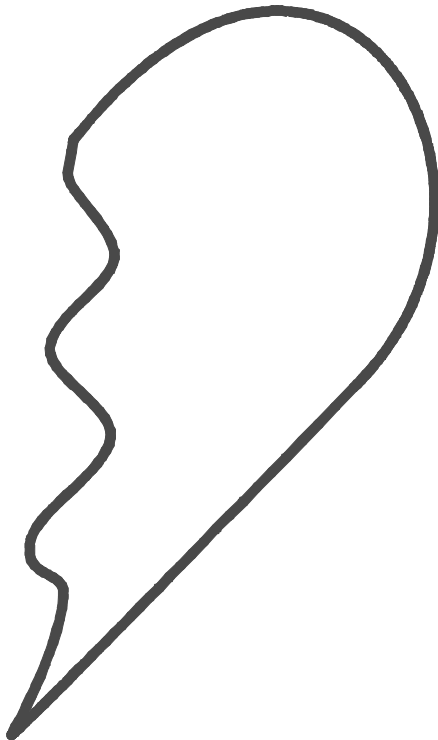



What did Barak fail to do?  
Read Judges 4:8 and 9  
and Judges 4:14  
Write your answer here.

---

---

---



# Memory Match

- 
1. *Female judge*
  2. *Chosen people*
  3. *Enemy leader*
  4. *Peaceful time*
  5. *To be sorry*
  6. *Change of heart toward God*
  7. *Go against God*
  8. *Returned to God*
  9. *First judge*
  10. *Left-handed judge*
  11. *Israel's army leader*
  12. *Killed Sisera*
  13. *Enemies were made of iron*
  14. *Deborah sat under one*
  15. *Raised up a woman to redeem Israel*
- A. *God*
  - B. *Regret*
  - C. *Rest*
  - D. *Jael*
  - E. *Sisera*
  - F. *Israelites*
  - G. *Barak*
  - H. *Palm tree*
  - I. *Restoration*
  - J. *Deborah*
  - K. *Ehud*
  - L. *Othniel*
  - M. *Repent*
  - N. *Chariots*
  - O. *Rebellion*

# Iron Chariot

- 1) Color the parts to the chariot on JDG02.GF9 Pg. 2 the way you think a royal official would like.
- 2) Cut out the pieces on the solid lines, and fold on the dotted lines.
- 3) Make a slit on the line in Fig. B, and insert the tongue of Fig. A through the slit.
- 4) Fold Fig. B around Fig. A, and then fold the tabs of Fig. A down, and tape to the inside.
- 5) Use a brad to attach the wheels all the way through the tabs. Fold the back of the chariot to form a step.
- 6) Read Judges 4:1-16. Use the chariot and toy soldiers to re-enact the battle scenes between Deborah and Barak and Jabin, King of Canaan.



*“Then Deborah said to Barak, ‘Go! This is the day the LORD has given Sisera into your hands. Has not the LORD gone ahead of you?’”*  
*Judges 4:14*

Fig. A

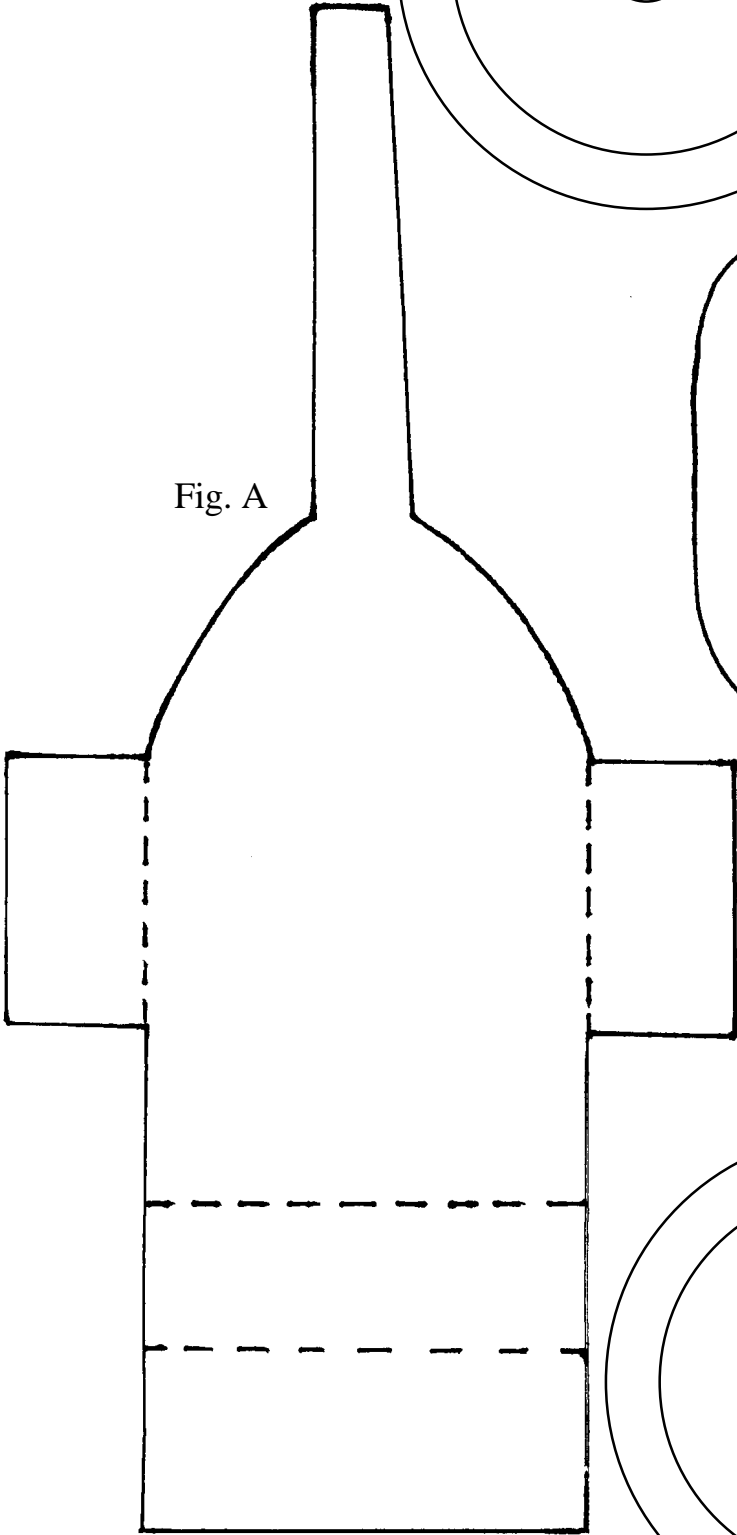
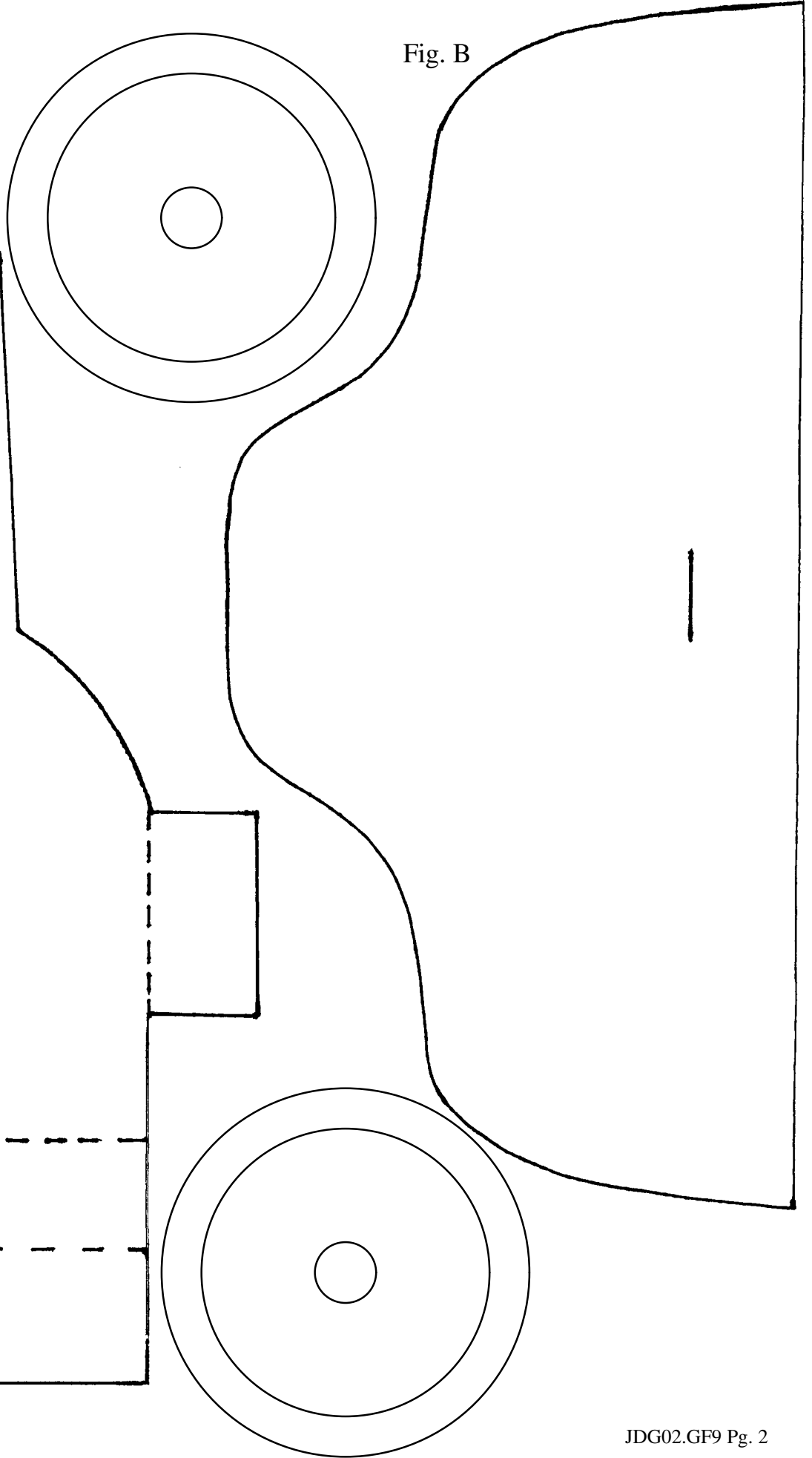


Fig. B



# *FIND THE NAME*

Look at row number one. You will see that this group of words has one letter of the alphabet that is contained in all of the words. When you find that letter, write it in the blank over space number one at the bottom of the page. Do the same with each of the nine lines. When you have finished, you will find that you have spelled out one of the names we use to describe who Jesus is to us.

|               |            |             |             |            |
|---------------|------------|-------------|-------------|------------|
| 1. DEBORAH    | JUDGE      | EHUD        | DISOBEY     | COMMAND    |
| 2. OTHNIEL    | PEOPLE     | CRIED       | 5-STEP      | CYCLE      |
| 3. REBELLION  | FOLLOW     | LAND        | FALSE       | ISRAELITES |
| 4. FORGIVE    | FAIR       | FAITH       | FOREIGN     | SIN        |
| 5. AVENGE     | DRIVE OUT  | DELIVERANCE | LIVING      | VANITY     |
| 6. JESUS      | JUSTICE    | OPPRESS     | ISRAEL      | FAILURE    |
| 7. REGRET     | REPENT     | RESTORE     | REST        | SHAMGAR    |
| 8. COMPROMISE | PUNISHMENT | MERCY       | CONSEQUENCE | WICKED     |
| 9. RAISES UP  | RELIANCE   | SLAVERY     | BARAK       | SWORD      |

---

1

2

3

4

5

6

7

8

9



# Who Did It?

Next to each name, write the letter of the sentence that tells what that person did.

\_\_\_\_\_ Othniel

\_\_\_\_\_ Jael

\_\_\_\_\_ Barak

\_\_\_\_\_ Deborah

\_\_\_\_\_ Ehud

\_\_\_\_\_ Shamgar

- A. With only a tent pin, she killed Sisera, the commander of the enemy's army (Judges 4:17-21)
- B. This left-handed judge was the second of Israel. He was a man of tremendous strength. (Judges 3:15)
- C. This judge killed 600 Philistines with an oxgoad. (Judges 3:31)
- D. The first judge of Israel after the death of Joshua; he delivered the Israelites from the oppression of Cushan-Rishathaim, King of Mesopotamia. (Judges 1:12,13)
- E. God commanded him to fight Canaanites. He was only willing to obey on the condition that Deborah go with him. Because of this, the honor of defeating the enemy went to Jael. (Judges 4:4-9)
- F. The judge of Israel who prophesied that the honor of victory over the enemy's army would belong to a woman (Judges 4:4-24)

## Meet the Judges

*Copy and cut apart the cards and use them in the following activities:*

**Judge Scramble.** Make several sets of the judges activity cards. Arrange the chairs into a circle. (This game works best with 10 or more.) Each person receives a judge activity card. When you call out a certain judge, all those students with that judge must switch seats with another student with the same judge. This is a great activity in which to learn the names of the judges. You may also choose to remove a chair each time, as in musical chairs. The last one with a chair wins.

**Matching the Judges.** Make four sets of the judges activity cards. Turn them face down on the table. Play as you would the game of Concentration. The winner is the person with the most matches.



# Othniel

Best known for:  
Being the first judge

### **OTHER IMPORTANT FACTS:**

- ◆ Caleb's nephew
- ◆ Mighty in the Spirit of the Lord
- ◆ Defeated the King of Mesopotamia
- ◆ Israel had 40 years of rest



# Ehud

Best known for:  
Being left-handed

### **OTHER IMPORTANT FACTS:**

- ◆ Defeated Eglon, King of Moab
- ◆ Used a dagger to kill Eglon
- ◆ God used him to defeat Moab
- ◆ Israel had 80 years of rest



# Deborah

Best known for:  
Being a prophetess

## OTHER IMPORTANT FACTS:

- ◆ Told the Canaanites that they would be defeated
- ◆ Sang a song to celebrate God's victory
- ◆ God used her and Barak to defeat the Canaanites



# Gideon

Best known for:  
His faith in God

## OTHER IMPORTANT FACTS:

- ◆ Talked to God
- ◆ Laid out a golden fleece
- ◆ Defeated an army of 135,000 with




# Shamgar

Best known for:  
Using an oxgoad

## OTHER IMPORTANT FACTS:

- ◆ The son of Anath
- ◆ Helped defeat Philistines
- ◆ Killed 600 of God's enemies



# Samson

Best known for:  
His strength

## OTHER IMPORTANT FACTS:

- ◆ His birth was prophesied by God to his mother
- ◆ He was to be a Nazirite, set apart to God from birth

# Aim Questions

Answer the following questions about today's Bible Adventure.

1. What did God command the nation of Israel to do to the people living in their land?
2. Why did God want them to do this?
3. How did God deal with their disobedience?
4. What did the people do when they felt God's punishment?
5. What are the five steps of failure (sin cycle)?
6. What were the names of the first four judges (Judges 3:9; 3:15; 3:31; 4:4)?
7. Who is our Judge and Deliverer?

*Is there some sin that you are stubbornly holding on to?  
It will trap you in the "sin cycle." Confess your sin and repent!*



***"Again the Israelites cried out to the LORD,  
and He gave them a deliverer." Judges 3:15a***

On the same day that Sisera died, what did God do? 4:23

Who was to listen to the song of Deborah, and to whom was it written? 5:3

When the Lord went out from Seir and He marched from the land of Edom, what happened? 5:4-5

Which people did not help in the battle for freedom? 5:15-17

Who were the ones who risked their very lives? 5:18

Who also fought against Sisera? 5:20-22

In all that had happened to the Israelites, how many years was there peace in the land? 5:31

## Passage Review Questions

Judges 3:5 - 5:31

Who did the Israelites live among? 3:5

What did the Israelites do with these people? 3:6

What did the Israelites do in the eyes of the Lord, and what did they forget? 3:7

What did the Lord do to the Israelites in his anger? 3:8

When the Israelites cried out to the Lord, what did He do? 3:9

What was the name of the deliverer, and what did he do? 3:10

How long was there peace in the land, and how long did the peace last? 3:11

What happened after Othniel died and the Israelites went back to their evil practices and ways? 3:12-14

Who was the deliverer of the Israelites this time, and what did he do? 3:15-21

What happened to the handle of the sword that he used on the king? 3:22

How did Ehud escape after killing the king? 3:23

How was the king's body discovered by his servants? 3:24-25

When Ehud got to Seirah, what did he do, and what happened as a result? 3:27-29b

How many Moabites escaped? What did Moab become to Israel? How many years was there peace? 3:29c-30

Who came after Ehud? What did he do? 3:31

What happened after Ehud died? 4:1

Into whose hands were the Israelites sold because of the evil that they had done? 4:2a

Who was the commander of this king's army? 4:2b

What did Sisera do to the Israelites? What did the Israelites finally do to get out of this oppression? 4:3

Who did the Lord use to deliver the Israelites? 4:4

Where did she hold court, and what did the Israelites ask her to do? 4:5

For whom did Deborah send? Tell what happened in this particular story of Deborah and Barak. 4:6-16

What happened to Sisera after he fled from the battle? 4:17-21

When Barak came by after Sisera died, how did he learn that Sisera was dead? 4:22


## What are the Israelites up to now?

Start at the arrow, and write every second letter in the space below. You will go around twice. The first three letters are done for you.




WRITE THE LETTERS HERE.

AGA



“Again the Israelites cried out to the LORD, and He gave them a deliverer.”  
Judges 3:15a



“Again the Israelites cried out to the LORD, and He gave them a deliverer.”  
Judges 3:15a

