

Pretend Believers

Materials I Need:

Legend:



= Option 1, Appropriate for 1st – 2nd Grade




= Option 2, Appropriate for 3rd – 6th Grade

Memory Work:



“Keep yourselves in God’s love as you wait for the mercy of our Lord Jesus Christ to bring you to eternal life.” Jude 1:21

Hook:





Simon Says (Game).  Instead of “Simon Says,” use “Godless Men Say” or “Godly Men Say.” When you give a selfish or disrespectful command by “godless men,” the students should not obey. When you give a good command by “godly men,” they should obey.





Crept In (Activity).   The pretend believers crept in unnoticed. How could that happen? Have some people come into class a little late. Have those latecomers try to creep in unnoticed. Acknowledge those creepers. Did the rest of the class notice that some people crept in? How can we as believers be more aware?





Pretend Teacher (Visual Aid/Object Lesson).   Bring in a “pretend teacher” such as a life-size cardboard person or a blow-up dummy. Set your “teacher” in front of the classroom and inform your Bible students that this will be their “teacher” today. Sit and wait expectantly for this pretend teacher to begin! Watch the reaction of your Bible students. What do they think of this “pretend teacher?” Does this “teacher” cause dissension or chaos in the classroom? Have fun with your “pretend teacher.” Introduce him to your classroom, ask him questions, and pretend to receive answers. What would happen if there was a pretend believer in our classroom or in our family? *(Some of the things they say and do that aren’t acceptable to God might begin to rub off on us. It would be subtle. It would be as if this pretend believer just crept in very slowly, and we didn’t even notice.)*



Charades (Game).   Act out different situations, and have the students guess what you are doing. Some suggestions would be: digging, shoveling snow, brushing your teeth, etc. Explain to the students that they will hear about some pretenders in the book of Jude.



Jude’s Letter to Us (Activity/Scripture Reading).   Copy Jude’s letter from the Living Bible onto a piece of paper. Place it into an envelope or roll it up into a scroll and hide it in the classroom. Explain that you need the class to help you find this important letter. When it is found, read the letter to the class. Explain to the students that Jude was Jesus’ half-brother.



Book:

Presentation Ideas –



What Is a Pretender? (Activity/Discussion).   On the blackboard, overhead, or large piece of butcher paper, list the traits of a “pretender.”

Bible Adventure –

This week we are going to look at the letter of Jude which was written to Christians by Jesus' half-brother, Jude. Jude was very concerned about the lies being told by false teachers. These false teachers could be dangerous to listen to because the lies they told almost sounded like the truth. In fact, some people believed the lies because they did not take the time to learn the truth from God's Word, so they were easily fooled. When Jude started his letter, he was going to write about God's plan to save us, but he had discovered that there were men among the Christians who were telling lies about God's plan. These men had forgotten how much it cost Jesus to pay for our sin. They taught that since God forgives our sin when we become Christians, they could keep on sinning and sinning, and God would somehow take care of it. They had forgotten or ignored the fact that when God saves us, we become a new person, a person who learns to hate sin the way God does. Jude says these men are pretenders. They pretend to be real Christians, but they really aren't. They do not want to accept God's truth, so they make up lies.

Jude reminds the Christians that God knows who these pretenders are and that He will take care of them. He also reminds them about God's people, the Israelites, whom He brought out of Egypt. God did not allow those people who doubted His promise about the Promised Land to enter there. Jude tells about the angels who were thrown out of heaven by God because of their disobedience and about Sodom and Gomorrah, the towns God destroyed because the people had become so evil. Jude wants us to know what these pretenders are like so that we can avoid them.

Pretenders do not like anyone telling them what to do, not even God. They have turned their backs on God's truth and live by the lies they tell. They pretend to be good leaders but only end up hurting the people who follow them. They think about themselves first and only show respect to others when they want something from them. They do whatever evil they feel like without ever thinking what will happen to them because of it. They might even go to church when they feel like it, but they don't love Jesus with their whole hearts. When it comes to giving all of themselves to Jesus, they turn away from Him. It is like going down a wide path, and when the road comes to a place where there is a choice between going to the left or to the right, they take a wrong turn and go off on their own way.

Why is Jude so concerned about these pretenders? Jude says that pretending to be a Christian when you are not one is not a good thing. Sometimes it's okay to pretend, when you do a part in a play or a musical. It's fun to pretend to be someone different for a little while. However, it is never right to pretend you are a believer in Jesus Christ when you know deep in your heart that you are not. This is the kind of pretender Jude is warning us about.

If you're not pretending and you really are a Christian, you will want to obey Jesus and become more like Him. You can do that by studying the Bible and thinking about the things it says. You can talk to God all day long until you go to sleep if you want to. You can begin to do the things you read about in the Bible, such as thinking of others first and how you can serve or help them.

Sometimes you may come across a person who you think might be a pretender. Maybe that person is confused about something in the Bible or believes something you know the Bible says is not true. Since only God knows if they are really a Christian or not, we need to try to help them by gently and lovingly showing them the truth. They could be a confused Christian, and you could help them grow by showing them how God has the answers to their confusion in His Word. God wants us to be aware of pretend believers, but He is also pleased when we help another Christian who is having problems.

Keep yourselves close to God and His people. Hang onto God! Trust Him to keep His promises. God will keep you from falling or traveling on the wrong road that leads to sin and destruction. How can we stay on the right path with God?

1. Read God's Word every day. Listen to the words of true prophets. Don't listen to godless people who try to pull you away from God.

2. Ask forgiveness when you do wrong. Remember that we can tell God we are sorry and will try not to do it again. God will forgive us.
3. Share the Gospel with others so that you can help save them from the lies of godless people.
4. Don't envy people who seem to be able to do whatever they want. Keep your eyes on Jesus. Be sure to hang tightly onto God's hand every day and every place you go.

Aim Questions:

1. **What do you know about the man who wrote the book of Jude.**
2. **What are some examples from Jude of "pretenders" that God judged in the past?** (*The Israelites who came out of Egypt, Angels, Sodom & Gomorrah.*)
3. **What does it mean to pray in the Holy Spirit?**
4. **What should true Christians look for when they encounter questionable characters?** (*People who reject authority, walk in error, only please themselves, and are false leaders.*)
5. **What should you be pursuing if you are a true believer in Jesus Christ?** (*Christ's character.*)
6. **How do you know if you are pretending?**



Look:



Follow the Right Path (Activity). 🐛 Make a path with masking tape around the room or down the hall with a "Y" at various intervals. When you come to the "Y," ask the students which way to go. Have a false prophet at the "Y" who is encouraging the students to go one direction. He will make a promise that is wrong or that he can't keep. Place a Bible promise on the other path. Have students continue along the path until they come to their "heavenly mansion home."



Real or Pretend? (Coloring Page/Discussion). 🐛, 🦋 Have the students identify the superheroes and list their powers on **JUD01.GF1**. (*Answers: Superman, Spiderman, Batman, and Captain America.*) Talk about the pretend powers of these popular heroes. Jesus should be our favorite superhero because he is the strongest and most powerful. The Bible says it's true! Watch out for anyone who says Jesus is pretend. Discuss how we can be full of faith in God's power to take care of us. Read Jude 1:20, 21. Remember God's love that promises us eternal life.



Popped or Unpopped (Snack/Discussion). 🐛, 🦋 Make popcorn ahead of time to share with the class. See if the students can find any unpopped kernels of corn. When they do, explain that the little kernels are not yet real popcorn, and you cannot eat them without hurting a tooth. Eating popcorn that isn't really popped corn can hurt you. Pretend teachers and false prophets can be real people, but they are not real Bible teachers because they do not say the truth in the Bible. We should not listen to them when they tell lies. We should listen to God's words in the Bible.



Find the Names (Word Search/Worksheet). 🦋 There are 16 names of individuals and places taken from the book of Jude on this word puzzle. Have students try to find all 16. Then have them try to see how many words they can make out of the word BELIEVERS. Each word must be three letters or more, **JUD01.GF2**.



Pretend Detective (Role-Play/Activity). 🦋 The Bible students can interview, interrogate, and listen to try to identify the "pretenders" in the classroom. By knowing the facts of Jude, they should be able to identify the teachers/helpers who are pretending. *Have teachers and helpers prepared in advance to be pretend believers. A pretend believer might mention past examples of something they admired, reject authority, look to false leadership, or please themselves. One teacher needs to be a "real" believer. This teacher needs to be prepared to answer with Scripture. As you answer questions the students ask you, reveal your character to them. At the end of 5 minutes, have each Bible student write down which of the teacher/helpers is a "pretend" believer. You might want to number the teachers to make it easier for the students. At the end of your time, have the real believer stand up. Debrief: Why were some of the teachers identified as believers and others as pretenders? What character qualities were noted in them? Did some of the character qualities seem attractive that were really only a lure to get you interested in the wrong things?*

- True or False Prophets? (Worksheet).** 🐛, 🦋 Have students cut out the building blocks of faith and the tumbled blocks of destruction and paste them on the appropriate prophet wall. Discuss how false prophets' words only tear down and cause destruction whereas the words of true prophets will help to build us up in our faith, **JUD01.GF3 Pgs. 1&2.** **Option:** Have two paper sacks labeled "True Prophets" and "False Prophets." Write the words on slips of paper, and have the students come up one at a time to read a slip aloud. Have them choose which sack the slip should go in.
-



Took:

- Walk With God and Hang Onto His Word (Craft).** 🐛 Each student will need:
JUD01.GF4 copied onto cardstock
12" piece of yarn
scissors
crayons
hole punch

Have students color and cut out the circles that show what they can do with their hands and feet. Have them punch holes where indicated, and tie each end of the yarn to each circle. Talk about where feet go when they walk with God. Talk about how we use our hands if we are hanging onto God and His Word. What promises must we keep remembering? Encourage the students to take these home and hang them on their door as a reminder of God's promises.

- Pretender Masks (Craft).** 🐛, 🦋 Each student will need:
(1) paper plate
(1) plastic fork
assorted colors of construction paper
glue
crayons
markers
yarn

Have the students make masks out of paper plates as shown on **JUD01.GF5**. They can decorate the masks like an animal, a person, or a plant, using their imaginations. The masks will not turn them into anything; they are only for pretending. Remind them that Jude told us to watch out for pretenders. What did he mean by this? What are ways the students might be pretending in their walk with God?

- Noise Makers (Craft).** 🐛, 🦋 Each student will need:
a party blower or noisemaker
(2) thin strips of paper wide enough to cover the rolled-out portion of the party blower
pencil or markers
glue

On one strip, have the students write the words faith, love, and truth. On the other strip, write sin, anger, and pride. Have them glue the one strip to one side and the other strip to the other side of the rolled-out party blower. Be careful that they don't saturate it with glue or the blower won't be able to fill with air. The one side represents the pretender and the other side, the believer. Discuss with the students how a pretender may look good until the sin that is on the inside is exposed.

- Truth Ends Upright (Object Lesson).** 🐛, 🦋 Take two plastic hollow eggs, like the kind you can find at Easter, and press a piece of salt dough into the inside of the larger end of one of the eggs. Put the egg back together. These should be something like a "Weeble." No matter how the egg is rolled or spun, it should always end upright. Using labels that say "truth" and "faith," place the labels on the narrower end reading horizontally. Make a second egg the same way, only this time place labels that say "pride" and "sin." They may both look the same at first, but what is on the inside of the person will show up on the outside.



Helping Someone Stand Straight (Craft). 🐛 Each student will need:

(2) large paper clips

(2) popsicle sticks

boy and girl pictures from **JUD01.GF6 Pg. 1**

labels from **JUD01.GF6 Pg. 2 & 3** (Use Avery labels #5160)

¼ sheet of colored cardstock

scissors

glue

Have students take the two large paper clips and bend the small inside portion up on each so that they make free standing "L" shapes. Next, have them take the popsicle sticks and tape them to the clips at one end so that the popsicle sticks stand straight up and down. They will still fall over easily. Have them cut out the boy or girl pictures and glue the backs to the popsicle sticks. With the boy and girl figures standing upright, secure the paper clips down onto a quarter sheet of cardstock using the labels as tape across the bottom portion of the clips. Discuss how Jude commands us to help the weak by sharing God's Word and praying.



Judgment Dropper (Object Lesson). 🐛, 🦋 This activity could be a bit messy so please take

care to use a tarp or plastic tablecloth to protect the surroundings. On a large piece of butcher paper, write out as many characteristics of pretenders as you can find in the book of Jude, making the words large and spread out in different directions over the page. Set up a stepladder or have students carefully stand on a chair. Have them put the paper on the ground below the chair (held down by small rocks). Fill a medicine dropper with tempura paint, and have the students take two or three steps up the stepladder and squeeze the dropper over the paper. The drops represent the judgment of God. Allow the students to use a couple of droppers of paint. Jude 1:16 speaks of the coming judgment on those who arrogantly oppose God.

Real or Pretend?



Name

Powers



Name

Powers



Name

Powers



Name

Powers



Name

Powers

Fill in the names and powers of each superhero. Are these real or pretend powers? Jesus should be our favorite superhero because He is the strongest and most powerful. The Bible says it's true! Watch out for anyone who says that Jesus is pretend. We can be full of faith in God's power to take care of us.

Read Jude 1:20, 21

Find the Names



You cannot tell a pretend believer by their looks. In the box below, write some things that you think a pretend believer would say.



The puzzle below has 16 names of individuals and places that are mentioned in the book of Jude. Use your Bible and see if you can find all 16 of them.

H G O D F X N L E G I C U G M
 C O E A O R L D E A F H C U J
 O M L S F I E L Q G U W Y Y S
 N O F Y V T A U Z H V A L W R
 E R Y E S Y H Z C Y G I L P S
 D R D I U P C H V E H I M N B
 U A R E S Q I A Y G E D X L O
 J H D U E X M R M Y M O C Z C
 C F A A J I A O I P O O U Q J
 W C S P M Q A K S T D H Y B V
 V K Z Y S C L V C E O T W L L
 N F E J B C A I N N S K V K L
 W S F Z Q P B E J D O N D P R
 O L C I O N E K L P Y U Q Z B
 I T V I P R W I H J J W L N B

BELIEVERS

HOW MANY WORDS CAN YOU MAKE USING THE LETTERS FROM THIS WORD?

True or False Prophets?



True or False Prophets?

Cut out the words below, and paste them on the appropriate prophet wall on **JUD01.GF3 Pg. 1**. The words and actions of false prophets only tear down and cause destruction within the church whereas the words and actions of true prophets help to build us up in our faith.

Leading others to Christ	Selfish	Rebellious	Disobedient
Bearing spiritual fruit	Caring for others	Generous	Greedy
Leading others into sin	Denying Jesus as Lord	Self-controlled	Obedient to God's Word
Firm in his faith	Lack of self-control	Disrespectful	Dependent upon God
Crafty/Sneaky	Compassion for the lost	Honest	Ungodly
Godly walk	Grumbling	Unselfish	Humble
Always finding fault in everything	Servant attitude	Prideful	Looking out for themselves
Jesus is Lord	Deceitful	Born again	Doing their own thing

Walk with God and Hang onto His Word

Color and cut out the circles. Punch holes at the top, and tie the ends of a piece of yarn to each circle.

Where do your feet go when you walk with God?

What should our hands be doing if we are hanging onto God's Word?

Hang this on your door at home as a reminder of God's promises.



Pretender Masks





Materials needed:

(1) paper plate
(1) plastic fork
assorted colors of construction paper
glue
crayons
markers
yarn





Instructions:

Make masks out of paper plates like the ones shown to the left. Decorate them to look like an animal, a person, or a plant. Use your imagination! Cut out the eye openings so that you can see through them. Put the fork on the bottom of the plate so that you can hold the mask up to your face.

Jude reminded us to watch out for pretenders! What did he mean by this? What are ways you might be pretending in your walk with God?



Helping Someone Stand Straight



God's Word

God's Word

God's Word

God's Word

God's Word

God's Word

God's Word

God's Word

God's Word

God's Word

God's Word

God's Word

God's Word

God's Word

God's Word

God's Word

God's Word

God's Word

God's Word

God's Word

God's Word

God's Word

God's Word

God's Word

God's Word

God's Word

God's Word

God's Word

God's Word

God's Word

Prayer

Prayer

Prayer

Prayer

Prayer

Prayer

Prayer

Prayer

Prayer

Prayer

Prayer

Prayer

Prayer

Prayer

Prayer

Prayer

Prayer

Prayer

Prayer

Prayer

Prayer

Prayer

Prayer

Prayer

Prayer

Prayer

Prayer

Prayer

Prayer

Prayer