

July 11, 1999  
Early Childhood  
God Gave Canaanite Cities to the Israelites.

Joshua 9-12  
1JOS03EC

Materials I Need:

Memory Verse:

Be strong and courageous. . . God will be with you wherever you go. Joshua 1:9

Attribute of God emphasized in the book of Joshua: God is all-powerful.

Aim Questions for 2's & 3's:

1. Did God promise to give the Israelites all the Canaan land that their feet walked on? (Yes. Say the memory verse.)
2. Did the Canaanites' knees shake from fear when they heard about God's power? (Yes)
3. Did the men from Gibeon come to the Israelites and ask them not to attack their city? (Yes. They said they came from a far away country.)
4. Did God send large hailstones down on the five Canaanite armies who were running away from the Israelites? (Yes)
5. Did God make the sun stay in the sky all through the night? (Yes. The five armies could not run away and hide in the dark because it was light throughout the night.)
6. Is God more powerful than anything or anyone? (Yes. Sing, "My God Is So Great.")

Aim Questions for 4's, 5's & K:

1. What did the men of Gibeon do when they heard about God's power? (The Gibeonites came to Joshua and pretended that they lived in a far away country. They asked the Israelites to promise not to attack their city.)
2. Did the Israelites keep their promise? (Yes. Even though the Gibeonites had lied about where they lived, the Israelites kept their promise and did not attack their city.)
3. What did the five kings do when they heard about Israel's promise to Gibeon? (The five kings joined together and went with their armies to attack Gibeon.)
4. What did God do to the five kings and their armies to show that He was all-powerful? (God confused the five kings and their armies, sent large hailstones on them, and kept the sun shining through the night.)
5. Did God keep His promise to give the Israelites any land of Canaan where they put their feet? (Yes. Show the Israelite cities on the map that the Israelites conquered.)

Key for symbols:

- This box symbol represents ideas that can be used for two-year-olds through kindergarten. Please remember to slow down the pace for two-year-olds and keep the pace moving for five-year-olds.
- ② This symbol represents ideas that are best used for two- and three-year-olds.
- ④ This symbol represents ideas that are best used for four-year-olds through kindergarten.

Hook:

- Gibeonite Moldy Bread:** Bring some moldy bread from home to show the children what happens to bread that is stored for a long time. Let the children look at the moldy bread. Talk about what

happens to food that gets old. Show moldy cottage cheese or some other food if you have time to grow some! In today's Bible Adventure, some people from the city of Gibeon pretend to have traveled a very long distance. They showed the Israelites their moldy bread to prove they have been on the road for many days.

---


- Patched Clothes Center: (1JOS03ECGF2)** Provide small patches of material or cloth for the children to paste onto the clothes of the Gibeonites. The Bible Adventure tells about the people of Gibeon pretending their clothes were worn out from traveling a long distance. The people of Gibeon did not want the Israelites to attack their city because they had heard about the defeat of the city of Jericho.
- Solar System:** Bring pictures or books about astronomy. Show the sun, moon, stars, and planets and talk about how God made them all and keeps them all working together. Identify as many of the heavenly bodies as possible or as interest allows. In today's Bible Adventure, God performs a miracle with the sun.
- Patches for the Gibeonite:** Draw around a child on a piece of butcher paper on the floor. Name him "Gib," the man from Gibeon. Give children small squares of fabric to glue on his clothes. Color his sandals to look torn and worn out. Color spots on his water sack. They will hear more about the Gibeonites in the Bible Adventure. The Gibeonites looked like they had worn out their clothes and needed new clothes.
- "Pray First" Game:** Sing "Pray First" from the Song section several times. Ask children if there is something they would like to pray about right now. Repeat several times. In today's Bible Adventure, Joshua forgot to pray first and he made a wrong decision. Another time, Joshua prayed and God answered his prayer.
- Standing for the Truth:** Tape papers scattered on the floor, some with happy faces and some with sad faces drawn on them. If you say something that is the truth, the children are to stand on a happy face. If you say an untruth or lie, they are to move to a sad face. Include statements from previous lessons. You can get these from the Aim Questions. Sneak in some funny ones also like, "All cats bark!" Tell the children that it is always best to tell the truth. Today in the Bible Adventure, some people are going to tell a bad lie. Listen and find out what it is that they say.
- What's in the Bag?** Let children feel in the bag and find an old shoe, torn, worn out clothes, and a bag with some moldy bread. "If you would see a Gibeonite from our Bible Adventure today, they would have all of these things with them. I wonder why!?"
- Jericho Review Activity:** As a lead-in to the story, have the children pretend to blow trumpets, shout as loudly as they can, and then fall to the ground like the walls of Jericho. This might be a fun review "get-the-wiggles-out" activity just prior to the Bible Adventure.
- ④ **Puppet Play:** Playing with puppets, let the children have them tell lies and truths to their family and friends. It is wrong to ever tell a lie. Let the children correct their "lying" puppets.
- ④ **Play Dough:** Let children make soldiers and kings out of play dough today. Talk about God being more powerful than any soldier, army, or king. Talk about talking to God about everything, before going to battle or making an agreement with someone. Roll out the play dough as for cookies and trace around the child's praying hands. Tear away all the other dough!
- ④ **Military March:** Play "Battle Hymn of the Republic" and march to the music to get the wiggles out before the Bible Adventure story.



### Book:

#### Presentation Ideas -

- Color and mount the **1JOS03ECGF1**, **1JOS03ECGF2**, **1JOS03ECGF3**, and **1JOS03ECGF4** pictures on construction paper. Show them as you tell the Bible Adventure. Save them for review as we go through the book of Joshua.
- Continue using "Be strong" (*Flex your muscles.*) and "courageous" (*Cross your arms over your heart.*) actions as you teach the Bible Adventure and refer to the memory verse.

 Put on an old, patched-up shirt and pants as you tell the part of the Bible Adventure where the Gibeonites came to Joshua.

### **Bible Adventure for 2's & 3's-**

*(Show last week's GF1 picture of the Jericho walls falling down.)* God had promised the Israelites that they could have every piece of land in Canaan where their feet walked. Joshua was strong and courageous and marched around Jericho. The walls fell down and God gave Jericho to the Israelites.

*(Have the children "shake" their knees. Have them make faces that look worried and afraid.)* The people of Canaan heard about Jericho and the powerful things God had done for His people. The people of Canaan's knees were shaking because they were afraid.

The men who lived in the city of Gibeon were afraid, too. *(Have the children shake their knees. Say, "We're afraid.")* The Gibeonites didn't want the Israelites to come take their city. They thought of a way to keep their city from being attacked.

*(Show the GF2 picture.)* The Gibeonite men packed their food and water on their donkeys and went to see Joshua.

The Gibeonite men said to Joshua, "We have come from a far away country. This bread was fresh when we began our journey, but now it is dry and moldy. *(Break off a crunchy piece of bread.)* Do you see our clothes and sandals? They are worn out from such a long journey. We have come to make peace with you. Will you promise not to come and take away our city?"

Joshua said, "Who are you and where do you come from?"

The Gibeonites said, "We have come from a country that is far away. Will you promise not to come and take our city away from us?"

Joshua said to the Gibeonites, "We promise we will never attack your city and try to take it away from you. We give our promise." The Israelites always kept their promises.

Five kings of Canaan heard about the promise the Israelites made to Gibeon. These five kings were shaking with fear. *(Have the children shake their knees as you say with a worried look on your face, "I'm afraid.")*

*(Show the GF3 picture.)* The five kings said to each other, "Let's go together and attack Gibeon." So the five kings gathered their armies together and marched up to Gibeon.

The men of Gibeon were afraid. *(Shake your knees.)* They sent a messenger to Joshua, saying, "Help us! Come fight with us. The five kings and their armies are attacking us."

Joshua took his strong and courageous men and marched all night up to Gibeon. The Lord said to Joshua, "Do not be afraid. None of the five armies will get away from you."

*(Show the GF4 picture.)* Joshua's men were tired from walking all night, but the Lord helped them be strong. The men in the five armies began running away from the Israelites. The Lord sent large hailstones down from the sky that knocked the five kings' armies down to the ground. God is all-powerful, isn't He?

God did another powerful thing. God kept the sun shining in the sky all through the night so that no enemies could hide from the Israelites in the dark. The Israelites caught all the men who were running away. God can do anything He wants. God has all power. God gave the Israelites all the land of Canaan, just like He promised.

**Prayer:** Dear God, You kept Your promise to give the Israelites the land where they put their feet. You are the all-powerful, mighty God. Help me obey You like Joshua did. In Jesus' name, Amen.

### **Bible Adventure for 4's, 5's & K-**

*(Show last week's GF1 picture of the Jericho walls falling down.)* God had promised the Israelites that they could have every piece of land in Canaan where their feet walked. Joshua was strong and courageous and marched with his people around the city of Jericho. The walls fell down and God gave Jericho to the Israelites. God then gave the town of Ai to the Israelites. *(Show these cities on the GF1 map.)*

*(Have the children "shake" their knees. Have them make faces that look worried and afraid.)* The people of Canaan heard about Jericho and were afraid of Israel's God. They heard about the powerful things God had done for His people. The Canaanites' knees were shaking, they were so afraid.

In the important city of Gibeon, the men were afraid, too. The Gibeonites lived near where the Israelites were camped at Gilgal. *(Show the GF1 map and have the children shake their knees. Say, "We're afraid.")*

The leaders of Gibeon thought and thought. How would they keep their city from being attacked by the Israelites? They knew that the Israelites would always keep their promise, if they could just get them to promise that they would never attack their city of Gibeon.

*(Show the GF2 picture.)* The Gibeonite men decided what they would do. They put patches on their clothes and on their water sacks to make them look old and worn. They found old, moldy bread and put it in worn-out sacks. Then they packed their supplies on their donkeys and went to see Joshua at Gilgal.

The Gibeonite men lied to Joshua and the men of Israel. They said, "We have come from a far away country. This bread was fresh when we began our journey, but now it is dry and moldy. Do you see our clothes and sandals? They are worn out from our long journey. We have come to make peace with you. Will you promise not to come and take away our city?"

Joshua said, "If you live near us, then we cannot make that promise to you. Who are you and where do you come from?"

The Gibeonites lied and said, "We have come from a country that is far away. Will you promise not to come and take our city away from us?"

What do you think Joshua did? Joshua did not pray and ask the Lord what to do. He made a bad promise. He said to the Gibeonites, "We promise that we will never attack your city and try to take it away from you. We give our promise."

Three days after the promise, the Israelites heard that the Gibeonites lived close them at Gilgal. The Israelites were very upset about the promise they had made. They were angry with the Gibeonites for lying, but they kept their promise not to attack the city. Instead, they made the Gibeonite people become their servants.

Five Canaanite kings heard about the peace treaty between the Israelites and Gibeon. *(Show the cities of Jerusalem, Hebron, Jarmuth, Lachish, and Eglon on the GF1 map.)* The five kings from Jerusalem, Hebron, Jarmuth, Lachish, and Eglon were shaking with fear. *(Have the children shake their knees and say with a worried look on their faces, "I'm afraid.")*

*(Show the GF3 picture.)* The king of Jerusalem talked to the other four kings and said, "Let's join forces and go attack Gibeon. We'll be strong enough if we fight together." So the five kings gathered their armies together and marched to attack Gibeon.

The men of Gibeon were afraid *(Shake your knees.)* and sent a messenger to Joshua, saying, "Help us! Come fight with us. The five kings and their armies are attacking us."

Joshua did not hesitate. He took his entire army and marched all night up to the city of Gibeon. The Lord said to Joshua, "Be strong and courageous. Do not be afraid. I have given you the victory. None of the enemy soldiers will get away from you."

Joshua and his men surprised the five kings and their armies. Even though Joshua's men were tired from walking all night, the Lord helped them by making the five kings and their armies confused. The armies didn't know what to do, so they began running away. *(Show the GF4 picture.)* Then the Lord sent large hailstones down from the sky that knocked the enemy to the ground. God was showing His great power to keep His promise to give the Israelites all the land where their feet walked.

God did another powerful miracle. Joshua prayed to God, "Please make the sun stand still over Gibeon," and the sun did not go down for one whole day. The night darkness did not come that night. The enemy could not hide from the Israelites in the dark. The Israelites were able to keep chasing the armies until they caught all the men who were running away. God can do anything He wants. God has all power.

The Israelites kept the city of Gibeon, and then they marched on to the cities of Makkedah, Libnah, Lachish, Eglon, Hebron, and Debir. *(Show the towns on the map.)* Wherever the Israelites touched their feet, God gave them that city, just as He had promised. God is all-powerful.

**Prayer:** Dear God, You kept Your promise to give the Israelites the land where they put their feet. You are the all-powerful, mighty God. Help me obey You like Joshua did, in Jesus' name, Amen.



### Look:



**Aim Questions:** Tape the numbered questions onto five or six toy weapons (plastic knife, plastic sword, rubber spear, rock, play bow and arrow, sling shot) which you have brought to class. Have each child bring his number and weapon up to the leader and talk about how the Israelites would use that weapon to fight the five kings before asking the question.

**Moving Shadow Demonstration:** If there is a shadow in your room from the sun, tape a line to show where it is. After the Bible Adventure, come back and show the children how the shadow has moved. (You could also do this out-of-doors.) Remind the children that the sun stayed shining in the sky for a whole day and night when the Israelites fought the five kings.

**Sun and Moon Stamps Activity Page: (1JOS03ECGF6)** Make a sun and moon stamp out of cut-up foot pads glued to a small 1" x 2" square of wood. Give children a GF6 paper with two clock circles. In between them, color Joshua praying to the all-powerful God. On the first clock, instruct the children to stamp several suns on one half of the clock and several moons on the other half. This is to represent a usual day. On the second circle, stamp suns all the way around. Talk about Joshua praying and God stopping the sun for a day so that the Israelites could see their enemy and have the victory.

---

**"God Is Powerful" Activity Page: (1JOS03ECGF4)** Color the picture of the Israelites chasing the enemy. Color the sun or tear yellow construction paper bits and glue them on the sun. Glue miniature marshmallows on for the hail that God sent to stop the enemy from running away. Talk about the Aim Questions as the children work.

**Role Play:** Assign five children to be the five kings. Let others be their soldiers. Pretend that Joshua and his men are coming. Start to walk around in confusion. Duck down and curl up in a ball to avoid hailstones. Shield your eyes from the bright sun in the night time. Run away (in place) and pretend to hide in a corner of the room. Review what our powerful God did to keep His promise to give the Israelites the victory.

**Story Review Using a Sheet:** Bring a double- or queen-sized sheet to class and provide a number of soft balls. The following teaching ideas could be used to present parts of today's Bible Adventure. Everyone sits around the sheet and puts his legs straight out under the sheet. Hold the edge of the sheet with both hands.

"The people of Canaan were afraid of the powerful things God had done for the Israelites. They were so afraid that their knees shook!" (Move knees up and down rapidly under the sheet.)

"Some men from Gibeon were afraid, too, so they traveled to see Joshua." (Kick feet under the sheet.)

"After the Gibeonites got a promise from Joshua that they would be safe, five kings attacked their city!" ("Fight" by pulling the sheet tight and leaning back from the center. Shake the sheet. Repeat the sequence a couple of times.)

"The Gibeonites sent a messenger to Joshua asking for help and he came with his strong and courageous men." (Say "One, two, three, lift," and hold sheet over head while looking at others across and under the sheet.)

"The five armies began to run away from Joshua and his men." (Bring sheet back down to the lap and kick feet.)

"God sent hailstones down from the sky that knocked the five kings' armies to the ground." (Throw several soft balls onto the sheet and shake the sheet watching them bounce off. Repeat a couple of times.)

"Then God did another miracle and kept the sun shining in the sky all through the night!" (Call the name of one of the children and have them crawl under the sheet and come out the other side. Repeat with more children if time allows.)

"After the Israelites caught all the men who were running away, they could rest." (Pull the sheet up to the chin and lie down and snore. As the children "sleep," ask them to relax their grip and a leader can slip the sheet off of the group.)

④ **Snack:** Using purchased tube frosting, let children draw praying hands on a double graham cracker. Talk about praying to ask God to help you before you do anything. During snack time, discuss why the Gibeonites tricked the Israelites and pretended to travel a long distance. Why did they want Joshua to promise not to fight them? Possible answers could be that they were afraid of Joshua's powerful God, they were afraid of the big Israelite army, they didn't want their city taken from them, they believed in the powerful Israelite God, they were "chicken," etc.

④ **Truth and Lie Game:** In a basket, place papers that say, "You told the truth. You can take \_\_\_ steps forward. Or you told a lie, take \_\_\_ steps backwards." With children standing on a masking tape line, let them each draw a piece of paper out of the basket and do what it says. The first one to the other

side of the room “told” the truth most and is the winner! Younger children could all move each time and all be a winner who told the truth!

④ **Bible Adventure Review:** Have a teacher come in dressed like a Gibeonite. Interview him and ask him where he is from and why he looks that way. He will lie to you and you will question him. Another teacher dressed like Joshua comes in and is interviewed, also. Ask him some questions regarding the Bible Adventure today. What did he do wrong when the Gibeonites lied to him? Why did the Gibeonites come to ask for help? Why did he help Gibeon? Ask Joshua what God told him to do. Ask him what he prayed for while fighting the five kings. Talk about how God is powerful and wants us to ask Him in prayer and to trust Him to help us.

④ **“Hitting” the Enemy:** Sitting backwards in a chair, lean forward and try to hit a Canaanite (small toy person) on the floor with a miniature marshmallow hailstone. Remember all that God did for Joshua to help him have victory over the enemy. Review what Joshua prayed for and what God promised. Alternate Activity: Give each child a picture of the Israelites chasing their enemies. Provide buttons for each. Flip the buttons onto the enemies as if playing Tiddly Winks. Pretend like this is hail hitting them.

---

④ **Pray First Chant:** As you repeat situations children might encounter, they respond with “Pray first!” (Stomp feet and clap to the rhythm of the words.) Some situations to include might be the following: You want to cross the street and have been told not to do that. Your friend asks you to steal a cookie for him. You want to say, “No,” to your parents. You don’t want to tell your mom where you have been. You don’t want to eat what is on your plate. You want to hit your brother. You want to say bad things to your friend. You want to grab a toy away from a friend. You want to tattle on your sister. You want to lie about why your brother is crying.

#### Songs:

**Joshua 1:9, Memory Verse Song** (tune: “This Little Light of Mine”)

“Be strong and courageous, God will be with you.

“Be strong and courageous, God will be with you.”

Joshua chapter one, verse nine.

**Put Your Little Foot**

Put your little foot, put your little foot, put your little foot right down.

Put your little foot, put your little foot, put your little foot right down.

God will go with us, God will go with us, God will give us vic-to-ry.

God will go with us, God will go with us, God will give us vic-to-ry.

**Josh and the Army** (tune: “I’m in the Lord’s Army”)

Josh-u-a and all of the Israelites, all of the Israelites, all of the Israelites,

Josh-u-a and all of the Israelites marched right through the land. Yes, sir!

Marched right through the land. Yes, sir! Marched right through the land. Yes, sir!

Josh-u-a and all of the Israelites marched right through the land. Yes, sir!

**God Had Victory!** (tune: “Mary Had A Little Lamb”)

God led all His brave people, brave people, brave people,

God led all His brave people, through the Promised Land.

Five bad kings did run away, run away, run away,

Five bad kings did run away, scared of Israelites.

God sent hailstones all around, all around, all around,

God sent hailstones all around, and knocked them to the ground!

Everywhere that God did go, God did go, God did go,

Everywhere that God did go, He gave the victory!

**Pray First** (tune: “Ring Around the Rosie”)

Wherever I am, whatever I’m doing,

(Walk around skipping and swinging arms.)

Pray first, pray first. We all kneel down.

(Fold hands and kneel.)



## Took:

- Praying Hands Clock Necklace: (1JOS03ECGF7)** Glue the clock to a circle of construction paper. Punch a hole in the top for the yarn. At each number on the clock, talk about what the children might be doing at that time. Every hour of the day is a good time to pray to the all-powerful God. Give the children a praying hands sticker for their clock necklace to remember to pray first before making decisions and choices. Remember that we pray to a powerful God who does mighty things. Remember the mighty things God did for Joshua today.
  - “Listen to God” Coloring Page: (1JOS03ECGF5)** Let the children color their GF5 pictures as you talk about what is happening in the picture. Talk about how Joshua and Moses talked and listened to God. They obeyed whatever God said. Talk about how we talk to God and listen to what He says. Glue or staple the GF5 page to the back of any other activity paper the children have completed.
- 
- American Flag Pattern: (1JOS03ECGF10)** Give each child a flag pattern and have them color the American flag in red, white and blue. This is the flag of the United States of America. Talk about every country having a flag to represent its nation. Show a picture or flag from another country, especially one from Israel. Glue the memory verse to the front or back of the flag and review it together with the children. The finished colored flag could be taped to a dowel or tightly rolled newspaper to be taken home.
  - ④ **Praying Meter: (1JOS03ECGF8 and 1JOS03ECGF9)** Cut out and glue the GF8 meter to a piece of construction paper. Cut the arrow out of poster board and attach it to the center of the meter with a brad paper fastener. Place a praying hands sticker on the right side, or God side, of the meter and draw a child on the left. Glue the front of an envelope onto the bottom of the construction paper. Give each child a GF9 sheet of questions and ask the children to cut on the lines and place the questions in the envelope. As a parent reads the questions, the child moves the arrow either to himself or to God. We want to encourage the children to think about what God would want us to do whenever we make choices, not just what we want to do.

# Conquest of Canaan

Be strong and courageous...  
God will be with you  
wherever you go.  
Joshua 1:9

Mediterranean  
Sea

Hazor ★

Sea  
of  
Galilee

Jordan River

Mt. Ebal ▲

Mt. Gerizim ▲

★ Shiloh

Aijalon ★    Bethel ★    Ai ★    Gilgal ★  
Gezer ★    Gibeon ★    Jericho ★    Jerusalem ★

Makkedah ★    Jarmuth ★    Adullam ★  
Libnah ★    Lachish ★    Hebron ★  
Eglon ★    Debir ★

★ Gaza

Dead  
Sea

We'll tell Joshua that we came from a far country.


Joshua should have prayed. These Gibeonites tricked him.

✓ moldy bread  
✓ worn-out sacks  
✓ cracked wineskins  
✓ patched sandals and clothes



The five Canaanite kings thought that they were stronger than the all-powerful God.  
Who do you think won the battle at Gibeon?

Be strong  
and  
courageous...




God will be  
with you  
wherever you go. Joshua 1:9

1JOS03ECGF4

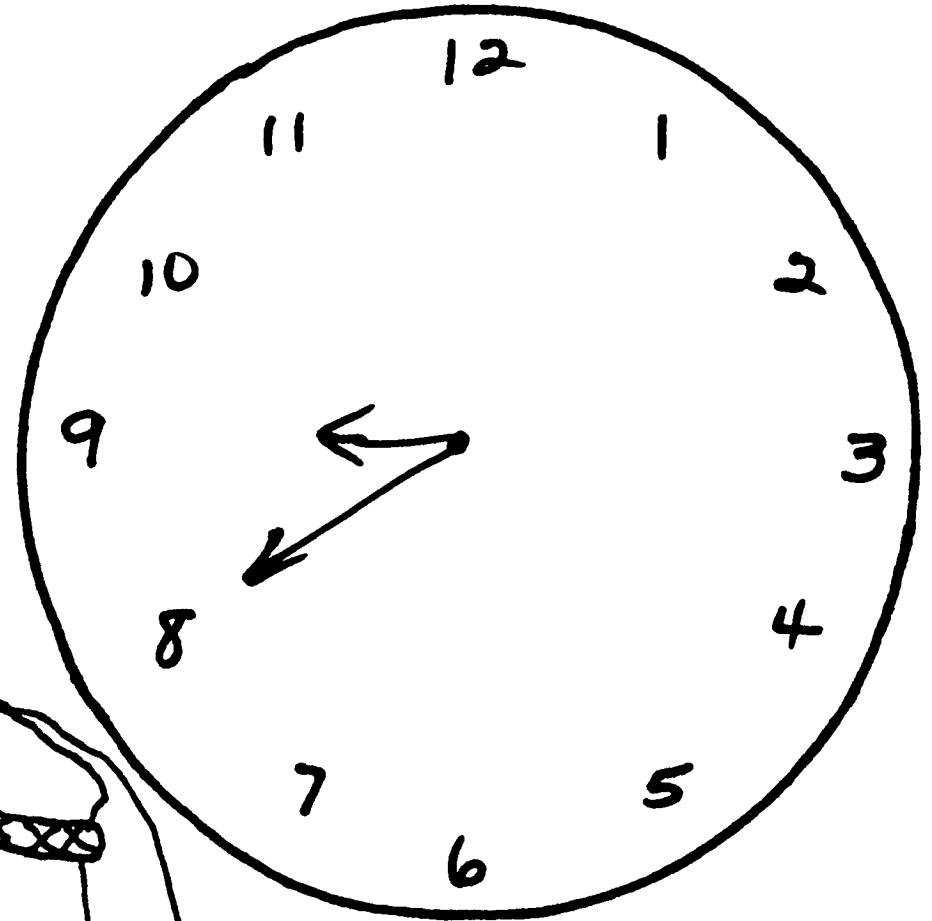

The sun shone all night and the hail fell on the Canaanites who tried to run away.

# Lemonade and Bible Stories!






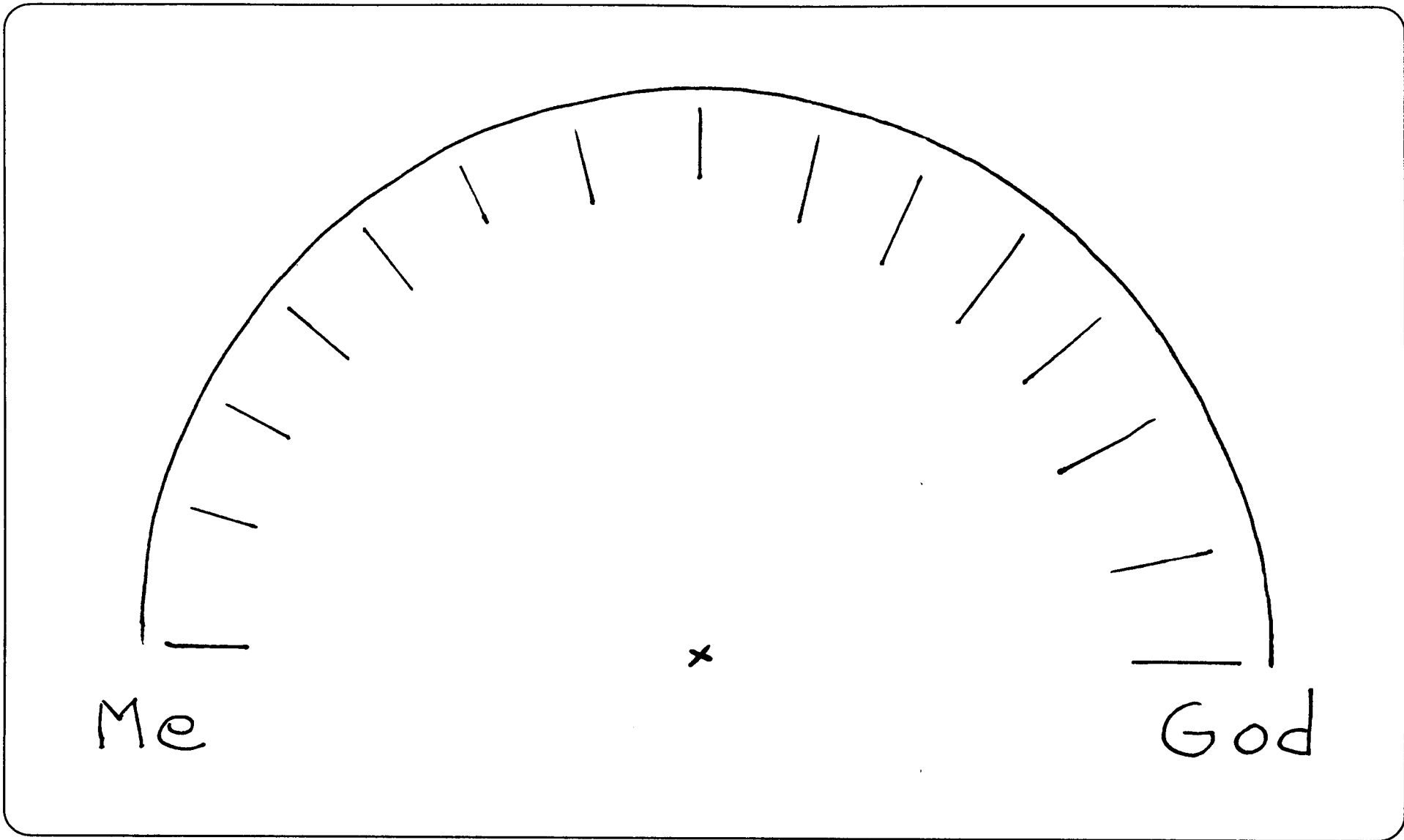
In all our decisions, the very first Person we should go to for help is God... through prayer and reading His Word - the Bible.

Be strong and courageous. . . God will be with you  
wherever you go. Joshua 1:9



**Praying Hands  
Clock  
Necklace**

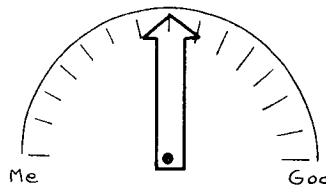





### "God or Me" Meter

Cut out and glue the above meter onto a piece of construction paper.

Cut the arrow out of poster board and attach it to the center of the meter with a brad paper fastener.

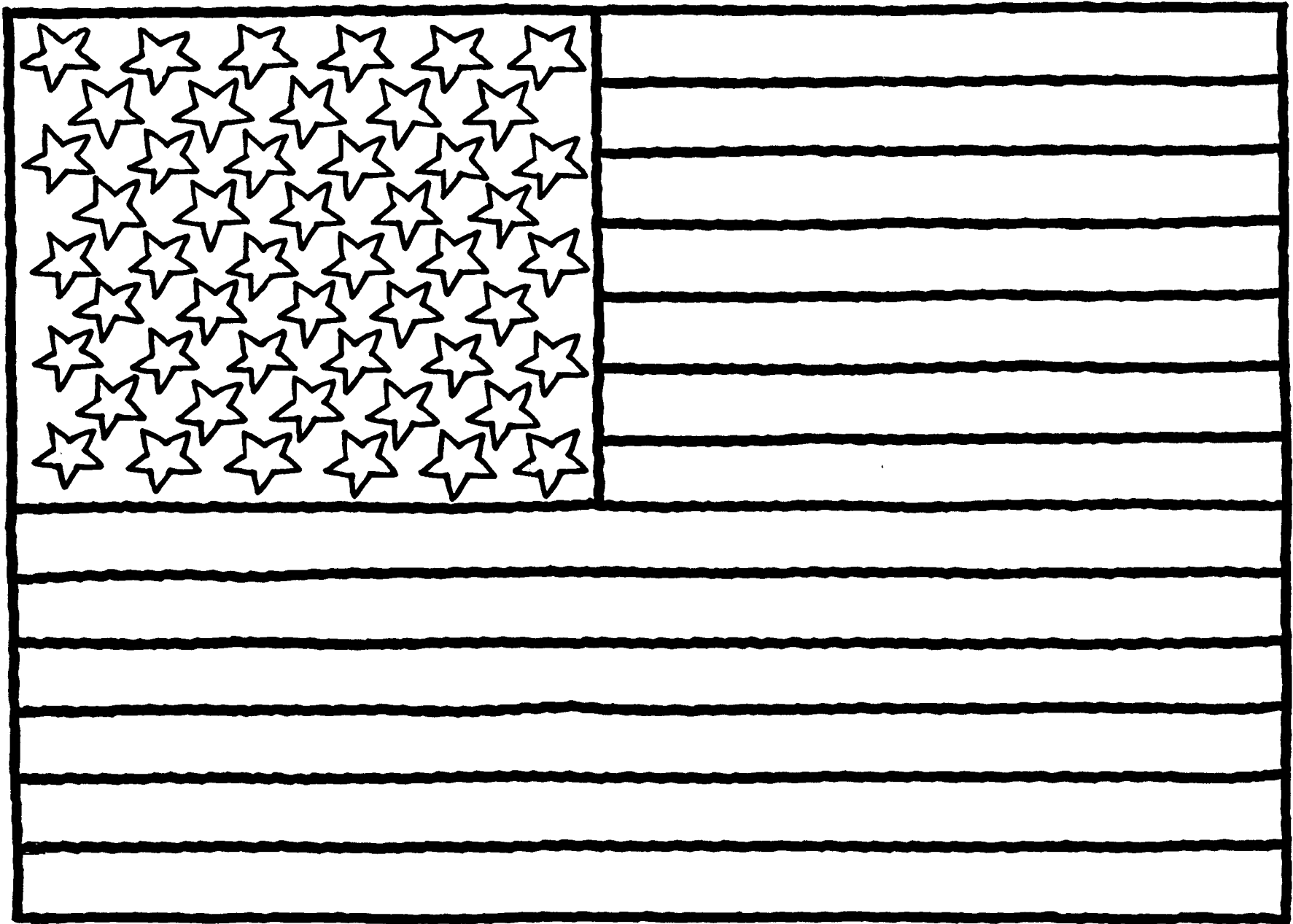


Sample "God or Me" Meter



## Questions for "God or Me" Meter

I get up and complain.	I get up and pray.	I talk back.	I willingly obey.
I take a toy away.	I share a toy.	I put my toys away.	I play nicely with my friend.
I hit to get what I want.	I pray during the day.	I pray and thank God for my food.	I pray when I get mad.
I pray when I am scared.	I pray when I don't want to obey.	I pray for my sister or brother.	I pray for my dad and mom.
I pray for a friend.	I get angry when I don't get my way.	I ask to have Bible stories read to me.	I say, "No," when asked to help at home.



Be strong and courageous. . . God will be with you  
wherever you go. Joshua 1:9

1JOS03ECGF10