

July 25, 1999
Early Childhood
Joshua Chose to Serve the Lord.

Joshua 23-34
1JOS05EC

Materials I Need:

Memory Verse:

As for me and my household, we will serve the Lord. Joshua 24:15b

Attribute of God emphasized in the book of Joshua: God is all-powerful.

Aim Questions for 2's & 3's:

1. **Did God keep His promise to give the Israelites all the land of Canaan where they put their feet?** *(Yes. God was with them wherever they went.)*
2. **Was Joshua old when he died?** *(Yes. Joshua was very old.)*
3. **Did Joshua tell the Israelite people to choose God and not idols?** *(Yes. Joshua said, "Throw away your idols and pray only to God.")*
4. **Did Joshua choose to serve the all-powerful God?** *(Yes. Say the memory verse.)*
5. **Did Joshua put a stone under the special oak tree at Schechem?** *(Yes. The stone would remind the people of their promise to serve and obey God.)*

Aim Questions for 4's, 5's & K:

1. **Did God keep His promise to give the Israelites all the land of Canaan?** *(Yes. God was with the Israelites and fought for them wherever they went.)*
2. **How old was Joshua when he died?** *(Joshua was one hundred and ten years old.)*
3. **What did Joshua tell the Israelite people when he called them together at Schechem?** *(Joshua reminded the people of God's great power and promises. He asked them to choose between God and idols.)*
4. **Did Joshua choose to serve the all-powerful God?** *(Yes. He said, "As for me and my household, we will serve the Lord.")*
5. **Why did Joshua put a stone under the oak tree at Schechem?** *(The stone would remind the Israelite people of their promise to obey and serve the living God.)*
6. **Do you want to obey and serve God?** *(Say the memory verse.)*

Key for symbols:

- This box symbol represents ideas that can be used for two-year-olds through kindergarten. Please remember to slow down the pace for two-year-olds and keep the pace moving for five-year-olds.
- ② This symbol represents ideas that are best used for two- and three-year-olds.
- ④ This symbol represents ideas that are best used for four-year-olds through kindergarten.

Hook:

- Magnet Center:** Bring several different sizes and shapes of magnets to class. Provide numerous items on a table that will (screws, nails, paper clips, etc.) and won't (buttons, beans, plastic toys and blocks) be affected by the magnets. For the smaller children, try to keep the item sizes larger so they can handle the articles during the discussion. Demonstrate that the magnets are attracted to some items and not to others. In today's Bible Adventure, Joshua told the Israelites to serve the

Lord God and to obey Him. "We are to stay close to God just as the magnet wants to stay close to the (metal chair)." Older children might talk about how God wants us to cling to him just like the nails hold tight to the magnet. God wants us to hold on to Him and not things around us so He can give us victories over selfish sin.

- "Idols Can't Hear" Object Lesson:** Bring an object, like a statue or a trophy, that could be used to represent an idol. Talk about how someone made it with their hands. Ask the children, "Can you see this statue with your eyes?" Yes. "Do you think that this statue has power to make a river divide in half so that people could walk through the river?" No. "Does this statue have power to send manna from heaven if I ask it to?" No. A piece of wood does not hear us talking to it nor does it have power to help us. Only the living God in heaven has all power. We can't see God, but we can talk to Him and pray to Him because He hears and has power to help His people who love and obey Him. The Israelites saw God in the cloud that led them in the desert. We know about God from His words in the Bible.
- Egyptian Idols Activity Page:** (1JOS05ECGF2, 1JOS05ECGF7 and 1JOS05ECGF8) Make sun and Nile River stickers by copying the GF7 onto 3 1/3" x 4" laser labels and the GF8 page onto 1" x 2 5/8" laser labels. Let the children stick one sun sticker and several Nile River frogs onto their GF2 pages. Talk about all the things that God created, including the sun and water. Talk about how the Egyptian people prayed to the sun and to the river. We should never pray to the sun, moon, stars, or rivers. We pray only to God.
- Stay Close to the Lord:** Volunteer a strong, tall leader and allow a child to grab and hold on to his leg while he walks around the room. The child might choose to stand on the leader's foot or wrap his legs around the leader's leg. In today's Bible Adventure, the Israelites agreed to stay close to God in their new land.
- Static Cling Center:** Bring in an inflated balloon (or several) and rub it on a child's head. What happens to his hair? His hair wants to cling to the balloon. We should want to stay close to God in the same way.
- Walk the Straight Path:** Use a balance beam, a 2" x 4" board, or a wide tape mark line on the floor and have the children carefully walk along the top of it without falling. You may need to steady the younger children by walking along next to them. Joshua told the Israelites, "As for me and my household, we will serve the Lord." God would help His people to obey by being with them wherever they went.
- Miracle Center:** Using review pictures of God visibly being with His people, set up a coloring center with crayons or washable markers and talk about what is happening in each of the pictures as the children color them. Some pictures that could be included are: AGEN08ECGF1 (old Abraham and Sarah with baby Isaac), 1EXO03ECGF11 (review of the plagues in Egypt), 1EXO05ECGF3 (Moses parting the Red Sea), 1EXO06ECGF1 (manna and quail), 1JOS05ECGF3 (God leading Israelites in a cloud), and 1JOS01ECGF3 (God parting the Jordan River).
- Idols Get Knocked Down:** Let children cut yellow construction paper and glue it to the sides of milk cartons. These will represent idols. Idol papers could be taped to blocks or cardboard "bricks" you have for children to play with. God had asked the Israelites to not worship, bow down to, or even own an idol. Idols can't help us. Idols don't hear our prayers. Idols don't love us. Have the children knock down and get rid of these idols in your room. Pretend to be foreigners who worshipped idols and put them up again so the children can knock them down again. Papers could be torn off and thrown away as if throwing away the idols.
- ④ **Idol Game:** Place one-foot strips of masking tape in two parallel lines (as if making two sets of steps). Divide the children into two teams. In a basket, place several instructions for actions, like, "Take three steps forward. Take one step forward. You touched an idol, go backward three steps." Children on each team take turns drawing a paper out of the basket (and returning it to the basket after they have read it) and following its instructions. "We will find out in the Bible Adventure why it is important to avoid any idols. We will talk about what things might be idols for us during our snack today."
- ④ **Hanging on to Each Other:** Divide the children into teams of about four children each. Give the first child a roll of crepe paper streamer. He is to wrap it around one of his wrists twice and pass it to the next person on the team to do the same. Try walking around the room forward and backward

while stuck together. "The Bible Adventure story today tells us to hold on to God, not each other or things we own. If we hang on to God, He will give us success. We will hear how He did that for the Israelites who obeyed Him."

- ④ **Play Dough:** Make statue type figures to represent idols that some people in the land of Canaan worshipped. Talk about idols not giving us victory or fighting for us. Smash the idols and pretend to throw them away.
-



Book:

Presentation Ideas -

- Color and mount the **1JOS05ECGF1, 1JOS05ECGF2, 1JOS05ECGF3, 1JOS05ECGF4, and 1JOS05ECGF5** pictures on construction paper. Show them as you tell the Bible Adventure.
- Bring a large stone and set it under an artificial tree. Pretend that it is Schechem. Throughout the morning, whenever you refer to the rock under the tree, the children can say, "We will remember to obey our parents."
- Story Presentation and Review:** Invite a visitor and have them seated in the story circle. This could be a puppet (frog), a grandparent, or a friend. Review the story with the children by letting them tell the visitor all the ways God helped the Israelites get out of Egypt--how He fed them, parted the sea and river, made the Jericho walls fall down, and gave them victory over their enemies in the Promised Land. Tell the children that in today's Bible Adventure, God is going to tell the Israelites some things He wants them to remember (no idols, obey and serve God only).

Bible Adventure for 2's & 3's-

(Show last week's 1JOS04ECGF3 picture of Joshua talking to the Israelite leaders.) Joshua was very old and it was time for him to die. He called the Israelite people together and said, "I am old now and ready to die. Before I go, I want to ask you to be strong and courageous *(Make the hand motions.)* and to obey all of God's words. *(Hold up your Bible.)*

(Show the 1JOS05ECGF3 picture.) "God took our people out of Egypt, led them from a cloud, and showed His mighty power by giving them manna and water every day for forty years. God showed His mighty power by parting the Red Sea waters and the Jordan River waters. When the Israelites obeyed God's words, Jericho fell down at the Israelites' shouts." *(Show any review pictures you have emphasized from the Exodus, Numbers, and Deuteronomy lessons.)*

(Show the 1JOS05ECGF4 picture.) Joshua said to the Israelite elders, "The Canaanites who live around us make idols with their hands. They bow down and pray to the idols that they make with their hands. You must not bow down or pray to those idols. Don't marry anyone who bows down to an idol. God will not be with you if you disobey and bow down to idols.

"Throw away any idols that you have in your houses. Don't even keep them around or they will tempt you to worship them. Today I am asking you to choose whether you and your family will serve God or idols. *(Stand up straight and tall.)* As for me and my family, we will serve the Lord." *(Have the children say, "We will serve the Lord.")*

The Israelite leaders all said, "We want to serve the Lord, too." *(Have the children say, "We will serve the Lord.")*

Joshua said, "Then throw away any idols that you have in your houses. Love and serve God with your whole hearts."

The people said to Joshua, "We will serve the Lord God and obey Him." *(Have the children say, "We will serve the Lord.")*

(Show the 1JOS05ECGF5 picture.) Joshua wrote down all of these things in the Book of the Law. Then he took a large stone and put it under a special oak tree at Schechem.

"See," Joshua said, "this stone will remind you of your promise to serve the Lord. Whenever you see this stone, you will remember your promise to serve the living, all-powerful God." *(Have the children say, "We will serve the Lord.")*

Then Joshua sent the people away, each of the families to their own homes. Joshua was glad that all the people wanted to serve God and not idols.

Prayer: Dear God, You kept Your promise to give the Israelites the land where they put their feet. You are the all-powerful, mighty God. Help me choose to obey and serve You like Joshua did. In Jesus' name, Amen.

Bible Adventure for 4's, 5's & K-

(Show last week's 1JOS04ECGF3 picture of Joshua talking to the Israelite leaders.) Joshua was one hundred and ten years old and it was time for him to die. Joshua had important things to say to the Israelites before he died. Joshua cared so much for his people.

Joshua called all of the Israelite people together at Schechem and said, "I am old now and ready to die. Before I go, I want to ask you to be strong and courageous (*Make the hand motions.*) and to obey all of God's words." (*Hold up your Bible.*)

(Show the 1JOS05ECGF1 picture.) Joshua said, "This is what the Lord, the God of Israel, has said, 'Long ago, I chose Abraham to become the leader of My special family, who would become a big nation of people. I promised Abraham a land for his family. Abraham obeyed Me and left his father's idols that he could see with his eyes, in order to follow Me to a land that he could not yet see.'"

Abraham, his son, Isaac, his son, Jacob, and Jacob's twelve sons did not bow down to the idols that the men of Canaan made with their hands. They worshipped the true God who loved them and who promised to bless them.

(Show the 1JOS05ECGF2 picture.) When the Israelites lived in Egypt, they were not careful to love and obey the living God. The Egyptians prayed to the sun as if it could hear and had power to help them. They prayed to the Nile River as if it could hear and had power to help them.

Some Israelites bowed down and prayed to the idols that the Egyptian people made with their hands. Do you think that the sun, the river, or idols can hear peoples' prayers, and help them? No. Idols cannot hear. Idols have no power. Only the living God in heaven has power to help us.

(Show the 1JOS05ECGF3 picture.) Joshua said to the people, "I want you to know that it is God who has been your helper. He fought for you. He helped as you wandered in the desert. When you obeyed Him, He gave you success. Always trust and obey God. Hold on to God."

Let's remember some ways that God helped the Israelites. God's great power took the Israelites out of Egypt. God led His people from a cloud and showed His mighty power by giving them manna and water every day for forty years. God showed His mighty power by parting the Red Sea waters and the Jordan River waters so that the people could walk through. When the Israelites obeyed God's words, Jericho fell down as the Israelites shouted.

(Show the 1JOS05ECGF4 picture.) Joshua said to the Israelite elders, "God has given us victory in this land of Canaan, but there are still many Canaanites who live around us. These Canaanites make idols with their hands and bow down to the idols. Don't bow down or pray to those idols. If you do, God will not help you drive all of your enemies from your land. Don't marry anyone who bows down to an idol. If you do, you will be tempted to bow down, too. God will not be with you and help you keep this land if you disobey and bow down to idols.

"Throw away any idols that you have in your houses. Don't even keep them around or they will tempt you to worship them. Today I am standing here, asking you men to choose whether you and your families will serve the all-powerful God or serve the idols that some person has made with his hands."

(Stand straight and tall.) Joshua said, "As for me and my household, we will serve the Lord." Joshua was old but he was still strong and courageous as a leader.

The Israelite people all said, "We want to serve the Lord, too."

Joshua said, "Don't just say that you want to serve the Lord because I said I was going to serve Him. God is a holy God and will not be with you if you pray to idols. You must choose between the all-powerful God and idols. You cannot serve God and idols at the same time."

The Israelites all said, "We want to choose God, not idols."

Joshua said, "Then throw away any idols that you have in your houses. Love and serve God with your whole hearts."

The people said to Joshua, "We will serve the Lord God and obey Him."

(Show the 1JOS05ECGF5 picture.) Joshua wrote down the peoples' promise to serve and obey God. He wrote down all of these things in the Book of the Law. Then he took a large stone and set it up under an oak tree at Schechem.

"See," Joshua said, "this stone will remind you of your promise to serve the Lord. Whenever you see this stone, you will remember your promise to serve the living, all-powerful God. If you don't keep your promise, this stone will be a reminder of what God has said will happen to you."

Then Joshua sent the people away, each of the families to their own homes. Joshua was glad that the people wanted to serve God and not idols. Joshua died soon after he had met with the Israelite people.

Joshua was a great leader who served and obeyed God his whole life. The elders also kept their promise to serve the Lord as long as they lived. God blessed the Israelite people in their new land because they loved and obeyed Him.

Prayer: Dear God, You kept Your promise to give the Israelites the land of Canaan. You are the all-powerful, mighty God. Help me choose to obey and serve You like Joshua did. In Jesus' name, Amen.



Look:

- Aim Questions:** Before class, place five Bibles around the room with the numbered questions taped to them. Have the children look for God's Word and those who find the Bibles bring them with the questions to the teaching leader. The questions can then be asked in order. God wants us to look to His Word, the Bible, and serve Him, not idols.
- Promise Necklace: (1JOS05ECGF11)** Each child needs a piece of yarn that has been dipped in melted wax or covered with tape on the ends. Give each child a GF11 picture and a memory verse. Let the children decorate their pictures and verses. Write each child's name and a way he or she wants to serve God this week on the back. Give each child a half cup of fruit loop cereal to string on the yarn. Encourage the children to wear their necklaces as a reminder all week. Sing the Joshua 24:15, memory verse song as the children work.
- Snack:** Take the children outside for a snack and seat them in small groups on the grass apart from each other. Talk about the names of the twelve families and choose a name for your snack group. Joshua sent all the men home to their own pieces of land and was glad they all wanted to serve the Lord. Talk about the ways that God showed Himself to the Israelites. They did not have the Bible but knew that God was with them. "In what ways did God show He was with the Israelites?" Older children might discuss things that could become like idols if they love them too much, like games, friends, toys, television, or music. Eat biscuits drizzled with honey, remembering the manna that God provided that tasted like honey and was made into bread-like biscuits.
- God's Reminders to Obey: (1JOS05ECGF6)** In the books of Exodus, Leviticus, Numbers, Deuteronomy, and Joshua, God asked the Israelites to set up many visual reminders that would help them obey. Let the older children use washable brown tempera paint to color packing styrofoam pieces. When the painted pieces are dry, let the children glue them on the GF6 memorial stones at Gilgal and on the stone under the tree at Schechem. Have the children tape leaves to Aaron's staff, blue yarn for tassels, and bits of crackers for the manna pot. In the book of Exodus (34:1-2), God gave Moses two stone tablets on which He wrote the Ten Commandments. God told Moses to put the tablets in the Ark of the Covenant. In Exodus 16:33-34, God asked Moses to put a pot of manna in the Ark of the Covenant so that they would remember to be thankful for God's faithfulness to give them food for forty years in the desert. God asked Aaron to put his staff on which almonds had grown overnight into the Ark of the Covenant to remind the Israelites that Aaron and his sons were God's holy priests (Numbers 17:10-11). In Numbers 15:37-41, God asked the men to wear tassels on their robes so that they would remember to obey God's commands. God asked Joshua to build a memorial at Gilgal with stones from the Jordan River to remember God's great power in parting the water. Joshua put a stone under the oak tree at Schechem so that the Israelites would always remember their promise to serve God only. Sing "We Will Not Forget God's Word" as the children work.
- Activity Dice:** Cover two square 6" x 6" boxes with plain paper. On one of the cubes, number the sides from one to six. On the other cube, write the following activities, one on each side of the cube: hopping, spinning, jumping jacks, push ups, feet slapping (alternating feet), and sitting down and getting up. Form a circle and choose one child to throw the cubes into the center of the circle. The leader reads what to do and the number of times to do it and everyone in the circle does the activity. "God wants us to obey and serve Him just as we are willing to obey and do what comes up on the cubes."
- Throw Away Those Idols!** Place a large box or garbage can in the center of an open area and tape a large circle around it. Give each child a bean bag, soft ball, or stuffed animal and have them stand outside the circle. On a signal from the leader, designate which children can throw first by setting a

requirement such as: only boys, only those who have a sister, only girls, only those with shoelaces, only those wearing blue jeans, etc. After everyone has thrown, they may enter the circle to retrieve their bean bags and the game can be repeated. In today's story, Joshua told the people, "Throw away any idols that you have in your houses. Love and serve God with your whole hearts."

Missionary Tape: Make a tape of children saying the memory verse and reviewing the history of the Israelites for your class missionary. This can be an encouragement for the missionary as he remembers God fights his battles, also. This person has already committed to serving God and obeying Him.

Joshua Served the Lord Relay: Divide the class into two groups outside. Have them sit behind a starting line (a rope on the ground). Provide a tray and a short plastic glass or mug for each team. Place a full bucket of water at the starting line for each team and an empty one about ten yards out for each team. To start, set the tray on the ground, fill the glass with water, and put it on the tray. Carefully lift the tray and slowly walk out to the empty bucket, set the tray down, and empty the water into the bucket. The first child then brings the tray and empty glass back for the next child. This is a slow relay so more than two teams could be participating at the same time if more trays and glasses are available. Or the tray could be eliminated and just the glasses of water used. Just as a tray with drinks is used in serving someone, Joshua wanted the Israelites to be serving the Lord.

④ **Hanging on to God:** God gave success to the Israelites when they trusted Him and obeyed. God wanted them to hang on to Him and not idols. On chairs around the room, place several idols or pictures of idols (any of the following of which parents disapprove: TV, games, friends, and toys) interspersed with Bibles. As the children line up and walk past the "idols," ask them to hold on to the things to which God wants them to hold on to. They should ignore or turn their backs to the idols.

④ **Memory Verse Echo:** With children on opposite sides of the room, let them say the memory verse back and forth for each other. Ask them to say it quietly, a little louder, and a little louder again. Ask them to say it standing on one foot or while jumping up and down. They could recite the verse while acting out dusting furniture, washing the floor, putting toys away, and washing windows or chairs.

④ **Stone Promise and Verse Review:** Let children choose a rock (as flat as possible) out of a paper bag. Using a marker (permanent marker with a lot of assistance), help them write their names on the rocks as you say the memory verse together. If a tree is available outside, let the children place their rocks under the tree while saying the verse and making this a promise to God. Let each child decide a way that they could serve God this week and share it (help at home with setting the table, putting toys away, making cookies for Grandma or a sick neighbor, obeying when asked to go to bed or take a nap).

④ **Idol Tag:** Place Bibles on several chairs around the room. A child wearing a gold hat pretends to be the idol and must try to touch children who move from Bible to Bible. The children are safe as long as they are touching a Bible. If the "idol" touches them, they are out of the game. We can't win with idols in our lives.

④ **Velcro Balls and Paddles Game:** Place a Bible sticker on the paddle and while you hold it, let children take turns with balls, trying to get them to cling to the Bible!

Songs:

Joshua 1:9 Memory Verse Song (tune: "This Little Light of Mine")
"Be strong and courageous, God will be with you."
"Be strong and courageous, God will be with you."
Joshua chapter one, verse nine.

Joshua 24:15, Memory Verse Song (tune: "Happy Birthday to You")
As for me and my house,
As for me and my house,
As for me and my house,
We will serve the Lord.

Serve Him (tune: "Praise Him, Praise Him")
Serve Him, serve Him, all ye little children.

God is all--pow-er-ful. (Repeat the two lines.)

We Will Not Forget God's Word

We will not forget God's Word.
That is where His voice is heard.
If we listen and obey,
We'll be happy every day.

Lord, I Want to Be a Christian

Lord, I want to be a Christian in my heart, in my heart;
Lord, I want to be a Christian in my heart, in my heart,
Lord, I want to be a Christian in my heart.



Took:

Painted Stone Paperweights: Bring enough oval, smooth rocks for each child to have one. The stones should be clean and dry. Provide several colors of tempera paint and different-sized brushes for each table. Encourage the children to paint funny faces, flowers, or animals. Joshua took a large stone and set it up under an oak tree at Shechem. It was to remind the people of their promise to serve the Lord. "Our rock paperweights can be a reminder for us of our promise to serve the Lord."

Frog Puppet: (Last week's 1JOS04ECGF5 and 1JOS04ECGF6) Bring back the frog puppet you made last week. Review all the pictures from all of the Joshua lessons and point out the frog on each page. "Now the frog is here to help you remember the Joshua Bible Adventures so that you can tell your dad, mom, and friends." Let the children share parts of the Adventures with the puppet. "The frog wasn't here when we learned about all that God had done for the Israelites. Help him know what God did for the Israelites."

④ **"Serve God by Obeying" Coupons: (1JOS05ECGF12)** Let the children write their names on the coupons if, after saying the verse, they really want to serve God. Talk about how we are serving God when we help others. When we obey, we are serving God. When we come together at Bible School with a happy attitude, we are serving God. Give the children small envelopes or let them fold construction paper to make small packets that have been stapled on two sides. The children can take their coupons home in their envelopes. Have the children ask their parents to "redeem" the coupons this week by taking a coupon when their child does the task described on the coupon.

④ **House and Stickers: (1JOS05ECGF9 and 1JOS05ECGF10)** Before class, cut the GF9 windows so they can be opened. Let the children color their GF9 houses and glue a GF10 sheet behind it. Children can open the windows of their houses and talk about ways of serving God at home. Talk about holding on to the Bible ways of doing things in every room of the house. Sing, "Lord, I Want to Be a Christian," inserting the words, "in my home" in place of "in my heart." Sing "Joshua 24:15, Memory Verse Song" as the children open the windows of their houses.




1JOS05ECGF1

Abraham obeyed God and took his family to the promised land."



1JOS05ECGF2

Joshua said to the Israelites, "Don't worship the sun or the Nile River like the Egyptians."




God led the Israelites from a pillar of cloud by day and a pillar of fire by night. When the cloud lifted, the Israelites packed up their belongings and followed the cloud. When the cloud settled, the Israelites set up camp until the cloud lifted again.



1JOS05ECGF4

Joshua said, "My family chooses to serve the Lord, not idols."




1JOS05ECGF5

Joshua said, "This stone will remind you of your promise to serve only God."

God's Reminders to Obey



God gave Moses 2 tablets on which he wrote the 10 commandments. God told Moses to put the tablets in the Ark of the Covenant.




God asked Moses to put a pot of manna in the Ark so that the Israelites would remember to be thankful for God's faithfulness to give them food for 40 years in the desert. Exodus 16:33-34





In Numbers 15:37-41 God asked the men to wear tassels on their robes so that they would remember to obey God's commands.

God gave his people things they could see as **reminders** to obey Him.

God asked Aaron to put his staff on which almonds had grown overnight into the Ark to remind the Israelites that Aaron and his sons were God's holy priests. Numbers 17: 10-11

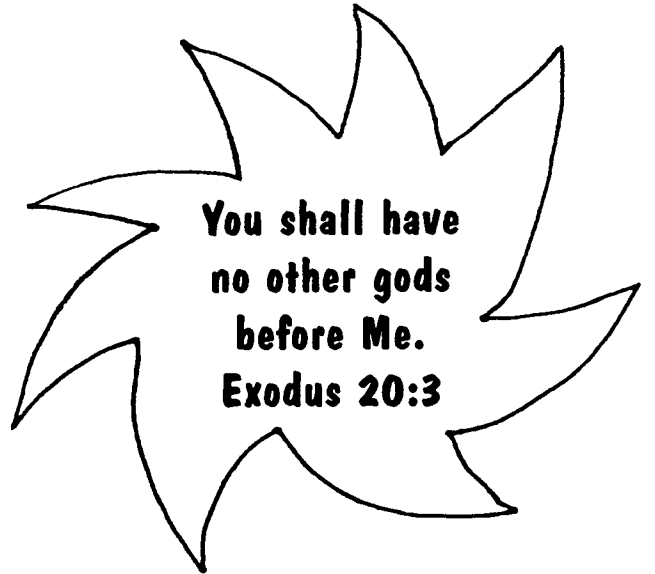
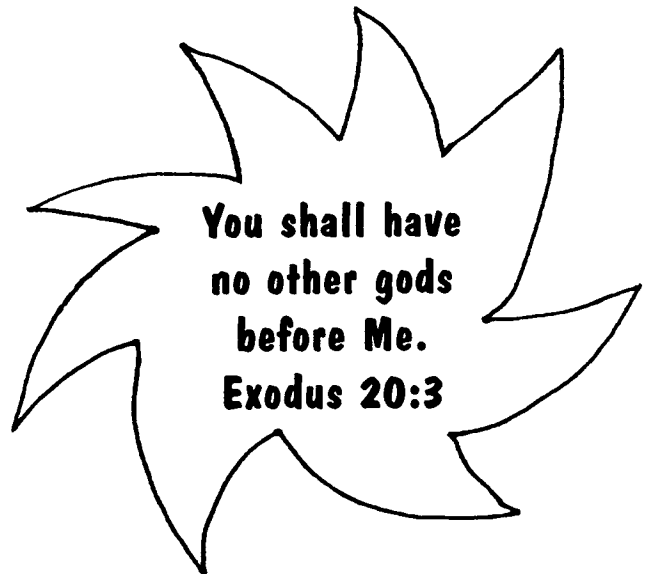
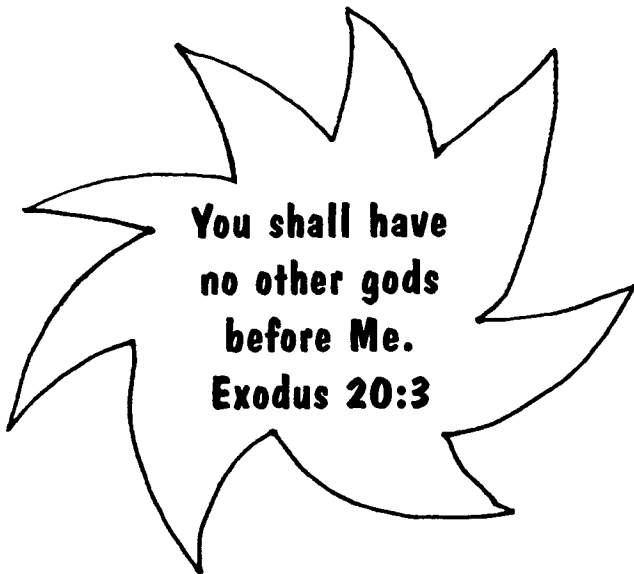
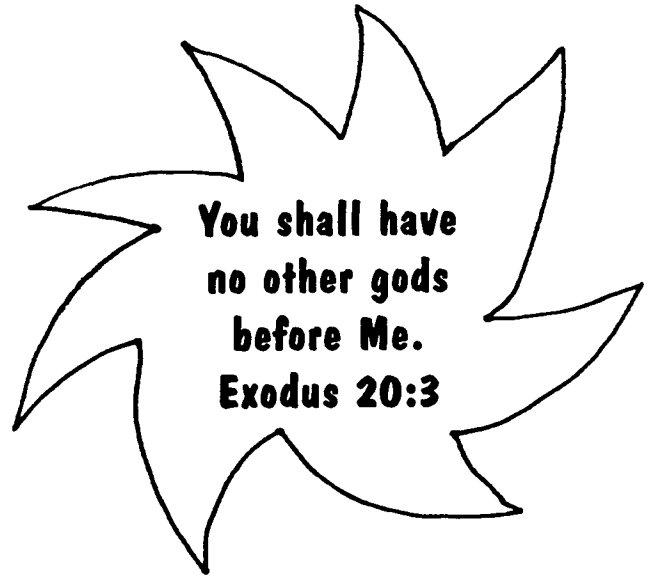



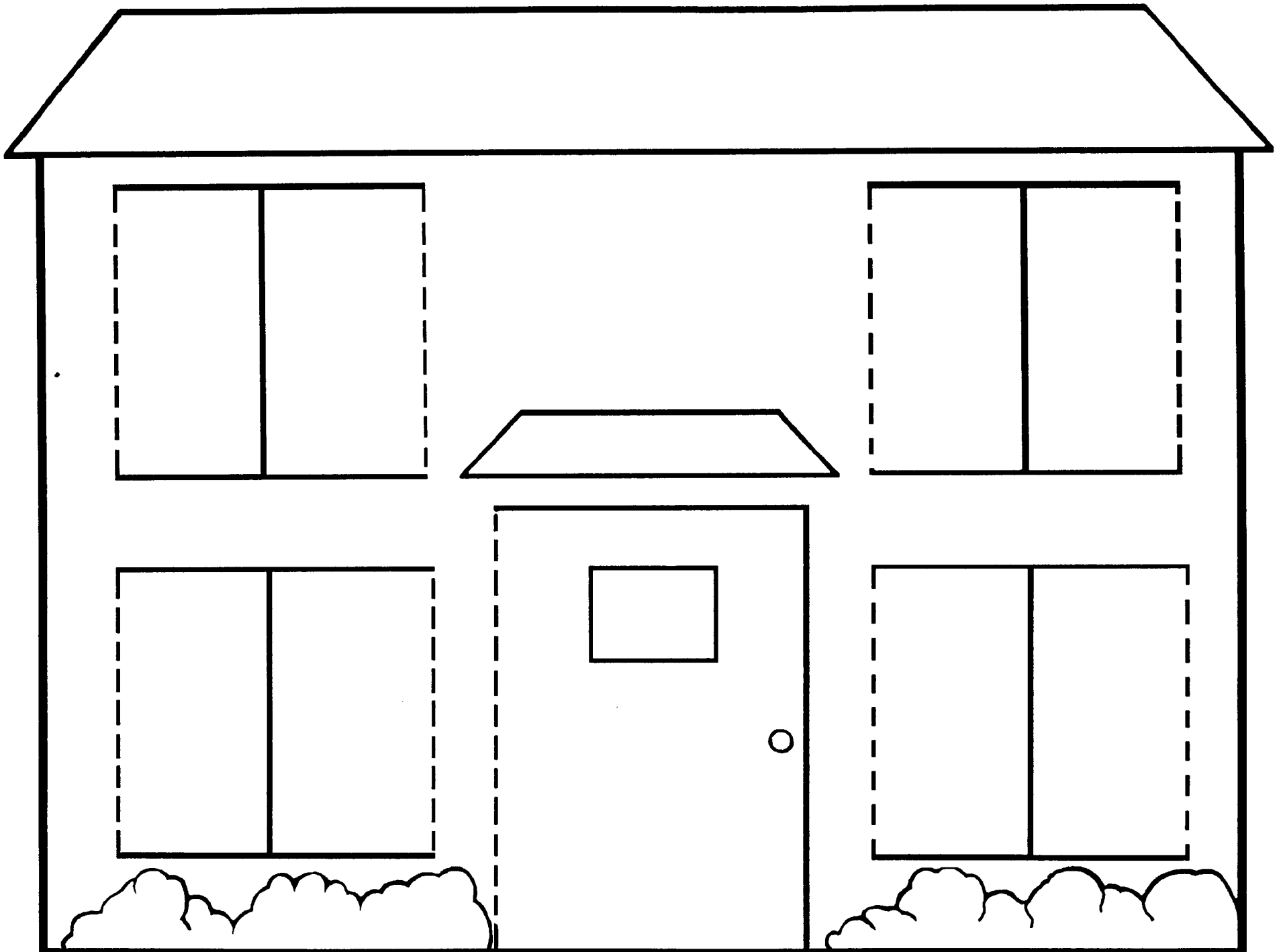
God asked Joshua to build a memorial at Gilgal with stones from the Jordan River to remember God's great power in parting the water.



Joshua put a stone under the oak tree at Schechem so that the Israelites would always remember their promises to serve God only.



God gives us His Word, parents who teach us the Bible, and a church where we learn from the Bible. Thanks God.








1JOS05ECGF9

As for me and my household, we will serve the Lord. Joshua 24:15



As for me and my family, we will serve the Lord. Joshua 24:15

Promise Necklace



As for me and
my household,
we will serve
the Lord.
Joshua 24:15

As for me and
my household,
we will serve
the Lord.
Joshua 24:15


As for me and
my household,
we will serve
the Lord.
Joshua 24:15

"Serve God by Obeying" Coupons

MAKE the
BED



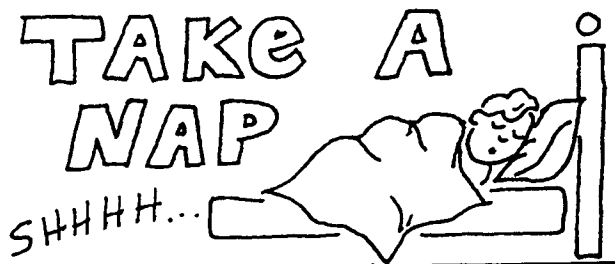
PUT TOYS
AWAY




HELP DO
DISHES



TAKE A
NAP




SET the TABLE



MAKE the
BED




PUT TOYS
AWAY




HELP DO
DISHES



TAKE A
NAP



SET the TABLE



1JOS05ECGF12

Cut the coupons apart and give each child his own set of coupons. Older children can cut their own coupons apart themselves. Provide a small envelope in which the children can take the coupons home. A simple envelope can be made by cutting a piece of construction paper in half, folding the two halves in half, and stapling the sides.