

July 18, 1999  
Early Childhood  
The Israelites Settled the Land of Canaan.

Joshua 13-22  
1JOS04EC  
The Israelites Settled the Land of Canaan.

Materials I Need:

Memory Verse:

Be strong and courageous. . . God will be with you wherever you go. Joshua 1:9

Attribute of God emphasized in the book of Joshua: God is all-powerful.

Aim Questions for 2's & 3's:

1. **Did God keep His promise to give the Israelites all the Canaan land wherever they walked?** *(Yes. Say the memory verse.)*
2. **Did Joshua put the tabernacle at the city of Shiloh?** *(Yes. The Israelites would come to Shiloh three times a year to worship the Lord.)*
3. **Did Joshua divide the land of Canaan into twelve sections for the twelve family groups of Israel?** *(Yes. God showed Joshua where each family group would its homes.)*
4. **Did the men of Reuben, Gad, and the half tribe of Manasseh build an altar by the Jordan River?** *(Yes. They wanted everyone to remember that even though they were far away across the Jordan River, they were still part of God's people.)*
5. **Who is more powerful than anyone or anything?** *(God)*

Aim Questions for 4's, 5's & K:

1. **Did God keep His promise to give the Israelites all the land of Canaan on which they put their feet?** *(Yes. Show some of the Canaanite cities on the map that the Israelites conquered.)*
2. **How old was Caleb when he took over the strong, walled city of Hebron?** *(Caleb was eighty-five years old.)* **Was Caleb afraid of the strong Anakites at Hebron?** *(No. Caleb trusted God to be with him.)*
3. **Were the men of Ephraim strong and courageous when they thought of fighting the Canaanites who had iron chariots?** *(No. The men of Ephraim complained to Joshua that they needed more land but that they couldn't get it because of the Canaanites' iron chariots.)*
4. **Why did God give six "cities of refuge" to the Israelites?** *(If a man accidentally killed someone, he could run to a city of refuge and get a fair trial.)*
5. **When the men of Reuben, Gad, and Manasseh were going home, what did they do that upset the Israelite leaders at Shiloh?** *(The men of Reuben, Gad, and Manasseh built an altar by the Jordan River. The Israelite leaders at Shiloh thought they were disobeying God by planning to sacrifice at that altar rather than going to Shiloh.)*
6. **What did the men of Reuben, Gad, and Manasseh say to the leaders who came from Shiloh?** *(The men of Reuben, Gad, and Manasseh assured the Israelites from Shiloh that they wanted to obey God and come to Shiloh for sacrifices. They only wanted to build a reminder to the people on the west side of the Jordan River that the people on the east side of the Jordan River belonged to the same God of Israel.)*

Key for symbols:



This box symbol represents ideas that can be used for two-year-olds through kindergarten. Please remember to slow down the pace for two-year-olds and keep the pace moving for five-year-olds.



This symbol represents ideas that are best used for two- and three-year-olds.

④ This symbol represents ideas that are best used for four-year-olds through kindergarten.

## Hook:

- Conquest of Canaan: (Last week's 1JOS03ECGF1 picture)** Using the 1JOS03ECGF1 picture, have the children put stickers on the stars next to the cities of Canaan. The city of Shiloh could be marked with double stickers to show the city where the Israelites gathered to worship the one true God. Today's Bible Adventure tells that God gave this many cities and more to the Israelites when they moved into the Promised Land of Canaan.
- Caleb Takes Hebron:** Blindfold a tall leader (giant) and have him stand with his legs apart. Caleb and the Israelites (the children) can quietly try to sneak through the gate of Hebron (legs) without getting caught. The leader listens for any sounds and only then does he reach down to try to tag an Israelite to stop him from going between his legs. In today's Bible Adventure, the children will learn that Caleb was very old but brave. He knew God would help him capture the city of Hebron where the giants lived.
- Home Building Center:** Using wooden or plastic hammers, saws, and screwdrivers, allow the children to pound on larger-sized cardboard boxes. A couple of hard hats could also be worn by the construction workers. The Israelites found only victory against the people who already lived in the land of Canaan because God was with them. Soon they were ready to build their own homes in the new land.
- Family Center:** Provide paper and crayons for each participating child. Have the leader talk to the child about his family. The child or the leader can draw a family picture by the description the child gives. Things to be included could be: family members, family pets, sports, vacations, etc. Talk about everyone's family being different in size, in money, in where it lives, etc. Pictures of families from other parts of the world could also be used to encourage a discussion about the children's own families.
- Map Drawing and Play: (1JOS04ECGF2)** In a pan of sand, cornmeal, or in dirt outside, draw a map with a finger to designate where different Israelite tribal families lived. Let the children place small toy people in these spaces and pretend to live there. In the Bible Adventure today, God's people, the Israelites, are going to divide up the land and build their houses. Use a paper map with the toy people if preferred.
- Canaan Floor Map: (1JOS04ECGF2)** Using masking tape, with the children's assistance, mark out the tribal map on the floor. Be sure to mark the Jordan River. After the Bible Adventure, assign children to their respective places on the floor by tribes. Gather children in Shiloh to hear the Bible Adventure story today.
- Brownie Map:** Bring to class a large pan of brownies. Using purchased tube frosting, draw the map for the tribes' lands. Promise the children they can have some later. God promised the Israelites that they could possess the Promised Land six hundred years before they got it. God's promises happen in God's time, not ours.
- Tribe Divisions:** Divide children into different tribes and give each tribe a different colored arm band. Use scrap fabrics cut in strips and tied around their arms. A necklace could be made to use instead of arm bands if desired. God placed the different families in their own tribes and then He placed each tribe in a land just for it.
- Spokane Map and Toothpick Flags:** On a map of Spokane on the wall, let children place a toothpick pennant flag, which they have colored and labeled with their name, on where they live. Be sure to have the class roster of children available to know where to place the flags. Talk about God placing the Israelite family tribes in different sections of the Promised Land of Canaan.
- ④ **Coloring and Puppet Conversation:** Color the picture of the giants and the smaller Israelites. As two puppets look at the pictures, let them talk about their attitudes regarding going into a land with giants. One puppet is afraid while the other says he can go in and take the land even with giants there. He isn't afraid of the giants. In the Adventure today, Caleb is just like this puppet. He was not afraid of the giants. He knew the Lord was his helper.

- ④ **Play Dough:** Give different-sized portions to each child. Talk about the Israelites each getting a size of land that represented the size of their families.
- 

- ④ **Dividing Fun:** Bring bags of different beans, cereals or coins. Divide the beans up among the children and let them count their own beans. Make sure they don't get the same number of beans, cereal, or coins. Talk about how each one got a different amount. Talk about the Israelite tribes getting different amounts of land. Let children take turns being the leader and dividing up the coins to the children differently. Separate out "3" for the three times a year the Israelites went to Shiloh, "7" for the tribes who still needed land, and "21" for the men that Joshua sent into the land to survey.
- 



### **Book:**

#### **Presentation Ideas -**

- Color and mount the **1JOS04ECGF1**, **1JOS04ECGF2**, **1JOS04ECGF3**, and **1JOS04ECGF4** pictures on construction paper. Show them as you tell the Bible Adventure. Save them for review as you go through the book of Joshua.
- Make an overhead transparency of the review **1JOS03ECGF1** map and of this week's **1JOS04ECGF2** map. Using colorful pens, make stars by the cities as you name them, and outline the sections of land as you name them.
- Continue using "Be strong" (*Flex your muscles.*) and "courageous" (*Cross your arms over your heart.*) actions as you teach the Bible Adventure and refer to the memory verse.
- At the conclusion of the story, sing the song, "Family of Families." Talk about the Israelites being different tribes of families that gathered at Shiloh three times a year. We at our church are a family of families who gather to worship God and hear His Word.

#### **Bible Adventure for 2's & 3's-**

(Show last week's **1JOS03ECGF1** map.) God gave the city of Jericho to the Israelites, and then He gave them many other cities in the land of Canaan. (*Mark the cities on the map. Have the children say, "God was with Joshua."*)

(Show the **GF1** picture.) Caleb came to Joshua and said, "I am eighty-five years old, but I am still as strong and courageous as I ever was. Let me go capture the city of Hebron. Even though the giant Anakite men live there behind strong walls, God is more powerful and will give the city to me as He promised."

The Israelites' powerful God did give Caleb the victory at Hebron. (*Have the children say, "God was with Caleb."*)

It was time for the tabernacle to stay in one place. Joshua set up the tabernacle in the town of Shiloh. All the Israelite men would come to Shiloh three times a year to worship the Lord God. (*Have the children say, "God was with Joshua at Shiloh."*)

(Show the **GF2** map.) Finally, it was time for the Israelites to settle the land and build their own homes. The men of Reuben, Gad, and the half tribe of Manasseh had already built homes on the east side of the Jordan River. They were eager to go back to their families.

(Point to Judah on the map.) Judah received a large section of land in the southern part of Canaan. (*Have the children say, "God was with Judah." Continue mentioning the names of the twelve tribes and saying, "God was with. . ."*)

The Levites received forty-eight cities throughout the land of Canaan with pasture land around the city for their animals. (*Have the children say, "God was with the Levites."*)

(Show the **GF3** picture.) Joshua called the leaders of the Reuben, Gad, and Manasseh families together and said, "Now that we have taken the land of Canaan, you may go back to your homes on the other side of the Jordan River. Be very careful to keep the law that the Lord gave Moses. Love God and walk in all His ways. Obey His commands and come back to Shiloh three times a year so that we can all worship God together."

(Show the **GF4** picture.) When the men of Reuben, Gad, and Manasseh reached the Jordan River, they built a large altar to the Lord. They wanted an altar to remind everyone that even though they were far away on the other side of the Jordan River, they were still Israelites and wanted to be God's people. (*Have the children say, "God was with Reuben, Gad, and Manasseh."*)

**Prayer:** Dear God, You kept Your promise to give the Israelites the land on which they put their feet. You are the all-powerful, mighty God. Help me obey You like Joshua and Caleb. In Jesus' name, Amen.

### **Bible Adventure for 4's, 5's & K-**

(Show last week's 1JOS03ECGF1 map.) God gave the city of Jericho to the Israelites, then Ai, Gibeon, Makkedah, Eglon, and Jarmuth. (Point to the cities on the map. Use more names for older children, or select any names you want.) Then God gave the Israelites victory over the cities from Shiloh to Hazor. (Have the children say, "God was with Joshua.")

(Show the GF1 picture.) When Joshua was about one hundred years old, Caleb came to Joshua and said, "I am eighty-five years old, but I am still as strong and courageous as I ever was. Let me go capture the city of Hebron like Moses said I could do. Even though the giant Anakite men live there behind strong walls, God is more powerful and will give the city to me for my family." Joshua trusted in God's power. God gave Caleb the victory at Hebron, and he settled there with his family. (Have the children say, "God was with Caleb.")

It was time for the tabernacle to stay in one place. Joshua left Gilgal and set up the tabernacle in the town of Shiloh. (Show the city of Shiloh on the map and have the children say, "Shiloh" several times.) Shiloh was in the middle of the land of Canaan and was the city where all the Israelite men would go three times a year to worship the Lord God. The Israelites would come together with their animals and offerings for the Lord. (Have the children say, "God was with the Israelites at Shiloh.")

(Show the GF2 map.) After seven long years of war, peace was coming to the Promised Land of Canaan. Finally, it was time for the Israelites to settle the land. Joshua gave Judah's descendants a large section of land in the southern part of Canaan. (Have the children say, "God was with Judah.")

Joshua gave Ephraim and the other half tribe of Manasseh a very good land, but the men of Ephraim came to Joshua and said, "You didn't give us enough land. We need more land for all of our people and animals."

Joshua said, "If you need more land, go up into the forest and clear more land for yourselves."

The people of Ephraim said, "We can't clear more land because the Canaanites have strong iron chariots. We can't drive them out of the land."

That didn't sound like Caleb, did it? Caleb had said, "With the Lord helping me, I will drive the strong giants out of Hebron." The people of Ephraim said, (Use a whiny voice.) "We want more, but we can't take it."

Joshua was firm with the men of Ephraim. He said, "Be strong and courageous. Though the Canaanites are strong and have iron chariots, God will help you drive them out." (Have the children say, "God was with Ephraim.")

There were still seven tribes who had not received land. Joshua sent out twenty-one men to survey the land and divide it into seven sections. When the men returned with the seven land divisions, Joshua cast lots (like drawing straws) to decide which families received the seven sections of land. God was the person who decided which land would belong to each family group.

The families of Benjamin were not very large and they received the section of land next to Judah and Ephraim. (Have the children say, "God was with Benjamin." Continue repeating this phrase after each family tribe, as interest allows.) The families of Simeon were not very strong, so they were put within the land of Judah. The families of Issachar, Zebulun, Asher, and Naphtali received land toward the north of their brothers.

(Show the six cities of refuge on the GF2 map.) God selected six cities of refuge. If a person accidentally killed someone, he could run to one of the cities of refuge and be safe from the angry relatives who might try to come and kill him. In the city of refuge, the killer would get a fair trial to decide whether the killing was an accident or not.

(Put dots around the map of Canaan to represent Levite cities.) The Levites received forty-eight cities throughout the land of Canaan with pasture land around their cities for their animals. The Levites did not receive a big chunk of land like the rest of the twelve tribes. (Have the children say, "God was with the Levites.")

(Show the GF3 picture.) Joshua called the leaders of the Reuben, Gad, and Manasseh families together and said, "You have fought bravely with your brothers in the land of Canaan. Now that we have taken the land, you may go back to your homes on the other side of the Jordan River. Be very careful to keep the law that the Lord gave Moses. Love God and walk in all His ways. Obey His commands and serve Him with your whole hearts and souls. Come back to Shiloh three times a year so that we can all worship our powerful God together."

The men of Reuben, Gad, and Manasseh were eager to get back to their families. It had been so long (seven years) since they had seen their wives or children.

*(Show the GF4 picture.)* When the men of Reuben, Gad, and Manasseh reached the Jordan River, they built a large altar to the Lord.

Word got back to the Israelite leaders at Shiloh about the altar by the Jordan River. The Shiloh leaders were very upset and thought that their brothers were building their own altar for sacrifice rather than coming back to Shiloh. The Israelite leaders were ready to go fight their brothers at the Jordan River.

Instead of fighting, some of the Israelite leaders went to talk to them. They said, "God will punish us all again if you don't obey Him and worship at Shiloh. Why did you build another altar here at the Jordan River?"

The men of Reuben, Gad, and Manasseh answered, "We did not build this altar for sacrifices. We will come to Shiloh to sacrifice three times a year as God has said. We only wanted an altar to remind everyone that even though we are far away on the other side of the Jordan, we are still Israelites and want to be God's people."

The leaders from Shiloh were glad that the men of Reuben, Gad, and Manasseh were not disobeying God. They went home with happy hearts and told everyone at Shiloh, "We do not need to fight with our brothers. They want to obey and worship God at Shiloh as God has commanded." *(Have the children say, "God was with Reuben, Gad, and Manasseh.")*

God brought peace to the Israelites. They had a good place to build their homes and a good place, Shiloh, where they could worship their mighty, all-powerful God.

**Prayer:** Dear God, You kept Your promise to give the Israelites the land on which they put their feet. You are the all-powerful, mighty God. Help me obey You like Joshua and Caleb. In Jesus' name, Amen.

---



### Look:



**Aim Questions:** Set up a "river" with two parallel ropes about eighteen inches apart. Place the numbered questions on the other side of the "river." As each child is called to get a question, he must jump over the Jordan River to get a question and jump back over to get it to the leader to read. Three of the Israelite families chose to live across the Jordan River but they still wanted to be part of God's people.



**Map Puzzle: (1JOS04ECGF2, 1JOS04ECGF7, and 1JOS04ECGF10)** Let the children color the GF2 map, using a different color for each tribe's land. Add GF10 tent stickers to each section. Cut the children's papers to make a puzzle. Use the GF7 sample as a example of how to cut the picture in order to make a puzzle. Provide envelopes to hold the puzzles for taking home.



**Come to Shiloh!** Outline a large circle big enough for the whole class to stand in on the ground outside with a rope. This will be the city of Shiloh. The Israelites are to dance, skip, walk, run, etc. around outside the circle but on a signal (whistle or bell) from a leader, they are to go into the circle and stand with their hands in a praying position. Commend those who were first to respond. Repeat as time allows. Joshua set the city of Shiloh aside for all the Israelites to come together to worship God.



**"Thank You, God" Finger Play:** The Israelites were thankful for their new land. God blessed them in many ways.

Thank you, God, for our new land,	<i>(Open arms wide.)</i>
For the sun,	<i>(Bring hands up overhead.)</i>
The birds,	<i>(Wave arms to the side.)</i>
And the flowers.	<i>(Pretend to smell.)</i>
Thank you for the trees that sway.	<i>(Everyone sways.)</i>
Thank you for little showers.	<i>(Put arms overhead, move fingers slowly down.)</i>



**Play Brick Altars:** Using bricks or blocks, let children make their own altars by the masking tape river on the floor. Talk about the two and a half tribes that made one big altar to remind everyone that they were Israelites on the east side of the river and they followed the true God. Were they going to sacrifice offerings on this altar? No, God had asked them to bring sacrifices to Shiloh three times a year.

**Brownie Division:** Cut the brownie on the tribe divisions and give each “tribe” its piece of the brownie. Talk about the Israelite tribes getting land in different sizes. They didn’t look at what each other had been given. They didn’t complain. They were glad God had kept His promise and had given them any amount of land.

**Marching, Verse and Rhythm Sticks:** Practicing the memory verse together, and practicing how to use the rhythm sticks (Hold both ends together with both hands in front of you until told to hit them together. Practice rhythm with names from the Bible Adventure today and their names.) March around the room hitting to the rhythm of the words in the memory verse. Pretend to be marching into the Promised Land.

---

**Snack:** When the Israelites moved into the Promised Land, they were given their land and did not get to choose it. Divide the snack into individual servings and set it where everyone can see it. Some of the servings should be bigger than others to represent the size of the land that the different families received. Place a playing card or concentration card in front of each snack portion. The mate will be drawn by one of the children who matches it to his snack serving and sits down at the table to eat. Talk about the size of land for each brother not being “fair” and the size of snack being so different, also. Provide seconds so everyone gets enough to eat.

④ **Paper Cup Chariot: (1JOS04ECGF7 and 1JOS04ECGF8)** Each child will need three paper cups and two paper brads. Cut a section out of one cup as shown in the diagram. Cut the bottom half-inch off of the other two cups and fasten with brad paper fasteners to the chariot. Copy the GF8 page onto 1” x 2 5/8” laser labels to make memory verse stickers. Apply a memory verse sticker to the side of the chariot. Repeat the memory verse while talking about going into the new land where giants had iron chariots. With God, there is nothing to fear. Be strong and courageous.

④ **Snack and Conversation:** While the children are eating their own “tribal-sized” brownie, talk about the following: Life isn’t always fair. If I don’t get as much as someone else, do I complain? If I don’t have what a friend has, do I want more and complain? Do we compare and look at what others have? Are we content with what God gives us? Were the Israelites content with the land God gave them?

④ **Role Play:** Select a few children to be giants and allow them to stand very carefully on chairs. Give them strict instructions to just stand quietly and be the giants in the land. On the other side of a masking tape line, have the children stand and be the fearful Ephraimites. Introduce the giants as being in the land God had promised the Israelites. Another teacher can be Caleb who comes in and says, “I’m Caleb. I’m as strong and courageous as I ever was. Let me go in and capture the city of Hebron. Moses said I could. I can see the giants in the land. God can help me take them. God is more powerful and will give the city to me.” Let the Ephraimites (children) chant to the tune of “Ring Around the Rosie,” “We ne-ed more la-and. We can’t take the giants. We’re afraid. We’re afraid. We all fall down.” Talk about the Ephraimites being wimpy! They were afraid and didn’t trust God. Caleb was right. He knew God was his helper and he trusted Him.

④ **“Joshua Worked with One Hammer” Large Muscle Activity:** Play this with actions and end it by saying, “Joshua worked with five hammers when he built at Shiloh!”

#### Songs:

**Joshua 1:9, Memory Verse Song** (tune: “This Little Light of Mine”)  
“Be strong and courageous, God will be with you.  
“Be strong and courageous, God will be with you.”  
Joshua chapter one, ve-erse nine.

**Put Your Little Foot**  
Put your little foot; put your little foot; put your little foot right down.  
Put your little foot; put your little foot; put your little foot right down.

God will go with us; God will go with us; God will give us vic-to-ry.  
God will go with us; God will go with us; God will give us vic-to-ry.

**Josh and the Army** (tune: “I’m in the Lord’s Army”)  
Joshua and all of the Israelites, all of the Israelites, all of the Israelites,

Joshua and all of the Israelites marched right through the land. Yes, sir!  
Marched right through the land. Yes, sir! Marched right through the land. Yes, sir!  
Joshua and all of the Israelites marched right through the land. Yes, sir!

### **Family of Families**


We are a family of families,  
Choosing to live under authority,  
We are a family of families,  
Under the Word of God.  
Pursuing intimacy with Jesus Christ,  
Seeking to be trained in the Christian disciplines,  
With a heart for the lost, with a heart for the lost.  
*(Young children can sing, "We are a family of families," three times, ending with, "Under the Word of God.")*

---



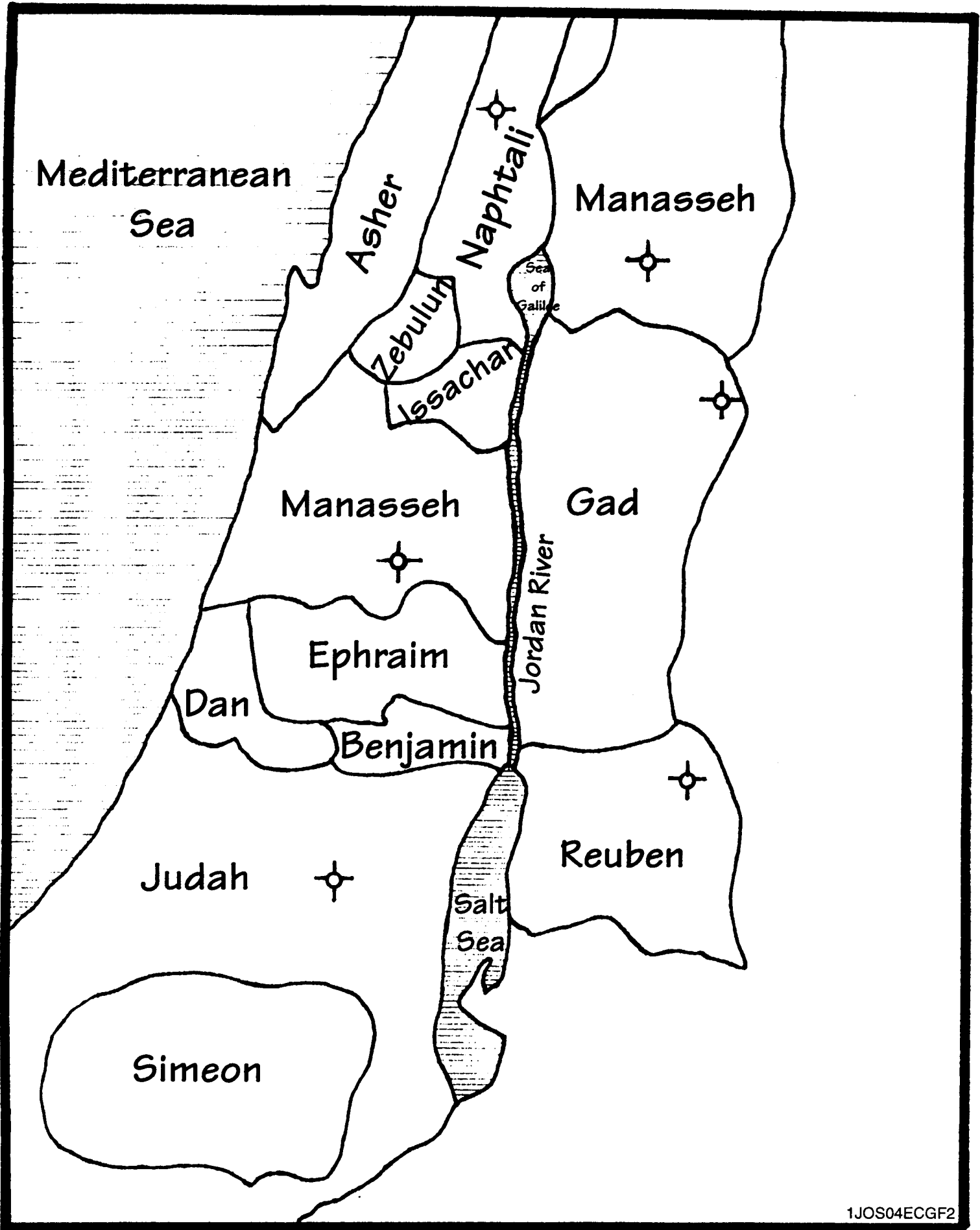
### **Took:**

- Kites:** Materials needed: three-foot-long piece of yarn, different shapes and colors of tissue paper, watered down glue, cotton swabs. Give each child a piece of yarn and a selection of papers. Have him fold the papers over the piece of yarn and glue them shut. There should be bare string left at one end of the yarn for the child to hold onto as he flies his kite outside. If the Israelites could fly like a kite over their new land, they would see that God gave them all the land on which they had walked. Have the children "fly" their kites to Shiloh, Gilgal, Jericho (oops, it's all burned down!), across the Jordan River to where the families of Reuben, Gad, and half of Manasseh had built their homes, etc.
- Tent with Memory Verse: (1JOS04ECGF7 and 1JOS04ECGF8)** The Israelites were ready to move their tents for the final time and take residence in the Promised Land on their designated area. As they went, they remembered what God told them in the memory verse. For the tent, fold an 8 1/2" x 11" piece of poster board into three equal sections as if folding a letter. Let the children color it and punch holes along both 8 1/2" sides. Sew these edges together with a shoelace or piece of yarn with masking tape on the end. Copy the GF8 page onto 1" x 2 5/8" laser labels to make memory verse stickers. Have the children stick the memory verse on one side of the tent.
- Frog Puppet Review: (1JOS04ECGF5 and 1JOS04ECGF6)** Give each child a paper sack, one GF5 frog head, and one GF6 frog body. The frog head and body should be cut out by the teacher ahead of time. Glue or tape the frog head to the flap of the paper sack and the frog body to the underside of the paper sack so that when the paper sack flap is lifted, the open frog mouth can be seen. Glue the memory verse to the paper sack. Let the children put their hands in the paper sacks so that their frogs can practice saying the memory verse. Have the children's frogs tell their families the memory verse they learned today.
- Joshua Adventure Booklet: (1JOS04ECGF9)** Let the children color the pictures in their booklets as you talk about the Aim Questions. Fold the page in fourths so that the number one page is the beginning of the booklet. Sing the Joshua memory verse song that is written on the first page of the booklet. Let the children practice telling the story from today's Bible Adventure.



**I am 85 years old, but am still as strong and courageous as I ever was. Let me go capture the city of Hebron like Moses said I could do. Even though the giant Anakite men live behind strong walls, God is more powerful and will give the city to me for my family.**

**Be strong and courageous...  
God is with you wherever you go.  
Joshua 1:9**



Mediterranean  
Sea

Asher

Naphtali

Manasseh

Zebulun

Sea  
of  
Galilee

Issachar

Manasseh

Gad

Ephraim

Jordan River

Dan

Benjamin

Judah

Reuben

Salt  
Sea

Simeon

7 years of fighting  
is a very long time!

You have fought bravely with your brothers in the land of Canaan. Now that we have taken the land, you may go back to your homes on the other side of the Jordan River. Be very careful to keep the law that the Lord gave Moses. Love God and walk in all His ways. Obey His commands and serve Him with your whole hearts and souls. Come back to Shiloh 3 times a year so that we can all worship our powerful God together.

JOSHUA

Leader of  
Reuben Family

Leader of  
Gad Family

Leader of  
Manasseh  
Family




Why did you build that altar?


We did not build this altar for sacrifices.

We will come to Shiloh 3 times a year as God has Said.

We only wanted an altar to remind everyone that even though we are far away on the other side of the Jordan, we are still Israelites and want to be God's people.




Frog Puppet Head (Cut one head per child)



## Frog Puppet Body

Cut one frog body per child. Glue or tape the body to a paper sack so that the mouth of the frog is hidden under the sack flap. Glue the GF5 frog head to the top of the paper sack flap.



Be strong and courageous. . .  
God will be with you wherever you go.  
Joshua 1:9

## Iron Chariots



- ← 1. Cut a styrofoam cup on the dotted line.

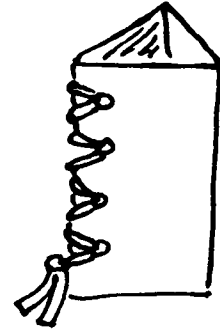



- ← 2. Cut off the bottoms of two cups to be used for wheels.



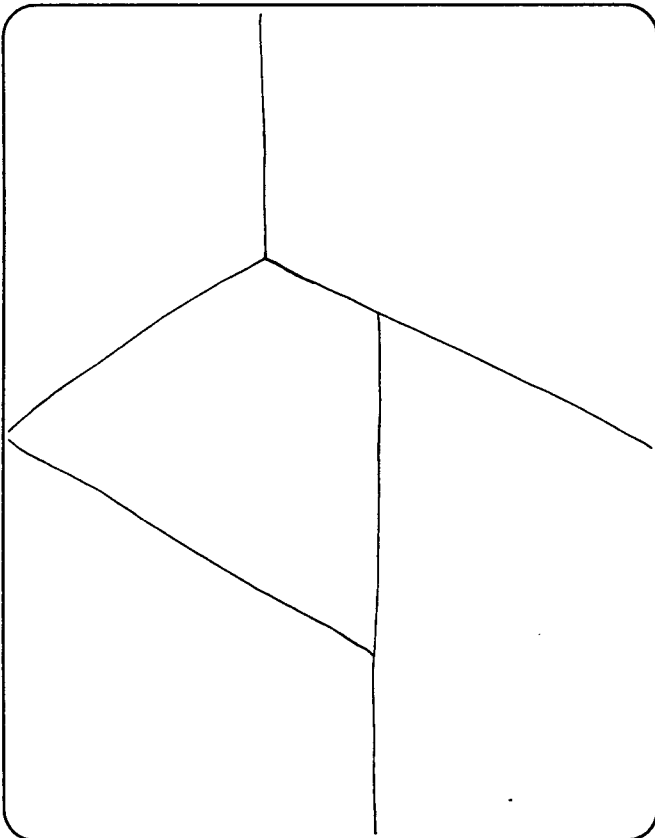
- ← 3. Attach the wheels with brad paper fasteners.

## Israelite Tent



1. Fold an 8 1/2" x 11" piece of poster board into three equal sections.
2. Punch holes along both 8 1/2" sides.
3. Sew the holed edges together with a shoelace or a piece of yarn.

## Puzzle Pattern





**2.** Caleb trusted the all-powerful God to defeat the giants at Hebron.

Caleb asked Joshua's permission to take the city of Hebron.

**3.** The Israelite soldiers went home to be with their families.

Joshua told the Israelites to be strong and obey all of God's commands.

**Joshua and the Promised Land**

**1.** Joshua 1:9, Memory Verse Song  
 (tune: "This Little Light of Mine")  
 "Be strong and courageous,  
 God will be with you." (Repeat first two lines)  
 Joshua chapter one, ve-erse nine.

The Israelite leaders at Shiloh were upset with the new altar at the Jordan River.

**4.** The Israelites on the east side of the Jordan River promised to obey God and go to Shiloh three times a year.

