

June 27, 1999
Early Childhood
Crossing the Jordan River into Canaan

Joshua 1-5
1JOS01EC
Crossing the Jordan River into Canaan

Materials I Need:

Memory Verse:

Be strong and courageous. . . God will be with you wherever you go. Joshua 1:9

Attribute of God emphasized in the book of Joshua: God is all-powerful.

Aim Questions for 2's & 3's:

1. **Who was God's new leader for the Israelites after Moses died?** (*Joshua*)
2. **Did God help Joshua be strong and courageous?** (*Yes. God was with Joshua wherever he went. Say the memory verse.*)
3. **Did God help the Israelites walk through the river on dry land?** (*Yes. God stopped the Jordan River from flowing so that all the Israelites crossed into Canaan.*)
4. **Did God ask the twelve Israelite men to carry twelve stones out of the Jordan River?** (*Yes. God wanted the Israelites to remember His power and obey Him.*)
5. **Is God all-powerful?** (*Yes. God can do anything He wants, like stopping the river.*)

Aim Questions for 4's, 5's & K:

1. **Who was God's new leader for the Israelites after Moses died?** (*Joshua*)
2. **How did God help Joshua be strong and courageous?** (*God was with Joshua wherever he went. Say the memory verse.*)
3. **What happened when the spies went to Rahab's house?** (*Rahab hid the spies from the king because she believed in the true God and wanted to worship Him.*)
4. **What miracle with water did God do for the Israelites?** (*God stopped the Jordan River from flowing so that all the Israelites crossed into Canaan.*)
5. **Why did God ask the twelve Israelite men to carry twelve stones out of the Jordan River?** (*God wanted the Israelites to remember His power and obey Him.*)
6. **Who is all-powerful?** (*God*)

Key for symbols:

- This box symbol represents ideas that can be used for two-year-olds through kindergarten. Please remember to slow down the pace for two-year-olds and keep the pace moving for five-year-olds.
- ② This symbol represents ideas that are best used for two- and three-year-olds.
- ④ This symbol represents ideas that are best used for four-year-olds through kindergarten.

Hook:

- Water Science Center:** Materials needed: Dishpan, narrow-bottomed funnel, pitcher. Pour a cupful of water into the funnel over the dishpan and watch it flow out the bottom of the funnel. The second time, pour the water into the funnel but put your finger on the end of the funnel while the water is still being poured and watch what happens. The flow of water has been stopped and stays in the funnel. Repeat, letting the children stop the flow of water with their fingers. In today's Bible Adventure, God makes the flow of water in the Jordan River back up to become a high wall.

-
- ❑ **Rhythm Sticks and Adventure Words:** Instruct the children in using the rhythm sticks, not letting the sticks touch each other unless instructed. Practice the rhythm after saying the following words together: Joshua, Jordan River, Canaan, Israelites, walking, obedient, spies, Jericho, Rahab, be strong, be courageous, Ark of the Covenant, Levite priests, twelve men, twelve stones.
 - ❑ **Ping Pong Ball Blowing:** Place a ping pong ball in a dishpan which is half-filled with water and placed on a towel on the table. Let children take turns blowing the ball to the opposite side of the pan. In the Bible Adventure, the Israelites are told to walk into the flowing river that they are asked to cross.
 - ❑ **River and Land Mural:** Let children color a river across a large piece of butcher paper. Find beautiful landscape pictures out of magazines to glue on the other side of the river. Glue pictures of "Israelites" looking across the river at the land.
 - ② **The Rahab Story: (1JOS01ECGF2)** The Israelites will be moving into the promised land of Canaan in today's Bible Adventure. The story of Rahab choosing to believe in the Israelites' God is not included in the two- and three-year-old story. During the first part of the morning, you could read paragraphs three through seven from the four- and five-year-old story. Show the GF2 picture and bring a red cord or rope to class if possible. After the story, give the children (one at a time) an opportunity to hang onto the cord while a strong leader gently lifts them off the floor.
 - ② **Footprint Center:** Materials needed: Footprint cutouts. Before class, place the footprints outside in safe areas for the children to look for them. In small groups, go outside, find, and count how many footprints that particular group was able to find. Hide the footprints for the next small group going outside. In today's Bible Adventure, God tells the Israelites that He will give them that land wherever they walk and put their feet down on the ground.
 - ② **The Book of Joshua:** The book of Joshua could be introduced in the following way. "We are starting the new book of Joshua today. Joshua was the leader chosen by God to lead the Israelite people into the Promised Land of Canaan. Everyone say, 'Joshua.'" Have the children clap their hands to the rhythm of the syllables. Have only the boys say, "Joshua," and clap. Repeat with only the leaders and then only the girls.
 - ② **Victory Cheer:** Bring some pom poms to class and have a leader lead a small group in a cheer. Spell out V-I-C-T-O-R-Y making a new position for each letter. Have the children copy the leader's position for each letter. Say, "Victory," and jump up and down and shake the pom poms. Share the pom poms with class members while you repeat the cheer. God told the Israelites that He would be with them wherever they went and would give them victory. God would help them win the Promised Land from those who already lived there.
 - ④ **Blindfold Game:** Blindfold the children and ask them to identify different textures, ending with a wet cloth and dry dirt. Tell them to listen and find out what very wet thing that God turns into dry dirt.
 - ④ **Hide & Seek:** Someone in the Bible Adventure is going to be hiding while someone else is seeking to find them! Find an available room in the church or proper outside play area and play hide and seek. The Israelite spies were hiding in Rahab's house and the Jericho king's guards were seeking them.
 - ④ **Who Is the New Leader of the Israelites?** Use the chant for "Who stole the cookies from the cookie jar?" but say, "Who is the leader of the Israelites? Jeff is the leader of the Israelites. Who me? Yes, you. Not me. Then who? Erica is the leader of the Israelites!" Continue until all the children have had a turn being "Joshua," the new leader of the Israelites. End the game by having a teacher come into the room dressed up like Joshua. He is the new leader of the Israelites! Joshua is the name of the new book of the Bible that the children will be hearing about.
 - ④ **River Flow, River Stop Game:** With the leaders' backs to the children, the children tip-toe quietly and try to be the first to touch her or him and become the new leader. When the leader says, "River flow," the children move. "River stop" means they stop. "River go sideways," and "River go backwards," can also be incorporated. In the Bible Adventure the children will hear about a river that stops!

- ④ **Magazine Picture Hunt:** Using magazines, let children cut out pictures of things they would take on a trip and place them into their own paper sack travel bag. As they get in a circle for the Bible Adventure story or during snack time, let them share what they packed for their trip.



Book:

Presentation Ideas -

- Color and mount the 1JOS01ECGF1, 1JOS01ECGF2, 1JOS01ECGF3, 1JOS01ECGF4, and 1JOS01ECGF5 pictures on construction paper. Show them as you tell the Bible Adventure. Save them for review as you go through the book of Joshua.
- Use the “be strong” (*Flex your muscles.*) and “courageous” (*Cross your arms over your heart.*) actions as you teach throughout the Bible Adventure and throughout the class time. God asked Joshua to be strong and courageous. God asks us to be strong and courageous, too.
- The Rahab section of the Bible has been deleted for the twos and threes because of the length of the story. Any teacher can add that part of the story, but we recommend making it a Hook story rather than as a part of the Bible Adventure.

Bible Adventure for 2's & 3's-

(*Hold up one, two, and three fingers as the children say, “One, two, three!”*) God said to Joshua, “In three days, the Israelites will cross the river into Canaan. Be strong (*Hold up both arms as though flexing your muscles.*) and courageous (*Cross your arms over your heart as you sit up straight and tall.*)

(*Show the GF1 picture.*) “Don’t be afraid of the giants in the land. I will be with you wherever you go and will give you victory. I will help you win the battles. Wherever you walk and put your foot down on the ground, I will give you that land.”

(*Build excitement in your voice.*) People were walking here and there, getting ready. People were talking and laughing. It was an exciting time for the obedient Israelites. In three days, they would be in the land that God had promised them. Soon they would build houses of their own.

(*Hold up one, two, and three fingers as the children say, “One, two, three!”*) When the three days were up, Joshua sent word throughout the camp, “It is time to cross the river.” The Israelites looked at the river. The river was too high for them to cross.

The Israelite people were not afraid of the water and said to Joshua, “Whatever you tell us, we will do. Be strong and courageous.” (*Use the action signs.*) How would they get across the river?

(*Show the GF3 picture. Water is walled up on one side.*) Joshua said, “When you see the Ark of the Covenant being carried by the Levite priests, follow it. When the priests put their feet in the Jordan River, the river will stop flowing. (*Hold up your hand as though making a stop sign.*) God will make a dry path so that we can cross over the river into Canaan.”

The priests were strong (*Flex your muscles.*) and courageous (*Cross your arms over your heart.*), and they put their feet in the water. When the priests obeyed and put their feet in the Jordan River, the water stopped flowing. (*Hold up your hand as though making a stop sign.*) The water backed up to become a high wall. The priests stood in the middle of the river with the ark as the people walked across the river bed. All of the Israelites walked through on dry land. Wow! God showed the people that He was with them wherever they went.

(*Show the GF4 picture.*) God said to Joshua, “Choose twelve men, one from each of the twelve tribes, to pick up large stones from the middle of the river. Have them carry the rocks on their shoulders to the other side.”

The priests stayed in the middle of the river until the men had taken the twelve stones from the river. As soon as the priests came up out of the river, the water went rushing back to its place as before.

(*Show the GF5 picture.*) The men carried the stones to the town of Gilgal. They set them up in such a way that whenever the Israelites saw the stones, they would remember what God had done to the Jordan River. They would remember that God was with them wherever they went. When the Israelite children asked their parents what the stones meant, they would say, “The stones remind us that God took all of the Israelites through the Jordan River. God is all-powerful.”

Prayer: Dear God, thank You for the Bible story that tells us how You made the Jordan River stop flowing so that the Israelites could go through the river into the new land. You are all-powerful. In Jesus' name, Amen.

Bible Adventure for 4's, 5's & K-

(Show the GF1 picture.) God said to Joshua, "The time has finally come to cross the Jordan River into Canaan. Tell the Israelites to pack their things and get ready, because in three days, *(Hold up three fingers.)* you will all cross the river. Be strong *(Hold up both arms as though flexing your muscles.)* and courageous *(Cross your arms over your heart as you sit up straight and tall.)*. Don't be afraid of the giants in the land. I will be with you wherever you go and will give you victory. Wherever you walk and put your foot down on the ground, I will give you that land."

(Build excitement in your voice.) People were walking here and there, getting ready. People were talking and laughing. It was an exciting time for the obedient Israelites. Soon they would be in the land that God had promised them. Soon they would build houses of their own.

(Show the GF2 picture.) While the people were getting ready, Joshua sent two spies across the river to Jericho to see what it was like in the city. *(Look around furtively as though you are being followed.)* The spies quietly slipped into the home of a woman named Rahab.

(Put your hands on your hips and frown.) The people of Jericho didn't like the Israelites. They didn't want the Israelites to come and take over their city. The people of Jericho had heard about the mighty deeds that God had done for the Israelites. They had heard how the Israelites crossed the Red Sea on dry ground and how the Egyptian chariots were covered over with water. The king of Jericho was afraid of the Israelites.

Someone told the king of Jericho that there were Israelite spies at Rahab's house, so he sent a message to Rahab that said, "Bring the spies out of your house. We want to talk to them."

Rahab said to the spies, "I will hide you from the king because I believe that your God is the true God. I know that your God has given you this land of Canaan. When your men come to take Jericho away from the king, will you save my family so that we can worship your God with you?"

The spies said, "If you hang a red cord out of your window, we will see the cord and make sure that your family is safe in this house." The spies hid at Rahab's house until it was safe to sneak back across the river to Joshua. Then Rahab hung a red cord out her window so that her family would be safe when the Israelites came to take the city of Jericho.

(Hold up one, two, and three fingers as you say, "On your mark, get set, go!") When the three days were over, Joshua sent word throughout the camp, "It is time to cross the river." The people must have looked at each other and wondered how they would ever cross the river because the river was much too high for them to cross. But the people were not afraid of the water and said, "Whatever you tell us, Joshua, we will do. Be strong and courageous." *(Use the action signs.)*

(Show the GF3 picture. Water is walled up on one side.) Joshua said, "When you see the Ark of the Covenant being carried by the Levite priests, follow it. As soon as the priests put their feet in the Jordan River, the river will stop flowing. It will become a high wall so that we can cross over the river into Canaan."

The priests were strong and courageous, and when they put their feet in the Jordan River, the water stopped flowing. The water backed up to become a high wall. The priests stood in the middle of the river with the ark as the people walked across the river bed. All of the Israelites walked through on dry land. Wow! God showed the people that He was with Joshua as He had been with Moses at the Red Sea.

(Show the GF4 picture.) God said to Joshua, "Choose twelve men, one from each of the twelve tribes, to pick up large stones from the middle of the river. Have them carry the rocks on their shoulders to the other side."

The priests stayed in the middle of the river until the men had taken the twelve stones from the river. As soon as the priests came up out of the river, the flooding water went rushing back to its place as before.

(Show the GF5 picture.) The men carried the stones to the town of Gilgal. They set them up in such a way that whenever the Israelites saw the stones, they would remember what God had done to the Jordan River. They would remember that God was with them wherever they went. When the Israelite children asked their parents what the stones meant, they would say, "The stones remind us that God took all of the Israelites through the Jordan River. God is all-powerful."

Prayer: Dear God, You are powerful and victorious. You can do anything You want. Thank You for telling us in the Bible about how You helped the Israelites walk across the Jordan River on dry land. Help me trust and obey You every day. In Jesus' name, Amen.



Look:

Aim Questions: The Aim Questions could be taped to the bottom of five or six stones. Have a child come up and choose a stone to move and hand the question to the leader to be read. (If the stones are too big, it would be best if the smaller children did not lift them but only untaped the questions.)

Joshua Booklet: (1JOS01ECGF8 and 1JOS01ECGF9) Make a booklet of the story of Joshua from the GF8 and GF9 pages. Copy one GF8 and one GF9 page per child. Fold the pages in half and then fourths so that the number one picture is the first page of the booklet and the number three picture is the first picture of the middle section of the booklet. After inserting the folded GF9 page (beginning with picture number three) in between the folded GF8 page, staple along the left side of the booklet. Let the children color the pictures and tell the story of Joshua. Encourage them to ask their parents to read the story book to them at home.

Snack: Give each child a paper bag filled with his snack. Before the blessing, read Joshua 5:11-12 from the Bible. "The day after the Passover, that very day, they ate some of the produce of the land: unleavened bread and roasted grain. The manna stopped the day after they ate this food from the land; there was no longer any manna for the Israelites, but that year they ate of the produce of Canaan." Flat crackers could represent unleavened bread and popcorn could represent the roasted grain. Produce might be explained as any food that was picked or cut from the land. Talk about being on God's team so He is your helper in whatever you do. Let the children talk about things they do during the day and how God is there to help them.

Coloring Activity Sheet: (1JOS01ECGF7) For each child, provide the activity sheet with the pictures of the Israelites crossing the river and the stone altar that would help them remember what God had done to the Jordan River. Only the all-powerful God could make the river stop flowing while all the Israelites crossed through on dry land. Let the children color their pictures and tear brown construction paper bits to glue on for rocks. Add a blue sticky-backed piece of paper that is cut in strips part way through and rolled over a pencil to place on for water beside the river. Review the Bible Adventure story and the Aim Questions.

Memory Verse Review: Divide the class into two teams, each on a side of the room. One team says, "Be strong." The other team says, "Be courageous." The first teams says, "God will be with you." The second team says, "Wherever you go." Together they say, "Joshua 1:9."

Finger Play:

Here are two strong hands to do,	(Hold out hands.)
Work for others and for you.	(Point to others.)
Here are two courageous feet to run,	(Point to feet; run.)
To do God's work when it must be done.	(Continue running.)
Here are two ears to hear, you know,	(Put hands to ears.)
"God will be with you wherever you go."	(Point upward.)

② **Stay on Dry Land!** Bring several (five or six) sizes and shapes of rugs to class, one of them being large enough for the whole class to be able to stand on at one time. Play some taped music while the class members move around the open space. When it stops, have the children move to the nearest rug and stand on it. Encourage those who were able to quickly find a space on a rug. Play the music again and remove one of the rugs before stopping the music and again everyone is to find "dry land." Repeat until only the one large rug is left and everyone is standing on it. All the Israelites were able to cross the Jordan River on dry land.

② **The Priests Stepped into the Jordan River:** Provide a large waterproof tarp to be laid out on the grass. Before class, put some water on it to heat while the children arrive. Allow the children to take off their shoes and socks and walk around in the warm water. Provide some extra water in buckets to use if all the available water gets kicked off the tarp. Also, provide towels to wipe feet before putting their shoes back on. Have fun with this one! The priests in today's Bible Adventure were strong and courageous and stepped into the rushing water of the Jordan River.

② **Moving the Stones:** Bring twelve pillows to class. Have a leader demonstrate how to lift and carry a pillow on his shoulder. God told Joshua to have the men carry the rocks on their shoulders. Place the pillows on the floor to represent the river bed. Call the name of one of the children to pick up one of the "stones" and to carry it on his shoulder to the farthest corner of the room and place it on the floor. Repeat with all twelve pillows until they are in a pile. Each time a pillow is added to the pile, count the "stones" out loud as a group. On the shore of the Jordan River, the men set up twelve

stones in a pile so they would remember what God did to the water in the Jordan River. They would remember that God was with them wherever they went and would give them victory in the Promised Land.

- ④ **Imaginary Trip to Canaan:** “Let’s go to Canaan.” With children patting knees alternately with each hand, call out things you might see on a trip to Canaan and have children repeat each statement after you while acting them out. “I see a big tree. (repeat) Can’t go over it. (repeat) I guess we’ll climb it. (repeat)” Do the same with a lake to swim across, a tricycle to ride, a sand pile to dig, an ice cream cone to eat, etc.

Songs:

- Joshua 1:9 Memory Verse Song** (tune: “This Little Light of Mine”)
“Be strong and courageous, God will be with you.
“Be strong and courageous, God will be with you.”
Joshua chapter one, verse nine.

- Put Your Little Foot**
Put your little foot; put your little foot; put your little foot right down.
Put your little foot; put your little foot; put your little foot right down.

God will go with us; God will go with us; God will give us vic-to-ry.
God will go with us; God will go with us; God will give us vic-to-ry.

- Josh and the Army** (tune: “I’m in the Lord’s Army”)
Josh-u-a and all of the Israelites, all of the Israelites, all of the Israelites,
Josh-u-a and all of the Israelites were all in the Lord’s army. Yes sir!
All in the Lord’s army. Yes sir! All in the Lord’s army. Yes sir!
Josh-u-a and all of the Israelites were all in the Lord’s army. Yes sir!

- This is the Way We Pack Our Bags**
This is the way we pack our bags, pack our bags, pack our bags.
This is the way we pack our bags, listening to Joshua.

This is the way we walk to Canaan, walk to Canaan, walk to Canaan.
This is the way we walk to Canaan, with the Israelites.

This is the way we spy the land, spy the land, spy the land.
This is the way we spy the land, checking out the land.

This is the way the two spies hide, two spies hide, two spies hide.
This is the way the two spies hide, from the angry people.


This is the way the spies escape, spies escape, spies escape.
This is the way the spies escape and join the Israelites.

This is the way they march on dry ground, march on dry ground, march on dry ground.
This is the way they march on dry ground going to the Promised Land.


This is the way they pick up stones, pick up stones, pick up stones.
This is the way they pick up stones to remember God’s help.



Took:


 **Memory Verse Review Page: (1JOS01ECGF6)** Show the children the actions that the GF6 children are making with their arms as they review the memory verse. Let the children color their own GF6 pages to take home for review with their parents. Encourage the children to say the verse with arm motions.

④ **Spies to Hide:** Form pairs of children who make identical spies out of wooden clothespins. Decorate with a happy face. Be sure to include eyes to spy! Add a distinguishing mark, like a star, heart, flower, stripes, triangle, or circle. Choose one partner to leave the room. While the partners are gone, the others hide all of the “spies.” With the help of the partner saying “hot” or “cold” they find the hidden spies. Switch and let the other partner go out and have their turn finding the spies. Take the clothespin spies home as a reminder of Joshua being the new leader and sending spies into the Promised Land of Canaan. God gave them victory by protecting them in Rahab’s house.



1JOS01ECGF1

Joshua looked across the Jordan River to the city of Jericho.



1JOS01ECGF2

Rahab hid the Israelite spies in her Jericho home.
She hung a red cord out of her window.




The Levite priests carried the Ark through the Jordan River.

1JOS01ECGF3



1JOS01ECGF4

Twelve men carried twelve stones from the Jordan River.



1JOS01ECGF5


When the Israelites saw the stones, they remembered that God's great power had parted the Jordan River.

Be strong

and courageous




**God will be with you
wherever you go.
Joshua 1:9**





Twelve men carried twelve stones
from the Jordan River.


Be
strong
and
courageous.
God
will
be
with
you
wherever
you
go.
Joshua
1:9




When the Israelites saw the stones,
they remembered that God's
great power had parted the Jordan River.

1JOS01ECGF7

7. Can you do the hand motions to the Joshua 1:9 memory verse?



2. Joshua looked across the Jordan River to the city of Jericho.



This book belongs to _____

Joshua 1:9, Memory Verse Song
 (tune: "This Little Light of Mine")
 "Be strong and courageous,
 God will be with you.
 Be strong and courageous,
 God will be with you."
 Joshua chapter one, ve-erse nine.

8.


My Joshua Book

Joshua 1:9, Memory Verse Song
 (tune: "This Little Light of Mine")
 "Be strong and courageous,
 God will be with you.
 Be strong and courageous,
 God will be with you."
 Joshua chapter one, ve-erse nine.

1.



God's power stopped the Jordan River from flowing. The Levite priests carried the Ark through the Jordan River.

4.




Twelve men carried twelve stones from the Jordan River.

5.



Rahab hid the Israelite spies in her Jericho home. She hung a red cord out of her window.

3.



When the Israelites saw the stones, they remembered God's great power.

6.