

Entering the Promised Land

Materials I Need:

Legend:



= Option 1, Appropriate for 1st – 2nd Grade

= Option 2, Appropriate for 3rd – 6th Grade

Memory Work:

“This book of the law shall not depart from your mouth, but you shall meditate on it day and night, so that you may be careful to do according to all that is written in it, for then you will make your way prosperous, and then you will have success.” Joshua 1:8

Aim Questions:

1. What was God’s exhortation to Joshua? How would you apply this to your own life today?
2. Summarize the story of Rahab and the two Israelite spies. Why do you think God spared her and her family?
3. Is lying or any other sin ever condoned if the circumstances are right?
4. What miracle did God perform as the Israelites crossed over the Jordan River? Why do you think He did that at this time?
5. Who was “the Commander of the Army of the LORD?” (5:14ff) What significance does this scene have for the rest of the book of Joshua?



Hook:




When Is It Right To Lie? (Discussion). In today’s Bible story, we read of a woman named Rahab who lied in order to protect God’s people from harm. Later in the story, God blesses her by sparing her entire family from His judgment. If you were in a similar situation where by lying, you could help protect innocent lives, what would you do? Read the following verses and try to come to a conclusion about what Rahab did: Proverbs 6:17,19; Colossians 3:9. How is it that God still blessed her family and spared them from His judgment? What lessons do you think we can learn for our lives today?





Who’s Strong and Courageous? (Discussion). Bring in several pictures that depict our world views as being “strong and courageous” (include athletes, firemen, soldiers, body builders, etc...) and hang them up in the classroom. Then hang up one final picture of a famous church father or Christian martyr (i.e., Martin Luther, John Calvin, etc...). Ask the children, who do they think is the “strongest” person and who is the most “courageous” person. Ask them why they think that person deserves to have that title given to them.


Debrief: In today’s Bible lesson, we’re going to find a person who was “strong and courageous,” but the reason he was that way was not because of his muscles or his bravery, it was because of his confident trust in God’s presence. Talk about the church father or martyr that you have pictured and let the students know why this person is considered to be “strong and courageous.”

 **What Is True Success? (Discussion).** In today's world, many people have differing views on what it means to be successful. Some would say that those who have the most money, the biggest homes, the richest companies, the greatest power, or the most fame are the truly successful. What do you think it means to have "true success" and why? What do you think God thinks is "true success" in His eyes?

Debrief: In today's Bible lesson, God makes a promise to His people and says, "This book of the law shall not depart from your mouth, but you shall meditate on it day and night, so that you may be careful to do according to all that is written in it; for then you will make your way prosperous, and then you will have success." (Joshua 1:8) From this verse, what kind of person is successful in God's eyes?

 **Memorials of Today (Discussion).** Bring in pictures of some memorials that we have today. Suggestions might include the Lincoln Memorial, Washington Monument, Vietnam War Memorial, Mt. Rushmore, etc. Talk about some of the memorials we can see here on a local basis, and find out which students have visited these. Why do we erect memorials or monuments? What do we talk or think about when we go to visit one? Would you like to visit or take your children to see some of these places some day? In today's Bible Adventure we will see that we're not the only ones who erected memorials.

 **Promised Land Review (Activity).** Review the promise given to Abraham in Genesis 12:1-3, and to Moses in Exodus 3:7-8 and Deuteronomy 6:3. Review the division of the twelve tribes and their allotment of land to be received. Today we will start our relief map of the Promised Land that will be worked on during the next 4 weeks as we study through the completion of the book of Joshua. Each week the students will add to this map as it pertains to that lesson. At the conclusion of our study, hopefully the students will have a much better understanding of the events which led to the conquest and the original land divisions among the nation of Israel.

 **Don't Forget!! (Discussion).** We all forget something--our lunch for school, to make our bed or brush our teeth, our friend's birthday, our homework assignments, etc. What things do your students most often forget? We never seem to forget important things such as our birthdays, the last day of school, or a promised treat! Have you ever forgotten God? Do you forget to pray or have a quiet time? Do you forget to seek forgiveness for your sins? Do you forget to thank God for His provisions and blessings? What are some ways we can remind ourselves to think of God? In today's Bible Adventure we will hear what God told the Israelites to do so that they would remember His faithfulness to His people.



Book:

Presentation Ideas –

 **Rahab Rescues the Spies (Illustration/Coloring Page).** Joshua 2:1-24, 1JOS01.GF1.

 **Joshua Meets the "Lord of Hosts" (Illustration/Coloring Page).** Joshua 5:13-15, 1JOS01.GF2.

 **Israel Crossing the Jordan (Illustration/Coloring Page).** Joshua 3:1-17, 1JOS01.GF3.

 **Crossing of the Jordan River (Role Play).** Act out the crossing of the Jordan River.

Bible Adventure –

Nearly 600 years had passed since God had made a promise to His servant Abraham--a promise to give Abraham's descendants a land of their own. That seems like a very long time, doesn't it?--600 years of history which included being used as slaves in the land of Egypt. Then God sent Moses as a deliverer

for His people, to lead them out of Egypt to the Promised Land. God spoke to the people through Moses and gave them His laws to live by. But then Moses died. Who would lead the people now? How would they get to their new land? How would they know what to do?

If you've spent any kind of time reading your Bible, one of the things you will see is that God never leaves His people. He will always lead them. Often He chooses to do this through a man or men of His choosing. Even before Moses died, God chose a new leader for the Israelites. He chose Joshua, Moses' assistant. We learn in the book of Exodus that Joshua was a man who loved God very much. Joshua would spend lots of time at the tabernacle because he wanted to be near God's presence. Joshua was obedient to His God, and He believed God was mighty and powerful. When Moses sent Joshua and Caleb and ten other spies into the new land to scout it out, only Joshua and Caleb returned with a report that showed that they believed God was powerful enough to help them conquer the land. The other spies were frightened and did not want to go in. God also had given Joshua the gift of wisdom. No wonder He chose this man to lead His people.

Now it was time for God to fulfill His promise to the Israelites. They were at the end of forty years of wandering in the wilderness. Joshua was almost ninety years old. God spoke to him, telling him to lead the people over the Jordan River into the Promised Land. God made some wonderful promises to Joshua: He told Joshua that no man would be able to stand against him all the days of His life. God told him that He would be with Joshua, just as He had been with Moses. God would never leave Joshua, and because God promised this, He wanted Joshua to be strong and courageous. That was God's part--what was Joshua to do? God asked him to follow all the laws He had given to the people through Moses. He was to speak it, to think about it, think about it some more, and to put it into practice. Only then would Joshua and the people have success. Listen to God's words to Joshua: "Do not let this book of the Law depart from your mouth; meditate on it day and night, so that you may be careful to do everything written in it. Then you will be prosperous and successful." God wanted Joshua and the Israelites to learn the lessons which the Israelites failed to learn 40 years earlier.

Now Joshua was ready. He gave three days' notice to all the fighting men to get ready for battle. To those Israelites who wanted to stay in the land on the east side of the river, Joshua reminded them of the promise they had made to Moses to fight with the rest of the Israelites until they had conquered all the land. Then they could return to their lots of land on the other side of the river.

While the armies were getting ready, Joshua sent two spies to check out the city of Jericho. This was an important city for the Israelites to conquer. They ended up at the house of a prostitute named Rahab, who lived on the outer wall of the city. Rahab, along with the other people in Jericho, had heard about all God had done for the nation of Israel, and they were very frightened because of the power God had shown. Somehow word got back to the king of Jericho that the Israelite spies were at Rahab's house. He sent for Rahab and demanded she turn the spies over to him. Rahab told the king that the spies had been at her house, but had left the city. This was not true, for Rahab had hidden the spies up on the roof of her house. At once, the king sent men to chase down the spies, and ordered the city gates be shut.

Rahab went back to her house and talked to the spies. She told them she knew God had given the land to the Israelites, and that she had heard of the wonders God had done in bringing his people to the land. She had heard how God had given His people victory over the kings who went out to attack them. Rahab said she knew that Israel's God was the God of heaven and the earth. She begged the spies to spare her and her family when the Israelites' army invaded Jericho. The spies agreed, as long as Rahab kept quiet about their visit. Rahab let the men down by a rope over the city wall. She told them where to hide while the men of the city searched for them. The spies told Rahab to hang a scarlet cord out her window so that the Israelites could see it when they returned to conquer the city. Her entire family was to stay inside while the battle was going on. Rahab did what they told her to do, and the spies went back to the Israelite camp and reported to Joshua.

What do you think about Rahab's lies? Was it wrong of her to lie to protect the spies? What did God think of her actions? Well, we can find many places in the Bible that tell us what God thinks about lying. It is something He hates. Yet Rahab was rewarded later for her actions. What was being rewarded, however, was her faith in the God of Israel. She knew God was the God of heaven and earth, and that she needed to run to Him for protection. We'll hear more about Rahab as we go through the book of

Joshua.

Now it was time to cross the Jordan River. God gave His people directions on how they were to do this. It was April, a time of year when the river waters were at their highest, overflowing the banks. None of the cities on the other side of the Jordan would expect an army to cross the river during flood season. It was also a perfect time for God to show His awesome power to His people once again. Joshua commanded the priests to take the ark of the covenant and lead the people to the Jordan. God told Joshua that He was going to show the people that He was with Joshua, just as He had been with Moses. Joshua told the people that as soon as the soles of the feet of the priests carrying the ark rested in the river, the waters of the river would be cut off, and stand as a heap! Amazing! Can you imagine the anticipation of the people as they approached the river? Just as God had told Joshua, as soon as the priests carried the ark into the water, the river parted as God completely stopped the waters' flow. The ark of the covenant stood in the middle of the river as all the people crossed over on dry land, just as they had crossed the Red Sea! When all the people had passed over, Joshua had 12 men, one from each tribe, go back to where the priests were standing and pick up one stone. They took these and built a memorial to God, to help them and their children remember how God had helped them cross the Jordan. Once the stones were removed, the priests finished crossing the river, and as soon as their feet touched dry land, the waters of the Jordan came flooding back, overflowing its banks once again.

The Israelites camped at Gilgal, and during this time Joshua went near the city of Jericho, where he saw something very amazing. He saw a man standing near him with a sword in his hand. Joshua knew this was no ordinary man so he asked, "Are you for us or for our enemies?" The man answered, "Neither, but as commander of the army of the Lord I am now come." Right away Joshua realized that this was the Lord Himself, and fell on his face and worshiped Him. With such a commander, Joshua knew, no enemy could stand against them!

God told Joshua to meditate on, or think about His law day and night. Only in this way would Joshua understand what God wanted of him. Only in this way would he be able to put God's Word into practice in every area of his life. If Joshua did all that God commanded in His Word, then he would be successful and would lead the Israelites well. The other thing that brought success to Joshua was placing his trust in God's power, not his own. God told him to be strong and courageous, but where would this strength and courage come from? It came from God, who said to Joshua, "Just as I have been with Moses, I will be with you."

What can we learn from Joshua's example? That to walk closely with God, to be a growing, effective Christian, we need to read and meditate on God's Word, too. In addition to that, we need to be putting it into practice. This will help us put our trust in the powerful presence of God. When our hearts doubt His presence in our lives, we end up being weak and fearful. As we remember the promises of God and His powerful presence in our lives, we too can be "strong and courageous."



Look:



Be Strong and Courageous (Worksheet). Just as Joshua was strong and courageous God has called each of us to grow in God's strength and courage. Use **1JOS01.GF4** as a guide to help the kids find where strength and courage come from.




Key Words (Crossword Worksheet). Use this worksheet as a review of the trip the Israelites took to get to the Promised Land. Talk about which lesson you learned each word in, **1JOS01.GF5**.



Rahab's House On The Wall (Craft). Rahab saved the lives of the spies that Joshua had sent into Jericho. With this craft you will reconstruct her home on the wall, **1JOS01.GF6**.



Help! (Memory Verse Worksheet). Use this worksheet to review this weeks' memory verse, **JOS01.GF7**.


 **Promised Land 3-D Topographical Map (*One per classroom*) (*Ongoing craft*).** This morning you will have the opportunity to begin on your first piece of the 3-D relief map of the Promised Land. Each week you will be completing a portion of this puzzle. We will be studying the book of Joshua for 5 weeks. At the completion of our study, your class will display their map to the remainder of the classes as well as to the church.

Each classroom is supplied with a set of basic supplies. A sample map has been provided for you to look at during our study. You may add to your own map with additional supplies however you choose. If you request your supplies a week in advance, the children's ministry will do their best to provide those for you.

Follow the instructions for completion each week so that your map will be finished by the end of our study.

Map Piece #1 The Desert and Mountains to the East of the Jordan River.

Items to be completed this week are: The desert, mountains to the East of the Jordan, the Jordan River, the Dead Sea, the Sea of Galilee, City of Jericho (don't destroy the walls until next week), the altar to commemorate the crossing of the Jordan. Caution: Use water based products sparingly as they will cause your map to curl. We found this out as we made the sample.


 **Conquest Maps Incentive (*Weekly Class Activity*).** For our studies in the book of Joshua, we will be offering a weekly class activity/project for all the children to participate in. The details of this map are found on the classroom sample.


As an incentive to the students, there will be a competition for the best map in each of the following age groups and hours:

1 st Hour	K-2 nd
2 nd Hour	K-2 nd

The maps will be based on accuracy, creativity, class participation and detail (topography, colors, etc...). Judging of the maps will take place on July 25th during both hours. The winning classes will receive \$25 for a Class Party (teachers will decide on how to use the money for this party).

(Teachers, you may also use this map as an incentive for the individual students in your class. The winning student can take home the class map for doing all the memory work as well as completing all the incentive worksheets.)

 **Setting Up Stones (*Memory Verse Game*).** Hide stones around the room with words from today's memory verse written on them. Write out the memory verse on the board so that all students can see it. Working in your small table groups, send out one "spy" from each group to bring one stone back to the group. The object of the game will be to gather all stones necessary to complete the verse. The first team to gather the proper stones is the winner. After all the stones are gathered the groups may need to barter with each other in order to come up with the correct stones. The winning team presents their stones to Joshua and is allowed to enter the Promised Land first (you decide what the prize is).

 **Memorial Stone Relay Race (*Activity*).** God stopped up the flooding Jordan River so that the Israelites crossed the river into the Promised Land on dry ground (Joshua 4). In order to commemorate this event, two stone memorials were built. One memorial, made of twelve stones from the middle of the river, was built on the riverbank where they crossed. The other memorial of twelve stones was built in the middle of the river where the priests stood holding the ark of the covenant.

Divide up the students to form several relay teams. Place three sheets of paper on the floor for each team. One sheet is placed at the first team member's feet, one is placed in the middle of the "river" and one is placed on the far bank of the "river." Twelve fist size stones are placed on the paper at each team's feet. Each team must first build a stone memorial on the far bank of the river and then using the same stones of that memorial, build a memorial in the middle of the river. Instead of using stones, small boxes or crumpled up sheets of paper could be used.



Passage Review Questions (Worksheet). This booklet contains many questions from the Scripture passage covered in today's lesson. Students may work on them in class and complete them during the week at home, **1JOS01.GF8**.



Took:



Joshua, the Leader (Worksheet). Look up the following verses to find the characteristic that made Joshua such a great leader for the nation of Israel, **1JOS01.GF9**.



Reminder Stones (Craft). Refer back to your HOOK time discussion where the students identified what it is about God or their obedience to Him that they needed to be reminded of regularly. It might be as simple as being reminded to pray or read the Bible daily. It may be memorizing verses or breaking the habit of using bad words. Use permanent markers or paints, together with stickers or small decals, to decorate their rock so that it will remind them of these weaknesses. They can take these home and put them on their night stands, sinks, or carry them in their pockets as a continual reminder of their need for obedience before God.




Finding the Source of Our Strength and Courage (Activity). Guide the students in a search through Scriptures to discover where we get our strength and courage. We can have strength and courage by remembering God's promises to us. Possible verses for you to use might be: Joshua 1:5, 1:6, 10:25, Deuteronomy 31:6-7, 31:23, I Chronicles 22:13, 16:11, II Chronicles 19:11, II Samuel 22:23, Nehemiah 8:10, Psalm 18:2, 18:32, 27:1, 46:1, Ephesians 3:16, 6:10, Luke 10:19, I Peter 1:3, Daniel 10:19, Isaiah 40:31, Philippians 4:13, Isaiah 41:10.



Remembering God's Blessings (Worksheet). This worksheet was included in the first lesson in Deuteronomy. If you did not do it with your students for that lesson, it is very applicable here too and can be used today. God instructs His people to set up stones both in the riverbed as well as on the shore where they crossed into the Promised Land. These stones were to serve as a reminder to the generations to come of God's power and provisions as He faithfully brought them to the land He had given them. Ask your students to think back and remember how God has blessed them in their lives. The stones are to be filled with those blessings, **1JOS01.GF10**.


Rahab Rescues the Spies



Joshua meets the Lord of Hosts



Israel Crossing the Jordan





List the three top areas of your life that cause you to fear or worry:

Where does strength come from?

- 🕒 Joshua 1:5-6
- 🕒 Ephesians 6:10

Where does courage come from?


- 🕒 Joshua 1:5-6
- 🕒 Psalm 27:14

How can we grow in God's strength and courage?

- 🕒 Mark 6:50 (by trusting in God's presence)
- 🕒 Luke 21:36 (by praying)
- 🕒 John 16:33 (by trusting in God's power)
- 🕒 Acts 23:11 (by trusting in God's presence)
- 🕒 2 Corinthians 12:10 (by becoming weak or humble before God)
- 🕒 Philippians 1:14 (by seeing the example of other Christians)

KEY WORDS

Here are some key words found in our study of the Isralites trip to the Promised Land. Can you fit them into the puzzle?
 (Hint: start with the longest word and work to the smallest.)
 GOOD HUNTING!



SIN

LORD
 LOVE
 OBEY

ALTAR
 EGYPT
 IDOLS

MOSES
 SPIES

FEASTS
 JORDAN

JOSHUA
 SLAVES

TRIBES

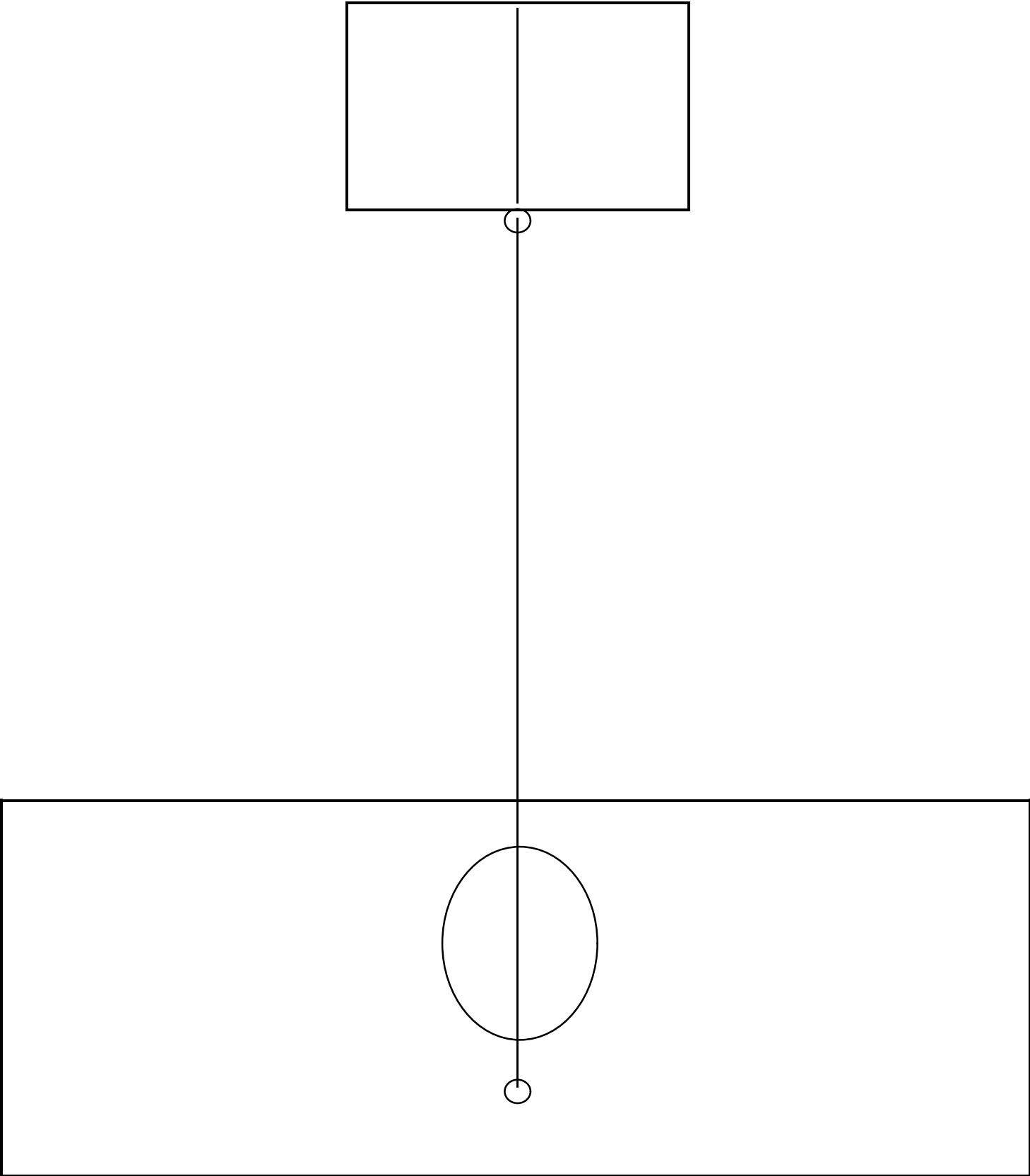
COMMAND
 SABBATH
 TABLETS
 WORSHIP

BLESSINGS
 CURSINGS
 OFFERINGS
 REBELLION

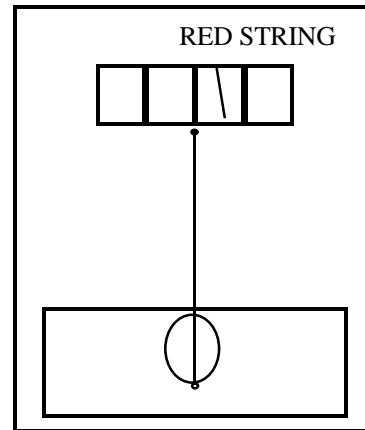
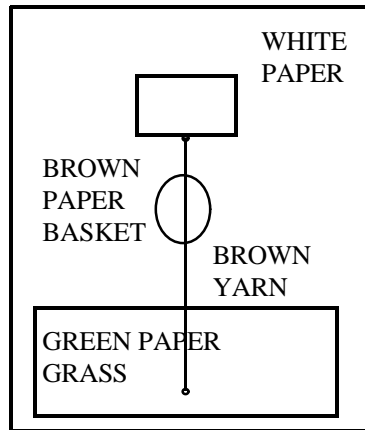
ATONEMENT

REDEMPTION

RAHABS HOUSE ON THE WALL



RAHAB'S WINDOW ON THE WALL.



NEEDS

GLUE
SCISSORS

BROWN YARN FOR ROPE
RED CROCHET THREAD FOR RIBBON

CONSTRUCTION PAPER

GRAY PAPER FOR WALL
GREEN FOR GRASS
BROWN FOR BASKET
WHITE FOR WINDOW SHUTTERS

OPTIONAL

HOLE REINFORCERS TO PUT ON THE
BACK OF THE HOLE SO THE PAPER DOES
NOT TEAR

HOW TO :

BROWN PAPER: CUT OUT BASKET AND MAKE HOLES AS SHOWN. RUN THE BROWN YARN THRU THE HOLES.

GRAY PAPER: (THE WALL) MAKE TWO SMALL HOLES AS SHOWN AND RUN THE BROWN YARN WITH THE BASKET ON IT THRU THE HOLES TIE THE YARN IN THE BACK

WHITE PAPER:: FOLD AND GLUE TO THE WALL AS SHOWN THEN CUT IN HALF TO MAKE SHUTTERS ON THE WINDOW. GLUE THE RED THREAD TO ONE SHUTTER SO THAT WHEN THE SHUTTER IS OPEN THE THREAD SHOWS

GREEN PAPER: TO MAKE THE GRASS: CUT DOWN TO WITHIN 1/4 INCH OF THE BOTTOM ALL ALONG THE LONG EDGE. THIS PIECE WILL BE GLUED TO THE BOTTOM EDGE OF THE GRAY PAPER.

THE SHUTTERS WILL OPEN AND CLOSE TO SHOW RED THREAD.
THE BASKET WILL GO UP AND DOWN THE ROPE AND WILL HIDE IN THE GRASS WHEN NOT IN USE.

YOU MAY WANT TO USE A MARKER TO MAKE ROCKS ON THE WALL, AND TO ADD CURTAINS TO THE WINDOW.

HELP!!

TODAYS VERSE LOST ALL IT'S VOWELS. WE FOUND THEM BUT WE NEED YOUR HELP TO RETURN THEM TO THEIR PLACES.

(HINT; CROSS OUT THE VOWELS AS YOU USE THEM.)

A A A A A A A A A A 10	E E E E E E E E E E E E E 13	I I I I I I I I I 9	O O O O O O O O O O O O O O O O O 17	U U U U U U U U U 9
------------------------------------	--	------------------------------	--	------------------------------

D__ N__ T L__ T TH__ S B__ __ K
__ F TH__ L__ W D__ P__ RT FR__ M
Y__ __ R M__ __ TH M__ D__ T__ T__
__ N __ T D__ Y __ ND N__ GHT, S__
TH__ T Y__ __ M__ Y B__
C__ R__ F__ L T__ D__
__ V__ RYTH__ NG WR__ TT__ N __ N
__ T. TH__ N Y__ __ W__ LL B__
PR__ SP__ R__ __ S __ ND
S__ CC__ SSF__ L. J__ SH__ __ 1:8

24. Where did the water pile up in a heap? 3:18
25. After the people had crossed over, what were the 12 men from each tribe to do? 4:3
26. How big were the stones? 4:7
27. What did Joshua do with the stones? Where are the stones today? 4:9
28. Where were the priests during all of this? 4:10
29. What happened when the priest came out of the water? 4:18
31. What were the Israelites to tell their descendants?
32. Why did the Lord dry up the Jordan River for the Israelites? 4:24

Passage Review Questions

Joshua 1 - 5


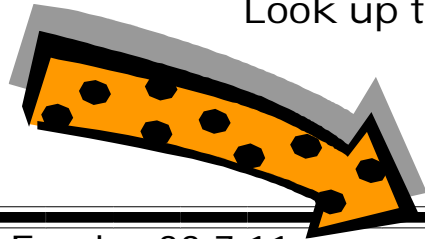
1. Now that Moses was dead, what was going to happen? 1:2
2. Where would the Israelites territory extend? 1:4
3. How much land was given to the people? 1:3
4. How strong would the Israelites be? 1:5
5. What were the Israelites to do? 1:7-8
6. What had the Lord commanded? 1:9
7. What was going to happen to the rebels who would not obey? 1:18
8. What was the name of the land that the spies were to look over? 2:1

9. Whose house did the spies stay at? 2:1
10. What did Rahab do with the spies? 2:4
11. What did Rahab tell the king? 2:4-5
12. Where did the soldiers go to try to find the men? 2:7
13. What information did Rahab tell the spies? 2:9-11
14. What was the promise that the spies gave Rahab and her family, since she showed them kindness? 2:12
15. How did the men leave from the city? 2:15
16. What color was the cord Rahab used? 2:17

17. What report did the spies give Joshua? 2:23-24
18. What were the people of Israel to do when they saw the ark of the covenant? 3:3
19. Why were they to follow the ark, and how far back were they to follow? 3:4
20. What were the priests to do when they reached the waters of the Jordan with the ark? 3:8
21. Which went first into the waters of the Jordan, the people or the ark? 3:11
22. What happened to the waters when they entered it? 3:18
23. At what stage were the waters of the Jordan during the harvest period? 3:15

Joshua, the Leader

Look up the following verses and draw a line to the characteristic on the right that made Joshua such a great leader for the nation of Israel.



Exodus 33:7-11

Followed God fully

Numbers 14:6-9

Confidently trusted in God, not in man

Numbers 32:12

Desired to be near the Lord's presence

Deuteronomy 34:9

Chosen by God to be a leader

Deuteronomy 1:38

Strong and Courageous


Joshua 1:8

Filled with the Spirit of wisdom

Remembering God's Blessings

THE ISREALITES WERE INSTRUCTED TO MAKE A MEMORIAL IN THE MIDDLE OF THE JORDAN RIVER IN ORDER TO REMEMBER GOD'S BLESSINGS TO THEM. THEY WERE ALSO INSTRUCTED TO TEACH THEIR CHILDREN HOW GOD HAD BROUGHT THEM INTO THE LAND.

WE NEED TO BE REMINDED DAILY
OF GOD'S BLESSINGS TO US.



REMEMBERING GOD'S BLESSINGS

THE ISREALITES WERE INSTRUCTED TO MAKE A MEMORIAL IN THE MIDDLE OF THE JORDAN RIVER IN ORDER TO REMEMBER GOD'S BLESSINGS TO THEM. THEY WERE ALSO INSTRUCTED TO TEACH THEIR CHILDREN HOW GOD HAD BROUGHT THEM INTO THE LAND.

WE NEED TO BE REMINDED DAILY OF GOD'S BLESSINGS TO US.

THE PURPOSE OF THIS CRAFT IS TO HELP THE CHILDREN RECOGNIZE AND REMEMBER GOD'S BLESSINGS TO THEM.

CONSTRUCTION PAPER:

GREY FOR STONES

PRINT PAGE 1 ON COLORED PAPER OF YOUR CHOICE

NEEDS:

GLUE

SCISSORS

CRAYONS, PENCILS OR MARKERS

INSTRUCTIONS:

HAVE THE CHILDREN NAME SOME OF THE WAYS THAT GOD HAS BLESSED THEM. EXAMPLES: BIRTHDAY, SPIRITUAL BIRTHDAY, CHRISTMAS, EASTER, HOMES, PARENTS, FRIENDS, ECT. HAVE THEM CUT 12 "STONES" FROM THE GREY CONSTRUCTION PAPER. HAVE THEM WRITE ONE BLESSING PER "STONE" AND THEN GLUE THE STONE IN THE APPROPRIATE PLACE ON PAGE ONE.

