

Materials I Need:

Legend:




= Option 1, Appropriate for 1st – 2nd Grade

= Option 2, Appropriate for 3rd – 6th Grade

Hook:

- Signs and “I Am’s” Musical Chairs (Activity).** Place 14 chairs into a circle. Use the seven “I Am’s” and the seven signs pictures and place them on the seats of the chairs. If you want to make the game a little more challenging, just place the verse on the seat of the chair. When the music stops, go around the room and ask each child what is on his or her chair. If they match the appropriate verse with the picture, give them M&Ms or Tootsie Rolls. Continue until all children have had a chance to play. If they struggle with the correct answer, you may let them look up the verse in the Bible.
- Look for Hooks (Review).** This is a great opportunity to go through the previous lessons from John and use the Hooks that you were unable to use.
- Introduction to the Morning’s Activities (Game).** As you spend today reviewing all the lessons we have covered in the book of John, it might be fun to have a “Book of John Bible-a-Thon” day. You will not need to divide the morning up into the HOOK, BOOK, LOOK, and TOOK times as you normally would. Play as many games as you can think of throughout the morning. Divide the students into teams, or have them work individually. Tally up points awarded throughout the morning for correct answers, swift completion, good attitudes, memory verse recitals, etc. Have an awards ceremony at the end of the morning and give some special items to the students who did well. Be sensitive to the newcomers and visitors.
- Concentrate on the Book of John (Concentration Game).** Make duplicate copies of the seven “I Am’s” and the seven signs, **JHN12.GF1**. Turn the cards face down on the floor or table, or tape them to the wall. Take turns turning over one card and then another trying to match. If a match is made, it is removed from the layout and points are awarded for the match. If no match is made, the cards are turned back over and someone else takes a turn. Continue until all matches have been made.
- Memory Verse Challenge (Worksheet).** Go through each of the memory verses on **JHN12.GF2** and use these in any of the following game formats:
 - **Timed Relays** (for older children). Split the classroom into two groups and write a memory verse on the board with several of the key words missing. Have one team come up individually and see if they can fill in the missing words as fast as they can as they are being timed. Then have the second team come up and do the same, but with the next memory verse. Tally up the times for as many verses as you’d like and announce the winner!
 - **Where’s It Found?** Split the classroom into two groups and read a memory verse. The first person who stands up and announces where the verse is found in the Gospel of John gets a


point for their team. Do this with all 11 memory verses. You may want to give them a hint (“It’s in chapter...”) if they’re having a difficult time.

-  **Bible Bags (Activity).** Split the classroom into 3 teams. Give each team a “Bible Bag” (brown paper bag with the memory verse reference written on the bag and the verse inside, but the verse is separated on scraps of paper with one word on each scrap). Each team is given a roll of Scotch tape as well. When you begin, each team must look at all the scraps of words and put them in order of the memory verse and tape them on a wall in the classroom. The first team to put the memory verse words in order is the winner.
-







Book:

Presentation Ideas –

-  **Fish and Loaves Snack (Snack).** Bring in fish crackers and regular crackers and talk about the feeding of the 5,000 during the snack time. Ask the children questions about the story and see how many they can answer.
-



Look:

-  **Tic-Tac-Toe (Game).** The teacher will need a list of questions to use from previous lessons, and the children will need sheets of paper marked with X’s and O’s. Tape a tic-tac-toe grid onto the floor (about 2’ squares). The questions should focus primarily on the memory verses from the book of John, the seven “I Ams,” and the seven signs. Rules are similar to tic-tac-toe, except to get a space each child (or team) must answer the questions correctly. Divide the class into two teams and assign them with X or O. Flip a coin to determine which team will go first. Ask each team or individual a question from your prepared list. If they answer correctly they move to the space earned until a row of three is obtained. This game can be played until all children have had a chance to answer correctly.
-  **Matching the 7 “I Am’s” and the 7 signs (Game).** Divide the class into two, three, or four teams. For each team, place the pictures of the 7 “I Ams” and the 7 signs on the wall, (pictures provided in John Lesson 1, **JHN01.GF10-16 Pg.2** of each). Mix up the verses and place them on the floor next to the wall. Have the students group together in the middle of the classroom facing the wall. When the moderator says “go” they run to the wall, as a team or individually, and match all the verses to the pictures by taping them to the wall. The first team that correctly matches the verses to the pictures wins. A version of this game can be done as a Hook by using the pictures (card size), and placing them onto a table. Each player, up to six around a table, is then given the matching verses and tries to be the first to finish. If a student has difficulty matching the verses, look them up in the Bible. Have the children read the verse and match the verse to the picture.
-  **Bible Charades (Game).** Using situations from the Book of John, act these out in front of the group. Give points for correct guesses (the sooner the students guess, the more points they receive). It will work best if you plan ahead of time as to what the students will act out, and write this down on an index card. Don’t wait until class time to decide what these will be. Go back to previous lessons and pull out a wide variety of situations for them to act out.
-  **Play Dough Pictionary (Game).** Prior to class, write down a multitude of items taken from our study of the book of John. These should be things that the students could model with Play Dough. Write these things on a stack of index cards. Playing in teams, give each team three minutes to guess as many of the items on the cards as they can. Each student takes a turn to read a card, then make the item out of Play Dough as fast as they can, while their teammates watch and make guesses. Once the item has been guessed, the lump of dough is quickly handed to the next team

player who reads his or her card and begins to form the item written on the card with the dough. Play continues until three minutes are up or they run out of cards. Award points for the number of items each team has guessed.

- Make Sense of the Scramble (Game).** Duplicate the seven "I Am's," the seven signs, and the verses that go with them, for as many teams as will be playing the game. (These may be printed on small pieces of paper for individuals to play rather than teams.) Have all the players at one end of the classroom. At the other end of the classroom, have the teacher mix up and spread out all of the pictures and verses. On the signal to begin, all of the students are to race to the other end and begin assembling their collection of the signs, "I Am's," and verses. They must assemble them all in the proper order. The player to accomplish this first is the winner.
-



Took:


- Give Us a Sign (Snack).** Make sugar cookies in the shape of either doors or stop signs. Using icing, write the verses indicating the seven "I Am's" and the seven signs on the cookies. Have the children look up the verse on their cookie before they can eat it.
- Can-Do Calendar (Craft).** If you choose to break the morning up and slow things down a bit toward the end of class, consider completing one of the crafts from a previous lesson which you wanted to do but never had time. If you would like to make the Calendar Craft, **JHN12.GF3**, take a look at the sample provided for clarification as to how it goes together. This completed craft can be hung in the student's bedroom or kitchen for the coming year, making it a wonderful ongoing teaching tool for them to have in their homes. It also would make a terrific gift.
- Lesson/Verse Review (Game).** Prior to class, hang a very long strip of butcher paper on the wall. In 11 columns (one for each lesson), tape a couple of copies of the pictures from that lesson at the top and write the memory verse below. Then cover up (by taping a piece of white paper over the word) almost all of the words in each verse, leaving only a select few exposed. Play this game by allowing each person a chance to stand and say the verse (they can only have two turns per verse). Start off with a larger amount of points (one for each time you will allow before revealing the entire verse--perhaps eight). If a player can say the verse with all the words covered, they are given eight points. If they don't get it on the first try, remove one of the pieces of paper, exposing another word in the verse, and let someone else try, and so on. Each time you have to take a piece of paper off to expose another word in the verse, the play would get one less point when the verse is recited correctly. You will need to decide how many points each verse will be worth before you play.
- Fastest Fact-Finder (Game).** Play this game as a type of sword drill, where the teacher calls out a verse, a scripture reference, or a situation and the players have to quickly respond with their answer as to where that is found in the book of John. This is an open book game, and the student's should be encouraged to use their Bibles.
- Who Am I? (Doors Craft).** This look-in-the-door craft is a learning tool that can be used to help review the seven "I Am" statements of Jesus.
Copy **JHN12.GF4 Pg.1-3** onto cardstock. Cut out three sides of the doors on **Pg. 1**. Color pictures on **JHN12.GF4 Pg.2**. Cut along the lines at the top, bottom and middle of each picture, leaving the sides alone. (A razor or exacto-knife works best). Attach **Pg.1-3** (in order) with staples at top, bottom, and sides of the page, so as not to hinder door movement.





Talk about the verses in the book of John. When the first door is opened there is a picture that would be a discussion point. To fully understand what the picture is, open the second door to reveal the verse. Great tool for the students to use word association to help them understand scripture. Also can be taken home as a discussion point for the students' family members.



Seven Miracle's of Jesus (*Door Craft*). Follow the same instructions for this review craft as you did for the "Who Am I?" door craft, **JHN12.GF5 Pg.1-3**.

Concentrate on the Book of John





Memory Verse Challenge

“In the beginning was the Word, and the Word was with God, and the Word was God.” John
1:1

“For God so loved the world that He gave His one and only Son, that whoever believes in Him shall not perish but have eternal life.” John 3:16

“I tell you the truth, whoever hears my word and believes Him who sent Me has eternal life and will not be condemned; He has crossed over from death to life.”
John 5:24

“I am the Bread of Life, He who comes to Me will never go hungry, and He who believes in Me will never be thirsty.” John 6:35

“I am the Light of the World, whoever follows me will never walk in darkness, but will have the light of life.” John 8:12

“I am the Good Shepherd, the Good Shepherd lays down His life for the sheep.” John 10:11

“I am the Resurrection and the Life. He who believes in Me will live, even though he dies.”
John 11:25

“A new command I give you: Love one another. As I have loved you, so you must love one another.” John 13:34

“I have told you these things, so that in Me you have peace. In this world you will have trouble. But take heart! I have overcome the world.” John 16:33

“You are right in saying I am a King. In fact, for this reason I was born, and for this I came into the world, to testify to the truth. Everyone on the side of truth listens to me.”
John 18:37

“But these are written that you may believe that Jesus is the Christ, the Son of God, and that by believing you may have life in his name.”
John 20:31

2000



"I Am
the Bread of Life"
(John 6:35)

January

Monday	Tuesday	Wednesday	Thursday	Friday	Saturday	Sunday
					1	2
					New Year's Day	
3	4	5	6	7	8	9
10	11	12	13	14	15	16
17	18	19	20	21	22	23
24	25	26	27	28	29	30
31						

2000




"I Am
The Way,
The Truth,
and The Life"
(John 14:6)

February

Monday	Tuesday	Wednesday	Thursday	Friday	Saturday	Sunday
	1	2	3	4	5	6
7	8	9	10	11	12	13
					Lincoln's Birthday	
14	15	16	17	18	19	20
Valentine's Day						
21	22	23	24	25	26	27
	Washington's Birthday					
28	29					

2000



"I Am
the Resurrection
and the Life"
(John 11:25)

March

Monday	Tuesday	Wednesday	Thursday	Friday	Saturday	Sunday
		1	2	3	4	5
6	7	8	9	10	11	12
13	14	15	16	17	18	19
				St. Patrick's Day		
20	21	22	23	24	25	26
27	28	29	30	31		

2000



"I Am
the True Vine"
(John 15:1)

April

Monday	Tuesday	Wednesday	Thursday	Friday	Saturday	Sunday
					1	2 Day Light Savings Begins
3	4	5	6	7	8	9
10	11	12	13	14	15	16 Palm Sunday
17	18	19 Passover Begins	20 Passover	21 Good Friday	22	23 Easter
24	25	26	27	28	29	30

2000



"I Am
the Light of
the World"
(John 8:12)

May

Monday	Tuesday	Wednesday	Thursday	Friday	Saturday	Sunday
1	2	3	4	5	6	7
8	9	10	11	12	13	14
15	16	17	18	19	20	21 Mother's Day
22	23	24	25	26	27	28
29 Memorial Day	30	31				

2000



"I Am
the Door"
(John 10:7)

June

Monday	Tuesday	Wednesday	Thursday	Friday	Saturday	Sunday
			1	2	3	4
5	6	7	8	9	10	11
12	13	14	15	16	17	18
19	20	21	22	23	24	25 Father's Day
26	27	28	29	30		

2000




**"I Am
the Good Shepherd"
(John 10:11)**

July

Monday	Tuesday	Wednesday	Thursday	Friday	Saturday	Sunday
					1	2
3	4	5	6	7	8	9
	Independence Day					
10	11	12	13	14	15	16
17	18	19	20	21	22	23
24	25	26	27	28	29	30
31						

2000



Jesus Turns the
Water into Wine
at a Wedding
(John 2:1-11)

August

Monday	Tuesday	Wednesday	Thursday	Friday	Saturday	Sunday
	1	2	3	4	5	6
7	8	9	10	11	12	13
14	15	16	17	18	19	20
21	22	23	24	25	26	27
28	29	30	31			

2000



Jesus Heals
a Blind Man
(John 9:1-41)

September

Monday	Tuesday	Wednesday	Thursday	Friday	Saturday	Sunday
				1	2	3
4	5	6	7	8	9	10
Labor Day						Grandparent's Day
11	12	13	14	15	16	17
18	19	20	21	22	23	24
25	26	27	28	29	30	

2000



Jesus Heals
the Lame Man
(John 5:1-18)

October

Monday	Tuesday	Wednesday	Thursday	Friday	Saturday	Sunday
						1
2	3	4	5	6	7	8
9 Columbus Day	10	11	12	13	14	15
16	17	18	19	20	21	22
23	24	25	26	27	28	29 Daylight Savings Time Ends
30	31 Faith's Fabulous Fall Fun Festival					

2000



Jesus Feeds
5,000
(John 6:1-15)


November

Monday	Tuesday	Wednesday	Thursday	Friday	Saturday	Sunday
		1	2	3	4	5
6	7	8	9	10	11	12
	Election Day				Veteran's Day	
13	14	15	16	17	18	19
20	21	22	23	24	25	26
			Thanksgiving			
27	28	29	30			

2000




Jesus Raises
Lazarus from the
Dead
(John 11:1-57)



December

Monday	Tuesday	Wednesday	Thursday	Friday	Saturday	Sunday
				1	2	3 Advent
4	5	6	7	8	9	10 Advent
11	12	13	14	15	16	17 Advent
18	19	20	21	22	23	24 Advent
25	26	27	28	29	30	31 New Year's Eve
Christmas						

2001




Jesus Walks on
the Water
(John 6:16-21)

January

Monday	Tuesday	Wednesday	Thursday	Friday	Saturday	Sunday
1	2	3	4	5	6	7
New Year's Day						
8	9	10	11	12	13	14
15	16	17	18	19	20	21
22	23	24	25	26	27	28
29	30	31				

2001

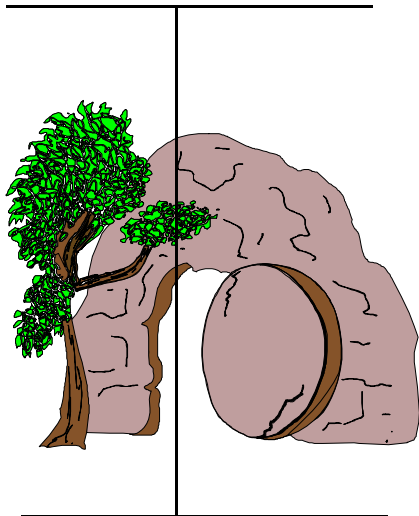




Jesus Heals the
Officials Son
(John 4L46-54)

February

Monday	Tuesday	Wednesday	Thursday	Friday	Saturday	Sunday
1	2	3	4	5	6	7
8	9	10	11	12	13	14
						Valentine's Day
15	16	17	18	19	20	21
22	23	24	25	26	27	28
29	30	31				





“I AM
the Bread of
Life”
John 6:35

“I AM
the Light of
the World”
John 8:12

“I AM
the Way, the
Truth and the
Life”
John 14:6





“I AM
the True Vine”
John 15:1

“I AM
the Door”
John 10:7

“I AM
the
Resurrection
and the Life
John 11:25

“I AM
the Good
Shepherd”
John 10:11





Jesus Turns
Water to Wine
John 2:1-11

Jesus Walks
on the Water
John 6:16-21

Healing of the
Official's Son
John 4:46-54

Feeding of
the 5,000
John 6:1-15

Healing of the
Blind Man
John 9:1-41

Healing of the
Lame Man
John 5:1-18

Raising of
Lazarus
John 11:1-57