

Materials I Need:

Legend:



= Option 1, Appropriate for 1st – 2nd Grade



= Option 2, Appropriate for 3rd – 6th Grade

Memory Work:

"I am the good shepherd. The good shepherd lays down his life for the sheep." (John 10:11)

Aim Questions:

1. Why was the blind man born blind?
2. What did Jesus do to the man and ask him to do?
3. How did the Pharisees respond to this miracle?
4. What happened when Jesus heard that the man was kicked out of the synagogue?
5. What do the following represent? the Good Shepherd; the Sheep; and the Hirelings.

 **Hook:**

Learning Stations (*Center Activities*). Set up three tables to which the children can rotate to during the HOOK time. Station #1 will be to learn about sheep, station #2 shepherds, and station #3 hirelings. Using the worksheet provided in the curriculum **JHN06.GF1** have the students answer the questions listed on the left-hand side of the page. Provide pictures to color, books to look at, live animals, and any additional props you can come up with to make the stations interesting. These worksheets will be used again during the LOOK time as the students try to make the connection between the sheep, the Good Shepherd, and the Pharisees.

Listen Carefully (*Listening Game*). Prior to class, decide upon the sounds you will assign the students when they arrive. Write these out on slips of paper, and give the same sound out to several students. At the signal, all the students will begin to make their sounds and move around the room listening for those sounds they match up with. If there are enough students in class, and enough different sounds, things can get a bit confusing. This morning's Bible Adventure tells us that those who belong to Christ can hear His voice. How do we do this, and what does it sound like?

Our Handicaps For God's Glory (*Discussion/Activity*). In this morning's Bible Adventure, we will hear how God used a man who was blind from birth to bring Him glory. Show pictures, bring props (wheel chair, crutches, cane, blindfold, etc.) to begin a discussion of how God makes different people with different abilities. God doesn't make any mistakes. Everyone has been created in His image, and is unique themselves. Talk about how some people are born blind, lame, or deaf. God can use each of us in a special way to further His kingdom. Do you know anyone with a disability? What are some unique qualities you have seen in these people? In what ways can God use those people? God is sovereign, and chooses when and how to use each one of us to bring Him glory.

Bring in a lamb or sheep (*Demonstration*). Find someone who has sheep, and have them bring

one in and explain what a it is like. Have them explain why Jesus considers people sheep and why they need a shepherd. Use this demonstration to talk about how Jesus is the good shepherd.

Good Shepherd (Activity). Have two people dress up as shepherds-one good and one bad. Have the good shepherd say encouraging and kind things and have the bad shepherd say things in a harsh tone. Put blindfolds on several children and have a good shepherd and a bad shepherd call to the children. Tell the children to follow the good shepherd around the room. Explain that Jesus is the good Shepherd and the only way to live forever with God.

Caring Shepherd (Class Theme). Throughout the day, emphasize that Jesus is the Caring Shepherd. From the start of class make a special point to be kind and caring to the children. Have nametags, special cups, snacks that are just for them, etc...You can even call them "my little sheep."



Book:

Presentation Ideas –

Jesus Heals the Blind Man with Mud (Illustration). Use this coloring page to help you illustrate part of this week's lesson, John 9:1-41, **JHN06.GF2.**

The Pharisees Investigate the Healed Man and His Parents (Illustration). Use this coloring page to help you illustrate part of this week's lesson, John 9:13-41, **JHN06.GF3.**

The Healed Man Worships Jesus (Illustration). Use this coloring page to help you illustrate part of this week's lesson, John 9:35-41, **JHN06.GF4.**

Shepherd with His Sheep (Illustration). Use this coloring page to help you illustrate part of this week's lesson, John 10:1-21, **JHN06.GF5.**

Jesus with the Children (Illustration). Use this coloring page to help you illustrate part of this week's lesson, John 10:1-21, **JHN06.GF6.**

Bible Adventure –

Most of you have heard the Old Testament verse, "Pride goes before destruction, a haughty spirit before a fall" (Proverbs 16:18). Have you ever really thought about what it means? Pride is an undeserved sense of our own superiority, putting our confidence and affections in ourselves, rather than in God. Often men take pride in themselves or in something they have created. We become so confident in ourselves and our abilities that we become self-centered, thinking only our opinion and our way of doing things matters. The Bible tells us that when we get to that point, we had better watch out. The little world we have so carefully built up around ourselves will come crashing down.

Our pride can keep us from seeing that we have needs. It can keep us from seeing we have need of God in our lives. It can keep us from seeing we have a problem with sin that only He can solve. Look around you this week. All around you are people whose pride keeps them from coming to Christ.

It was the same when Jesus walked this earth. The leaders of the Jewish religion at the time hated Christ because they feared the people would turn to Him, and the leaders would lose their control and their power over them. They were proud of their position and did not want to lose it. They were so concerned about this that they began to plan how they could kill Jesus. So far Jesus had always escaped them because the time had not yet come for Him to give up His life.

Jesus was walking through Jerusalem on the Sabbath when He saw a blind man. This man had never seen the things you and I enjoy seeing every day, having been born blind. Jesus' disciples asked Him if the man had sinned or if his parents had sinned, that the man had been born blind. They concluded, as many did in those times, that sin was the cause of all suffering. Jesus was quick to correct them.

“Neither this man nor his parents sinned,” He told the disciples, “but this happened so that the work of God might be displayed in his life” (9:3). God had allowed the man to be blind so that Christ could heal him on that very day, in that very hour.

Jesus then spat on the ground and made some mud with His saliva. He put the mud on the eyes of the blind man and told him to go wash it off in the pool of Siloam. Off the man went. When he returned, it was obvious there was something very different about him--he could see for the first time in his life! The news spread like wildfire. People who knew the man wondered how he had been healed. They asked him, “How were your eyes opened?” (9:10). The man told them how Jesus had healed him. When they asked him where Jesus was, he said he did not know.

The people brought the man before the Pharisees, who began to question him too. When they found out that Jesus had again healed on the Sabbath, they were not happy. Some of the Pharisees said Jesus was not from God because He had broken their Sabbath rules. Others disagreed, saying that no sinner could do what Jesus had done. Finally, they asked the man who had been healed who he thought Jesus was. The man replied, “A prophet.” But the Jews refused to believe that Jesus had really given a blind man back his sight. They were more blind than the healed man had ever been. He could see the truth about Jesus, that He was more than just a man; but the Jews refused to believe what was right in front of them. Not willing to take the man’s word that he had been healed, they called his parents in to question them. Of course, the parents told the Jewish leaders the same thing--their son had been blind since birth. Even this was not enough proof for these hard-hearted, proud men. They continued to say Jesus was a sinner. The healed man finally said, “If this man were not from God, He could do nothing” (9:32). Unable to bully the man into saying something bad about Jesus, they threw him out of the synagogue.

When Jesus heard what had happened, He went to find the man. He said to him, “Do you believe in the Son of Man?” The man, who had been unable to see Jesus the first time he met Him, asked Jesus where he could find the Son of Man. When Jesus told the man that He was the One, the man immediately responded in faith and began worshipping Jesus! Really, this man received a second healing, a spiritual healing that allowed him to become a part of God’s forever family. He responded to Christ and began to follow Him like sheep follow their shepherd. In fact, that’s just what Jesus talked about next to a group of Pharisees who had listened to Him talking with the once-blind man.

Using sheep and shepherds as examples was a wonderful way for Jesus to share spiritual truths with the people at that time. Shepherding in Israel was a very common way to make a living. In the Old Testament, God Himself was called a Shepherd who cared for the nation of Israel. The Jewish religious leaders were supposed to be shepherds, too, but they had lost sight of their purpose, being more concerned with the power and rank of their position than with caring for the people of Israel. They were all caught up in their own sinful, self-made laws and regulations. These were false shepherds who would lead the nation away from God.

What was a shepherd supposed to do? He was supposed to feed and protect his flock, and go after any that were lost. The shepherd lived and worked with his sheep, and they became very close to one another. Shepherds had a name for each one of their sheep, and a special call that the sheep of his own flock knew and responded to.

You can imagine that Jesus got the crowd’s attention when He told them, “I am the good shepherd. The good shepherd gives His life for the sheep” (10:11). Just as a shepherd sometimes willingly gave up his life protecting his sheep from attacks by wild animals, Jesus was saying He was willing to do the same for His flock--everyone who puts their faith and trust in Him. Would you see the false shepherds do this? No, the Pharisees were unwilling to make that kind of sacrifice. Jesus called them “hirelings” because they had no concern for the welfare of those they were supposed to be watching over. Hirelings were men hired by the shepherd to help him watch over the flock. But because the sheep did not belong to them, they would easily and quickly run away when danger came. This is what the Pharisees were like.

The Bible calls people sheep because without Christ we are defenseless and without direction or purpose in our lives. If we’re left alone, we become lost. We need Someone we can trust to lead us to food, water, and safety. Unlike the false shepherds of Israel, Jesus loved His flock, cared for them, and gave His life up for them so that they (and we) could be saved. The sheep who belong to Christ--true

Christians--recognize His voice, and they follow after Him. The Pharisees proved they did not belong to Him because they did not even want to listen to His voice, let alone follow Him. But Jesus' own sheep would always remain His, and no one could ever snatch them out of His hand. Jesus went on to say, "My Father, who has given them to me, is greater than all, and no one can snatch them out of My Father's hand. I and My Father are one." Hearing this, the Pharisees were so angry they picked up stones to throw at Him and kill Him. They knew what Jesus was saying--He was God. Those blind Pharisees, with their pride and reliance on themselves, could not understand Jesus and the message He was bringing.

Is your pride keeping you from hearing the good shepherd's voice as He calls to you? Are you trusting in your own ability or intelligence to help you make it in this world? Jesus said we are like sheep and need a shepherd. Have you become part of His flock, following His voice? As a true sheep belongs to God, we can be sure that we will be forever saved and never lose the gift of eternal life He has given us. If you are willingly and gladly obeying His commands, God will give you the assurance that you truly belong to Him. Your life will be producing spiritual fruit, which means that you become more like Jesus with each passing week. Don't be afraid to examine your life for this fruit. If it's there, be glad! God is changing you from the inside out. If you don't see it, talk to one of your teachers or your parents today. They can help you understand how you can become safe and secure in God's flock.



Look:



Looking Deeper (Worksheet). A part of the continuation of the HOOK time activity, pull out the worksheet the students used during the learning stations, **JHN06.GF1**. Spend time reviewing the information presented during the Bible Adventure time regarding the sheep, the Good Shepherd, and the hirelings. Who are these that Jesus is referring to in the Bible. How are they similar to those you learned about during the HOOK time. What characteristics do they share? Complete the remaining portion of this worksheet.



God Is Our Shepherd (Worksheet). Use this **JHN06.GF7** worksheet to help the children look up verses that speak of God as our Shepherd in the Old Testament.



Spiritual Blindness (Discussion). Jesus showed the Pharisees and religious leaders in the passage today that they were spiritually blind. The man who was physically blind could tell, but the one who were spiritually blind could not. Spiritual Blindness is not being able to see, understand or obey truth and commands about Christ. Read through the story and find how people were blind to who Jesus was. Talk about ways that we are or can be blind to what Christ has for us.



Passage Review Questions (Worksheet). This booklet contains many questions from the Scripture passage covered in today's lesson. Students may work on them in class and complete them during the week at home, **JHN06.GF8**.



Took:



Help the Phari - See (Bible Drill Game). Given the opportunity, what might you have told the Pharisees about Christ? Play this Bible Drill game, trying to be the first team to remove all the pieces of the puzzle which cover the eyes of the Pharisee. Use **JHN06.GF9** which explains the game, and gives you the puzzle pieces. The teachers or table leaders are responsible for reading the scripture references, and monitoring their group for accuracy, honesty, and finishing time. We mingle among the lost every day. Could we use some of the truths learned from this game today, to share Christ with someone around us who is also spiritually blind?


Which Sheep Will Follow Christ? (Coloring Page/Discussion). Look at the sheep on **JHN06.GF10** From the phrases written inside the sheep, which ones will follow the Good Shepherd, and which ones will go astray? Color those sheep who are listening for the voice of the Good Shepherd.

Members of His Flock (Worksheet/Craft). Cut out the sheep on **JHN06.GF11**. Color it, and add little bits of cotton around the edges. Write inside the body of this sheep ways we can stay focused on Christ this week so that we are not distracted and wandering around without Him. Punch a hole in the top and attach a piece of yarn through to hang as a reminder for this week as we try to listen to, and follow the Good Shepherd.

Sheepgate Wheel (Craft). Items needed: (2) 10" paper plates, (Use **JHN06.GF12 Pg.1**, as a template to cut out windows in one of the paper plates for each child), 1 brad, **JHN06.GF12 Pg.2** and **Pg.3** (with sheep wheel/ shepherd/ door/ and verses), scissors, glue, crayons.

Color the sheep on the wheel, shepherd, and door. Then cut along lines of **JHN06.GF12 Pg.2**. Glue sheep wheel onto the bottom of one of the plates without the door. On the plate with the cut-out door, glue the shepherd on one side and the door on the other. Glue the appropriate verse below the picture.

Place the paper plates together, bottom to bottom and attach with brad in the center. As the bottom plate is rotated the sheep need to pass through Jesus to get through the door.

Eternally Secure? (Discussion).  This discussion can be used to talk about John 10:28-29. Ask them the following question: "Can a person who is a Christian lose their salvation? Why or why not?" Have them give you feedback on why they believe what they believe. Look up John 10:28-29 and share with them the incredible truth of our eternal security, that those who are truly saved will always remain saved. Have them look up the following verses and discuss these with them: Romans 8:29-30, 31-32, 38-39.


Candy Cane Ornament (Craft). Use this craft to help the kids remember that we are sheep that want to follow God, our shepherd, **JHN06.GF13**.

Learning Stations Worksheet

HOOK TIME Activity: Answer the following questions or take notes on the information given by your teachers at each of the three learning stations.

The Sheep

List the characteristics:



Why would anyone want to care for them?

The Shepherd

What is the shepherd's job?



What are some of the dangers a shepherd might face as he cares for his sheep?

The Hireling

What is a hireling in the realm of farming?




Who cares more about the farm and the animals, the owner, or someone who works for the owner? Explain your answer.

LOOK TIME Activity: Answer the following questions and make comparisons from the Bible passage to the information you learned during the HOOK TIME activity.

The Sheep

Who are the sheep that Christ is referring to in today's Bible Adventure? How are their characteristics similar to those of real sheep?



The Shepherd

Who is the Good Shepherd?

How does the Good Shepherd care for His sheep?




The Hireling

Who is Christ referring to when He talks about "the hirelings?"




What's the difference between the shepherd who owns his own sheep, and someone who simply watches the sheep as a means of employment?

Jesus Heals the Blind Man With Mud



The Pharisees Investigate the Healed Blind Man and His Parents



The Healed Man Worships Jesus



Shepherd With His Sheep



Jesus with the Children



God Is Our Shepherd

Directions: Look up Psalms 23 in the Old Testament. It speaks of God being our Shepherd. Write down the different characteristics of His shepherding care of us.

v

s

1 "I shall not want" We will not want anyone other than God. God will be our greatest desire and hope.

vs.2

vs.3

vs.4

vs.5

vs.6

28. How did Jesus answer these questions of the Jews?
10:25-30
29. When the Jews picked up stones to stone Jesus, what did he say and ask of them? 10:31-32
30. Why were the Jews going to stone Jesus? 10:33a
31. Why did the Jews think that Jesus was being blasphemous?
10:33b
32. What again did the Jews try to do and what did Jesus do?
10:39
33. Where did Jesus go to after leaving Jerusalem? 10:40
34. What happened while he was there? 10:41-42

Passage Review Questions

John Chapter 9-10

1. As Jesus walked along, what did he see? 9:1
2. What did Jesus' disciples ask him about this man? 9:2
3. Why was the man blind from birth? 9:3b
4. What happened to the blind man when he washed his eyes?
9:7b
5. How did the former blind man's neighbor act? 9:8-9
6. Did the man know where Jesus was? 9:12b
7. On what day did Jesus do this healing? 9:14
8. The Pharisees had the man tell them what the one who healed him had done. What did the former blind man tell them? 9:15
9. The Pharisees asked the man what he thought about the one who healed his blindness and opened his eyes. What was his answer? 9:17

10. Whom did they send for to verify that the man had been blind? 9:18b
11. What did the man's parents say? 9:20-21
12. Why were his parents afraid? 9:22b
13. Jesus heard what the Pharisees had done to the man and went to find him. When he found him what did he ask him? 9:35
14. When Jesus revealed that it was he who opened the man's eyes, what did this man do? 9:37-38
15. When all the sheep are brought out of the fold, does the shepherd lead his sheep so that they follow him? 10:4
16. Why do the sheep follow the shepherd? 10:4b
17. What does the thief come only to do? 10:10a
18. What has Jesus come to do? 10:10b

19. Is Jesus the good shepherd? 10:11a
20. There shall be one _____ and one _____. 10:16c.
21. What is the reason that the Father loves Jesus? 10:17
22. Is it Jesus' decision to lay down his life for us? 10:18b
23. This teaching of Jesus was new to the people. What again happened to the Jews that were listening? 10:19
24. What did many of the people think of Jesus after hearing him? 10:20
25. What did others think because of the opening of the eyes of the blind man? 10:21
26. Where was Jesus during this time? 10:23
27. What were the Jews asking Jesus? 10:24

Help the Phari - See

A BIBLE DRILL GAME

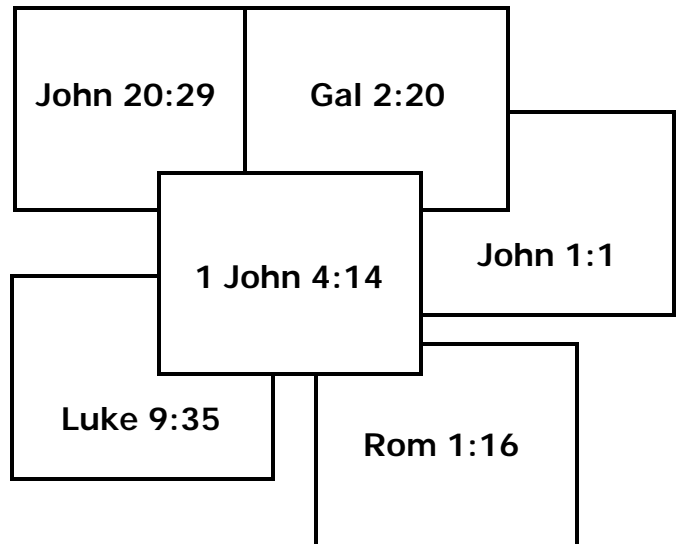
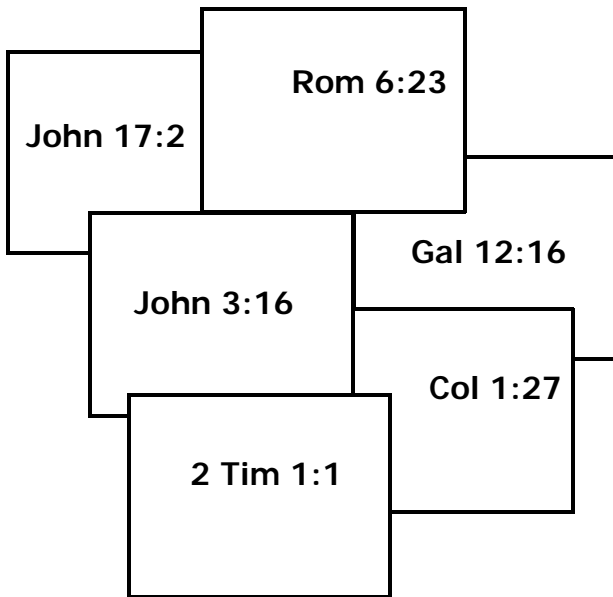


If you had been given the opportunity to convince the Pharisees that Jesus was the Christ, the Son of God, and the only way to salvation, what might you have said to them. This Pharisee (like most) is blinded. Can you help him to see?

Instructions: Note: An NIV bible will be best for playing this game, as all of the key words were taken from that version. Divide up into teams of 2 or more players. You may want to have competition between complete table groups. Copy Pg.2 and 3, so that you have doubled sided pieces, with verse on one side and "key words" on the back. Cut the pieces of the puzzle apart from and reassemble in two clusters so that they cover the eyes of the Pharisee. The puzzle pieces should be placed so that the "key words" are face up. The scripture references should be on the back, and face down. The teacher begins by reading off the first scripture reference from the list given on page two. The players race to look up that verse and read what it says. Finding the corresponding "key words" from that passage, they remove that puzzle piece, and check the back to see if they are correct. If they are correct, they then take that piece and place it below the picture of the Pharisee. This time they should place it so that the scripture reference is face up. If they have made an incorrect selection, they should replace that piece and make another selection. Once they have selected properly and placed the puzzle piece with the scripture reference face up, the teacher can then read the next reference. Play continues until one team reassembles all their puzzle pieces correctly, with the scripture

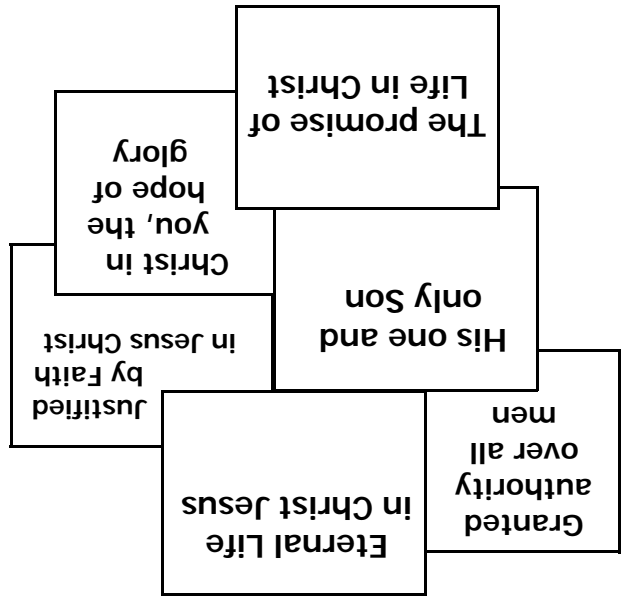
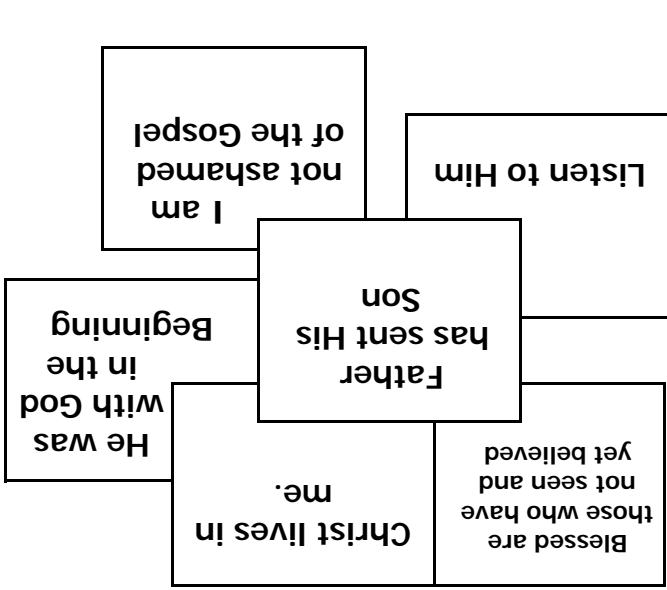
Puzzle Pieces for Pharisee Game

Cut out the puzzle pieces and assemble with the “key words” side facing upwards, covering the eyes of the Pharisee on page one.







**Scripture references to be read
by the teacher:**
John 17:2
Romans 6:23
John 3:16
Galatians 2:16
Colossians 1:27
2Timothy 1:1
John 20:29
1 John 4:14
Galatians 2:20
John 1:1
Luke 9:35
Romans 1:16

ANSWERS:
Scripture references to be read by the teacher:
John 17:2 **Granted authority over all men**
Romans 6:23 **Eternal life in Christ Jesus**
John 3:16 **His one and only Son**
Galatians 2:16 **Justified by faith in Jesus Christ**
Colossians 1:27 **Christ in you, the hope of glory**
2Timothy 1:1 **The promise of life in Christ**
John 20:29 **Blessed are those who have not seen yet have believed**
1 John 4:14 **Father has sent His Son**
Galatians 2:20 **Christ lives in me**
John 1:1 **He was with God in the beginning**
Luke 9:35 **Listen to Him**
Romans 1:16 **I am not ashamed of the**



Which Sheep Will Follow Christ?

Read the inside of each sheep. Color those sheep you think will be followers of Jesus.

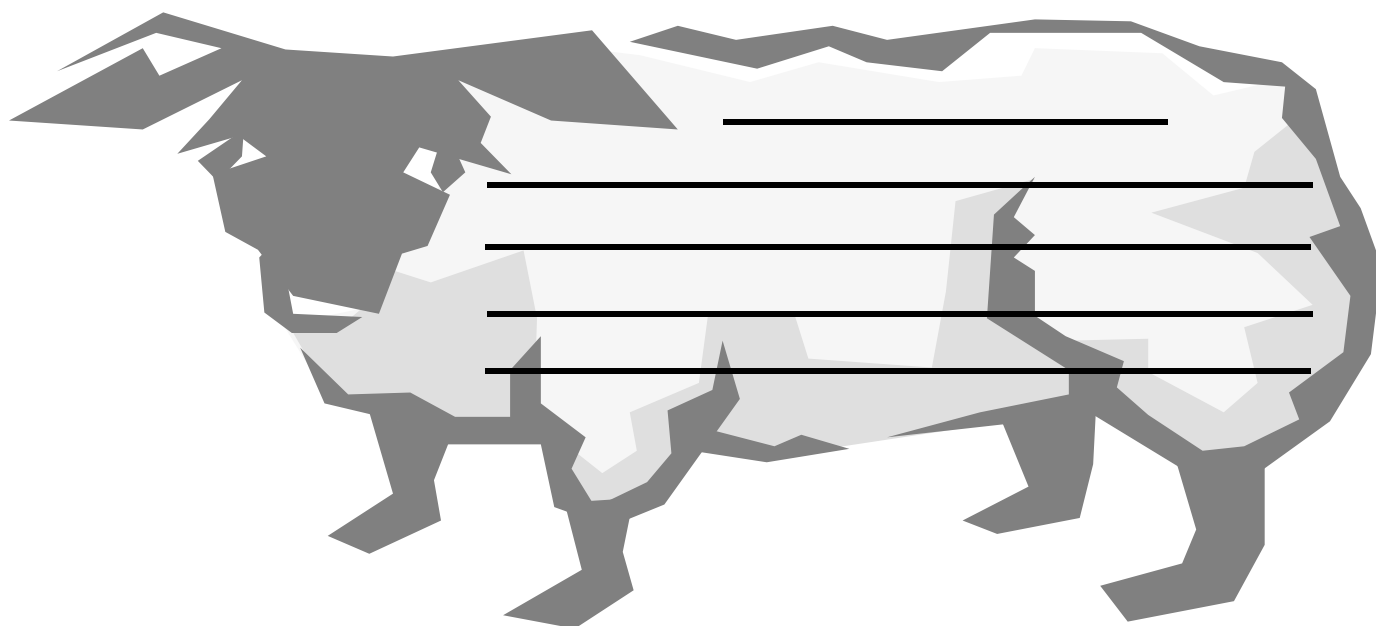


Members of His flock



Instructions: Cut out the sheep. Color and add whips of cotton balls around the edges. Write 5 ways we can keep our focus on the Good Shepherd. Punch a hole in the top of the sheep, and thread a piece of ribbon or yarn through tying this in a loop for a hanger.

Members of His flock



Instructions: Cut out the sheep. Color and add whips of cotton balls around the edges. Write 5 ways we can keep our focus on the Good Shepherd. Punch a hole in the top of the sheep, and thread a piece of ribbon or yarn through tying this in a loop for a hanger.


Sheepgate Wheel Craft



Remove



Sheep Wheel Template

Cut around circle and place in center of 10" paper plate as pattern for removal of door.

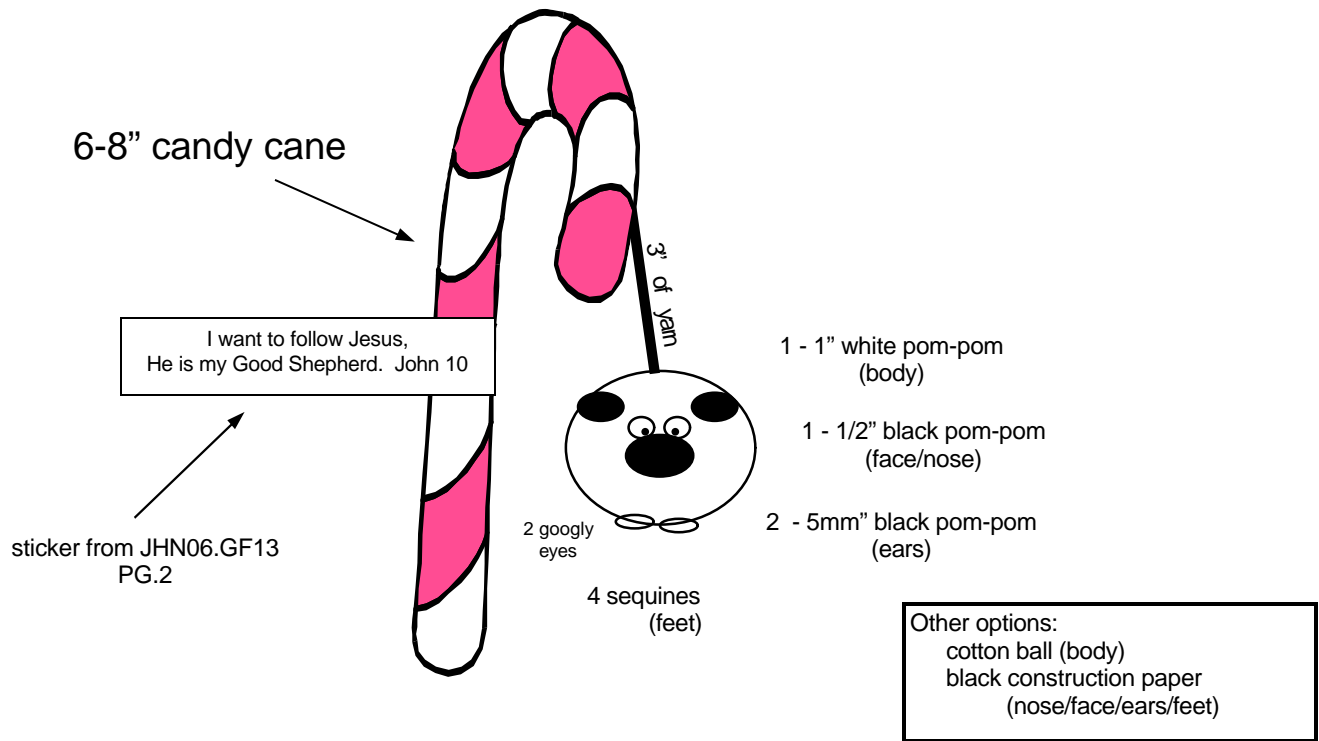


I AM the door of the sheep
John 10:7,9

I AM the Good Shepherd
John 10:11,14



Candy Cane Ornament



Each child will need:

- 1 - 6-8" candy cane
- 1 - sticker from JHN06.GF13 Pg.2
- 1 - white pom-pom (body)
- 1 - 3" piece of yarn
- 1 - 1/2" black pom-pom (nose/face)
- 2 - 5mm black pom-pom (ears)
- 4 - Black sequines (feet)
- 2 - small googly eyes

Stick the label from JHN06.GF13 Pg.2 around the candy cane.

Use Craft glue to glue sheep together.

glue yarn to top center of body and to candy cane.

