

December 5, 1999

John Chapters 7-8

Early Childhood

JHN05EC

Jesus Is the Teacher Sent from God.

Materials I Need:

Memory Verse:

Two- and three-year-old verse: John 3:16: "For God so loved the world that He gave His one and only Son, that whoever believes in Him shall not perish but have eternal life."

Four- and five-year-old verse: John 5:24: "I tell you the truth, whoever hears My word and believes Him who sent Me has eternal life and will not be condemned; he has crossed over from death to life."

Aim Questions for 2's & 3's:

1. Did Jesus' brothers believe that Jesus was the Son of God? *(No.)*
2. Did Jesus go to the temple courts and tell people that He was the teacher sent from God? *(Yes. Jesus said, "I am the teacher sent from God.")*
3. Did the temple guards listen to Jesus teach in the temple courts? *(Yes. They knew that Jesus was a good teacher.)*
4. Did some people believe that Jesus was God's Son sent from heaven? *(Yes.)*
5. Did they receive eternal life? *(Yes. Have the children say, "Whoever believes in Jesus shall have eternal life.")*

Aim Questions for 4's, 5's & K:

1. What did Jesus' brothers tell Him to do at the Feast of Tabernacles in Jerusalem? *(Jesus' brothers told Him to show His miracles in Jerusalem. They didn't yet believe that Jesus was the Son of God.)*
2. What did Jesus tell the people when He taught in the temple courts in Jerusalem? *(Jesus said, "I am sent from My heavenly Father with true teachings.")*
3. What did the temple guards think of Jesus' teaching? *(The temple guards knew that Jesus was a good teacher.)*
4. What did the religious leaders think about Jesus' teachings? *(They did not want to believe that Jesus was sent from God.)*
5. Who can receive eternal life and live with Jesus forever in heaven? *(Say the memory verse.)*

Key for symbols:

- This box symbol represents ideas that can be used for two-year-olds through kindergarten. Please remember to slow down the pace for two-year-olds and keep the pace moving for five-year-olds.
- ② This symbol represents ideas that are best used for two- and three-year-olds.
- ④ This symbol represents ideas that are best used for four-year-olds through kindergarten.

Hook:

- Miracle Review Reading Center:** Provide Bible Adventure pictures (JHN02ECGF2, JHN03ECGF2, JHN03ECGF3, JHN04ECGF2) or picture books that tell the stories of Jesus' early miracles. Read or discuss the pictures in the small group. If the Bible Adventure pictures are used, the children could color as the stories are being reviewed. Jesus performed miracles (acts that only God could do) to show that He was the Son of God.

Walking Shoes: Bring several pairs of shoes for the children to try on. Tell them that Jesus is going to travel to Jerusalem in our Bible Adventure today. If you were going to walk a long way, which shoes would you wear, and why?

Memory Verse Review: (JHN05ECGF6) Review the memory verse with the GF6 pictures. Cut the GF6 pictures apart and tape the woman and baby onto a dark background. Talk about how even though babies are all special and wonderful, they have darkness in their hearts until they are “born again.” Tape the picture of Jesus hugging the children onto a yellow construction paper background. When we believe Jesus’ words and receive His forgiveness, He gives us His new life in our hearts. Teach and review the memory verse by taping the GF6 picture of the mother and baby onto butcher paper that you have taped to the wall. Have the children say, “I tell you the truth.” Then tape the GF6 Bible to the butcher paper as you have the children say, “Whoever hears My word.” Tape the GF6 picture of the people following Jesus as the children say, “And believes Him who sent Me.” Tape the GF6 picture of Jesus with His heavenly Father as the children say, “He has crossed over from death to life.” Review this verse several times as you point to the pictures. Two- and three-year-olds can use these pictures for the John 3:16 verse. Begin with the GF6 picture of Jesus in heaven with God. Point to the light on the throne and then to Jesus as you say, “For God so loved the world that He gave His one and only Son.” Tape the GF6 picture of the Bible as you say, “That whoever believes in Him.” Tape the GF6 picture of Jesus with the children as you say, “Shall have eternal life.”

"Jesus Teaches at the Temple" Center: Put a large sheet of shelf paper or newsprint on the wall at your students’ eye level. Draw the outline of a church on the paper. The temple in Jesus’ day was a little like a church in our day. Provide pictures of people of all ages cut from magazines or catalogs. Let the children choose pictures to glue or tape inside or around the building outline. In today’s Bible Adventure, Jesus goes to the temple courts in Jerusalem to teach about God. Many people gathered to hear what He had to say and were amazed that He knew so much about the Bible.

"To Believe or Not to Believe" Game: In today’s Bible Adventure, Jesus goes to the temple to teach the people about God, His Father. The people who heard Jesus were amazed that He knew so much about the Bible. They listened to Jesus’ words. Some of the people believed Jesus and received eternal life. But some of the people did not believe Jesus’ words. The leader will read the following sentences and the children will respond by saying, "I believe that" or "I don't believe that!"

Elephants can fly.
Jesus is God's Son.
Everybody wears socks on his or her ears.
Jesus did (performed) miracles.
Jesus can give us eternal life.
Babies can drive cars.
You can eat peanut butter and jelly sandwiches with a straw.
Jesus is alive and in heaven.
Jesus could heal people who were sick.
Chickens wear clothes.
Jesus was holy and never sinned.
Jesus can put peace in our hearts.
Everybody sleeps under his or her bed.
It rains inside our houses.
You can read a book with your eyes closed.
Jesus loves us.

"Jesus Knew His Father" Center: Choose an activity that your class enjoys doing and is familiar with, such as building blocks, playdough, or kitchen center. The following can be talked about as the children are finding success in their activity. "In today’s Bible Adventure, Jesus goes to the temple to teach the people about His Heavenly Father. Jesus knew God. He was good at telling people who God was and how much they were loved by God. Just as you know how to play with these toys and are good at making things, Jesus knew about His heavenly Father and wanted to teach others about Him."

- Kneading Dough:** Before class, make a batch of bread dough. Divide it into sandwich bags, one for each child. Instruct the children as to how to knead bread, and let them play with their own dough. Review last week's Bible Adventure with the children while they knead.
- Shoe Prints on a Map:** Provide a large map of Israel, or draw an outline on a piece of butcher paper. Make shoe print stamps out of foam foot pads glued to a block of wood, or from a potato (use tempera paint for this one). Let children take turns making different paths from Galilee to Jerusalem.

- ④ **Puppet Discussion:** Introduce puppets and have one tell the other one all about himself (who he is, where he lives, who his relatives and family are, what he had for breakfast, etc.). The other puppet can't believe anything he says. Talk to the children about people not believing Jesus when He told them He was the Son of God. How do you think Jesus felt when they didn't believe Him?
- ④ **Walking Around the Room:** Walk around the room very quietly, then get louder and louder. End with quiet walking and discuss how we can hear people walking. Jesus had to walk quietly at times to get away from people who didn't believe who He was. Find out more in the Bible Adventure story today.
- ④ **Listening Activity:** Listen to a CD that has different sounds, and ask the children to tell what they hear. Some people listened to Jesus and heard everything He said. They listened just like you listened today.



Book:

Presentation Ideas -

- Color and mount the **JHN05ECGF1**, **JHN05ECGF2**, **JHN05ECGF3**, and **JHN05ECGF4** pictures on construction paper. Show them as you tell the Bible Adventure. Save the pictures and use them for review as you continue through the gospel of John.
- Bring several review pictures and show them as an introduction. As you show the **JHN05ECGF6** picture, say, "Jesus said, 'I am the light sent from God.'" Show the **JHN04ECGF3** picture and say, "Jesus said, 'I am the bread of life sent from God.'" Show the **JHN03ECGF1** picture and say, "Jesus said, 'I am the living water sent from God.'" Show the **JHN05ECGF2** picture and say, "Jesus said, 'I am the living Word sent from God.'" Begin the Bible Adventure in prayer, thanking God for sending Jesus.
- On the large wall map, stick a **JHN04ECGF15** temple picture at Jerusalem. Walk the GF15 figures of Jesus' brothers from the northeastern side of the Sea of Galilee to Jerusalem.
- Tie several items to a long piece of yarn or string that a teacher might use in her classroom, like chalk, eraser, pencil, paper tablet, clock, book, ruler, etc. Place this in a large paper bag or conceal it in a basket. Let the children take turns pulling on the string and revealing one item at a time. Ask the child to think of someone who might use this item. Direct their thinking toward a "teacher." Today the children will learn about the best teacher, the one sent from God.

Bible Adventure for 2's & 3's-

Jesus did many mighty miracles to show people that He was the Son of God. *(Have the children say, "Jesus is the Son of God.")*

(Show the review JHN02ECGF2 picture of the wedding feast.) Jesus turned the water into wine (grape drink) at the wedding party. *(Have the children say, "Jesus is the Son of God.")*

(Show the review JHN03ECGF2 picture of the royal official by his son's bed.) Jesus healed the royal officer's son. *(Have the children say, "Jesus is the Son of God.")*

(Show the review JHN03ECGF3 picture of Jesus talking to a lame man.) Jesus healed the lame man by the pool. *(Have the children say, "Jesus is the Son of God.")*

(Show the review JHN04ECGF2 picture of Jesus feeding five thousand families.) Jesus fed five thousand families from five small loaves and two small fish. Only God could do the miracles that Jesus did. *(Have the children say, "Jesus is the Son of God.")*

(Show the JHN05ECGF1 picture.) Jesus' brothers said to Jesus, "It is time for us to go to Jerusalem for the Feast. You should do your miracles in Jerusalem where the religious leaders can see you." Jesus' brothers didn't believe that Jesus was the Son of God sent from heaven.

Jesus said to His brothers, "It is not the right time for me to go to Jerusalem. You go on ahead." Jesus listened to God, not His brothers.

(Stick a GF15 picture of the temple at Jerusalem on the large wall map. "Walk" the JHN04ECGF15 small picture of Jesus' brothers from Galilee to Jerusalem.) Jesus waited in Galilee until His brothers had gone to the Feast. ("Walk" Jesus from Galilee to Jerusalem on the large wall map.) Then Jesus went quietly to Jerusalem so that the religious leaders would not notice Him so much.

(Show the JHN05ECGF2 picture.) After Jesus was in Jerusalem for several days, He went to the temple courts and began to teach about God. Jesus was the best teacher because He was the Son of God. The people who heard Jesus were amazed that He was such a good teacher. The people were wondering if Jesus was the Son of God.

Jesus said to the people, "My heavenly Father has sent Me to the world. I am the teacher sent from God."

The people listened to Jesus' words. Some of the people believed Jesus and received eternal life. Some of the people did not believe Jesus' words. They said, "How can Jesus say He was sent from God when we know where He was born? We know His parents, Mary and Joseph. We don't believe that Jesus is the Son of God." (Make a sad face.)

(Show the JHN05ECGF3 picture.) The guards went to the temple courts and listened to Jesus' words. "Jesus is a good teacher," they thought. "Could this be the Son of God?"

(Show the JHN05ECGF4 picture.) The temple guards went back to the temple leaders. The leaders asked them, "Why didn't you put Jesus in jail?"

The guards said, "We have never heard anyone teach like Jesus. His words are special. We could not put Him in jail."

The temple leaders said, "Do you believe that Jesus is the teacher sent from God?" They were angry because they did not believe that Jesus was the Son of God.

Jesus is the Son of God, and Jesus kept on teaching about His heavenly Father in the temple courts. I believe that Jesus came from God. I'm glad that we have Jesus' words in the Bible. (Hug your Bible to your heart.)

Prayer: Dear God, thank You for sending Your Son, Jesus. He is the best teacher, and I love to listen to His words. In Jesus' name, Amen.

Bible Adventure for 4's, 5's & K-

Jesus did many mighty miracles to show people who He was, didn't He? Who did the Apostle John say Jesus was? (Jesus is the Son of God.)

(Show the review JHN02ECGF2 picture of the wedding feast.) Let's remember some of the things Jesus did to prove that He was the powerful Son of God. (Let the children tell you that Jesus turned the water into wine (grape drink) at the wedding party.)

(Show the review JHN03ECGF2 picture of the royal official by his son's bed and the review JHN03ECGF3 picture of Jesus talking to a lame man.) Jesus proved that He was the Son of God by healing the royal officer's son and by healing the lame man.

(Show the review JHN04ECGF2 picture of Jesus feeding five thousand families.) Last week, we learned that Jesus fed five thousand families from five small loaves and two small fish. Only God could multiply food like that.

(Show the JHN05ECGF1 picture.) Jesus' brothers said to Jesus, "It is time to go to Jerusalem for the Feast of Tabernacles. You should do your miracles in Jerusalem where the religious leaders can see you, not way up here in Galilee. Put on a show for the world down there." Jesus' brothers didn't believe that Jesus was the Son of God sent from heaven. They didn't like the way He was doing things.

Jesus said to His brothers, "It is not the right time for me to go to Jerusalem. You go on ahead." Jesus' heavenly Father had a plan for Jesus on earth, and Jesus always obeyed His Father.

(Stick a GF15 picture of the temple at Jerusalem on the large wall map. "Walk" the JHN04ECGF15 small picture of Jesus' brothers from Galilee to Jerusalem.) Jesus knew that there were men in Jerusalem who wanted to hurt Him, so Jesus waited in Galilee until His brothers had gone to the Feast of Tabernacles. ("Walk" Jesus from Galilee to Jerusalem on the large wall map.) Then Jesus went quietly to Jerusalem so that the religious leaders would not notice Him so much.

The religious leaders were watching for Jesus to come to the Feast. They said, "Where is that man? We want to see if He does anything we don't like." They didn't believe that Jesus was the Son of God.

(Show the JHN05ECGF2 picture.) After Jesus was in Jerusalem for several days, He went to the temple courts and began to teach about God. The people who heard Jesus were amazed that He knew so much about the Bible and was such a good teacher. They said to each other, "How does Jesus know so much about God when He didn't go to rabbi school?" The people were wondering if Jesus was the Christ sent from God.

Jesus said to the people, "My teaching and knowledge come from My heavenly Father who sent Me to the world. I am the teacher sent from God." Jesus knew the truth and was teaching the true Word from God even though the religious leaders didn't like it.

Some of the people believed Jesus' words and received eternal life. They crossed from death to life. Some of the people did not believe Jesus' words. They said, "How can Jesus say He was sent from God when we know He came from Nazareth in Galilee. The Christ is supposed to come from Bethlehem, not from Galilee."

The religious leaders could have found out from the temple records that Jesus was born in Bethlehem, but they didn't want to believe. They were getting more angry at Jesus.

(Show the JHN05ECGF3 picture.) The religious leaders sent temple guards to arrest Jesus and put Him in jail.

The guards went to the temple courts on the last day of the Feast. They had their swords with them in case Jesus' disciples tried to fight them. The guards found Jesus and heard Him say, "I am only with you for a short time and then I will go back to My Father who sent Me. If anyone is thirsty, let Him come to Me. Whoever believes in Me, streams of living water will flow from within him."

The guards listened to Jesus. "This is no ordinary teacher," they thought. "He teaches with great authority and knowledge. Who is this man?"

(Show the JHN05ECGF4 picture.) The temple guards went back to the temple leaders. The leaders asked them, "Why didn't you arrest Jesus and put Him in jail?"

The guards said, "No one ever taught the way Jesus does."

The temple leaders were angry and said, "You mean you believe in Him? Don't you know that the Christ must come from Bethlehem?" They didn't want to believe that Jesus was the teacher sent from God.

Jesus continued teaching in the temple courts. He said to the people, "You are of this world, but I am not of this world. I came from heaven. When I go back to My Father, then you will know that I am the Son of God. Then you will know that I tell the truth. If you hold to My teachings, you will be My true disciples."

Some of the Jews became so angry at Jesus that they picked up stones to stone Him, but he slipped away from the temple. It was not yet time for Jesus to die on the cross, but it would be soon.

Each person listening to Jesus' words had to decide if they would believe. There were three kinds of people listening to Jesus. There were those who would not believe in Jesus when they heard that He was sent from God. (Show the JHN05ECGF4 picture of the religious leaders.)

There were those who weren't sure if Jesus was the teacher sent from God. (Point to the temple guards or show review JHN02ECGF4 picture of Nicodemus, who was one of the religious leaders.) If they were to cross from death to life, they would have to believe Jesus' words that God had sent Him.

Then there were the people who did believe. Their hearts were full of joy that the Savior had come to the world. They were sorry for their sins and wanted to be right with God. They wanted to live with Jesus in heaven forever.

Do you want to believe in Jesus? (Teachers, pray that the Holy Spirit will move in young children's hearts. Be careful not to oversimplify the salvation process by asking all the children to raise their hands and then telling them that they have eternal life if they raised their hands. Work with the parents if you detect a willing spirit in a child.)

Prayer: Dear God, thank You for sending Your Son, Jesus. He is the true teacher sent from You. Thank You for giving us eternal life when we believe in Him. In Jesus' name, Amen.



Look:



Snack: Serve the children bread, crackers, and water today. Talk about how last week, we learned that Jesus called Himself the "living bread" who gives eternal life that never ends. This week, Jesus called Himself the "living water" that satisfies and fills us up with eternal life. Sing verses four and five of the theme song "Jesus Is." Add another verse, "Living water satisfies; fills us up and never dies," along with the last three lines of the song verse.



Snack Prayer: This prayer can be said in unison after being taught to the class.

Thank you, God,
For our food today.
Bless us as we pray. Amen

Aim Questions: Before class, tape the questions under the classroom chairs. After the Bible Adventure, have each child look under his own chair, and after all the questions are found, ask for them in order.

Jesus Is the Teacher Sent from God: (JHN05ECGF5) Let the children color their GF5 pictures of Jesus teaching the children. Add fabric swatches on their clothes and yarn for hair. Give each child a Bible sticker to put on his page. Talk about Jesus being the teacher sent from God. Review the Bible Adventure story and sing songs from the Song section as the children work.

"Not Time to Go Yet!" Using a clock and a buzzer, let children take turns throwing soft balls (or newspaper wadded up and tied into a piece of nylon stocking) into a basket. Give each child one minute. Discuss that it isn't time for the next child until the buzzer goes off. Jesus was asked to go to Jerusalem but He said, "No," and waited until it was time for Him to go. God told Jesus when to go to Jerusalem.

"God is Love" Finger Play:

God loves daddies, *(Point to your thumb.)*
God loves mommies, *(Point to your index finger.)*
God loves sisters, *(Point to your long finger.)*
And God loves brothers. *(Point to your ring finger.)*
Jesus came *(Point up.)*
From heaven above
To tell us all *(Open your arms wide.)*
That God is love.

Soldiers Marching: Have the class stand up and find a person to stand shoulder to shoulder with while facing the same direction. As soon as each child is standing shoulder to shoulder with someone, have them hook inside elbows with their partners (the teacher demonstrates). Pretend to be the soldiers that went to the temple to arrest Jesus. Provide some marching music and have the class march two by two to the open spaces in the room. Encourage them to lift their knees at the same time and swing their outside arms together. Be careful not to lose your partner!

Marching Songs and Rhythm Sticks: Instruct the children how to use the sticks, only letting the children hit one stick against the other when yours do. Practice rhythm using the children's names. Practice the words of the songs before marching and hitting the sticks together.

④ **Matching Game Page: (JHN05ECGF7 and JHN05ECGF8)** When Jesus spoke to the people, some people listened and believed. Some people would not believe Him, and some people had not made up their minds. Let the children color the GF7 faces and talk about what the facial expressions mean. Let the children cut out the "yes, no, ?" page, matching the words in the GF8 circles to the appropriate GF8 facial expressions. Circle the faces that show who will live forever with Jesus.

④ **You Be the Teacher:** Select a child to be the teacher who comes up and sits by a white board and marker. Let the child teach the class about his family while he draws them on the board. (You might have to help with this.) Jesus was the best teacher who taught people that He was God's Son.

④ **Teacher Verse Review:** Teach the children the memory verse using a white board and marker, going over the words as you write and point to them.

④ **Musical Review:** Place John review pictures along one wall of the room. Line up one half of the chairs about three feet in front of the wall. Place the other half of the chairs with their backs to the backs of the first row of chairs. When the music stops and the children stop marching around in front of the chairs, ask the child in front of picture number one, two, three, etc., to tell you what it is about. The game ends when all the pictures have been reviewed.

④ **Visit the Church Service:** Say to the children, "Jesus is God's teacher for us and His words are in the Bible. Our pastors teach God's words from the Bible. While we quietly stand in the back of the church service (for just a few minutes), listen carefully, and try to remember one thing that the pastor is telling us about the Bible. We can share this when we get back to the room."

- ④ **“Teacher May I?” Game:** One child is chosen to be the teacher and stands about fifty feet away from the other children who are standing in a row facing him/her. The teacher says, “Tommy, you may take three giant steps (or five baby steps).” Tommy must say, “Teacher, may I?” The first child who gets close enough to tag the teacher is the next teacher. If a child takes a step without asking “Teacher may I?”, he loses the turn and must remain in the same place until his next turn

Songs:

- Jesus Teaches** (tune: “The Ants Go Marching One by One”)
Jesus teaches us God’s Word,
He is, God’s Son.
Jesus teaches us God’s Word,
He is, God’s Son.
Our teacher is Jesus, the Son of God,
We listen to Him for He came from above.
And we all go marching on to be like Je-e-su-us.

- God’s People Hear** (tune: “The Saints Go Marching In”)
Oh, when God’s peo-ple hear Him teach.
Oh, when God’s people hear Him teach.
The-ey listen and they love.
They obey their God above.

- I Have Decided to Follow Jesus**
I have decided to follow Jesus.
I have decided to follow Jesus.
I have decided to follow Jesus.
No turning back; no turning back.

- “Jesus Is” Theme Song** (tune: “Here Comes Peter Cottontail”)
Jesus is the Son of God; He has come from up above.
God has sent His one and only Son.
If we will believe in Him, if we love and follow Him,
He will give us everlasting life.

(Verse five)

Jesus is the truth of God sent from heaven up above.

(Repeat the last three lines from the first verse.)



Took:

- “Thank You” Poster:** Let the children make a “thank you” poster for one of the church pastors on a large sheet of butcher paper. Have pupils glue on letters for the words, “Thank you, pastor, for telling us about Jesus.” Let the children color pictures and glue them to the paper, or draw pictures on the butcher paper. If your class made the “Jesus Teaches at the Temple” church outline during Hook time, the words could be added to that paper. Save the paper and invite a pastor to class the following week so the class can present its “thank you” gift in person.

- “I Want Big Ears” Activity Page: (JHN05ECGF9 and JHN05ECGF10)** Have the children color their GF9 pictures. Give each child a set of GF10 ears to color, cut out, and tape onto their GF9 pages, along each side of the face so that they stick out to hear well.

- “Living with Jesus Forever” Sticker Page: (JHN05ECGF11, JHN05ECGF12, and JHN05ECGF13)** Color the children holding their banners. Draw ears on the listening faces and add a heart sticker to each child. Add yarn for hair to match their own! Make stickers for the children to add to their GF11 pages by copying the GF12 page onto 1” x 2 5/8” labels, and the GF13 page onto

3 1/3" x 4" labels. The larger GF13 stickers can be taped over one of the banners. Review the memory verses as the children complete their sticker pages.

Preschool Page for Parents: (JHN05ECPPP) Send a page home with each child, encouraging parents to take advantage of the reinforcement of Bible truths that can happen at home. Spend a few minutes before the children go home creatively reviewing the song and memory verse.

“Jesus Is the Truth” Activity Page: (JHN05ECGF14, JHN05ECGF15, JHN05ECGF12, and JHN05ECGF13) Cut out the GF14 world and glue it to the middle of a colored page of construction paper. Cut a two-inch slit through both thicknesses on the left and right edges of the world so that a 1 1/2" x 24" strip of construction paper can be inserted through the slits. Glue or tape the GF15 words onto the center of the 24-inch strip of construction paper. Then insert this strip through the slits on the sides of the world. Tape or staple the ends of the strip together in the back of the page so that the strip can slide from the front to the back of the page. Let the children add their own GF12 and GF13 stickers to their world craft page. Make stickers for the children by copying the GF12 page onto 1" x 2 5/8" labels, and the GF13 page onto 3 1/3" x 4" labels. Review the memory verses as the children work.




Jesus' brothers did not yet believe that He was the Son of God.



JHN05ECGF2

People listened as Jesus taught God's words at the temple in Jerusalem.




JHN05ECGF3

The temple guards listened to Jesus teach the words sent from God.




JHN05EQGF4

The religious leaders were angry that the temple guards did not put Jesus in jail.



Jesus is the Teacher sent from God.

Jesus spoke people listened!



☹️ Some refused to believe (NO!) 😐 Some said "Maybe" (?) 😊 Some believed! (yes)

No

No

Yes

No

No

?

Yes

Yes

?

Yes

?


Yes

?

?

?

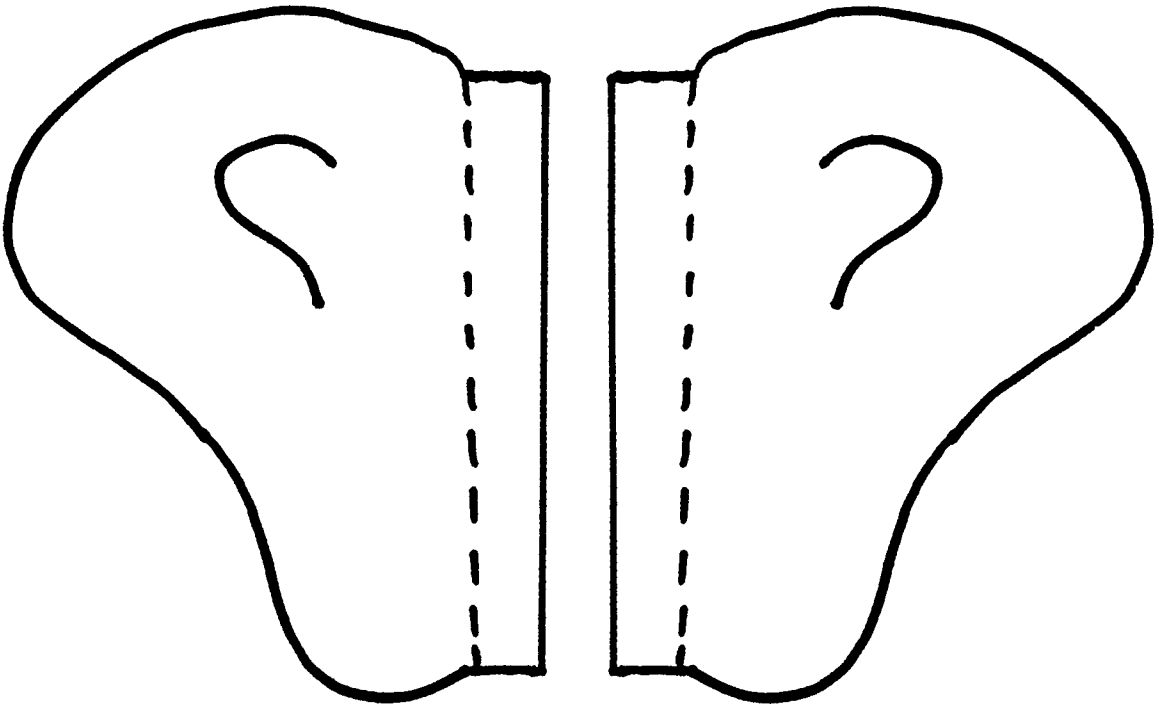
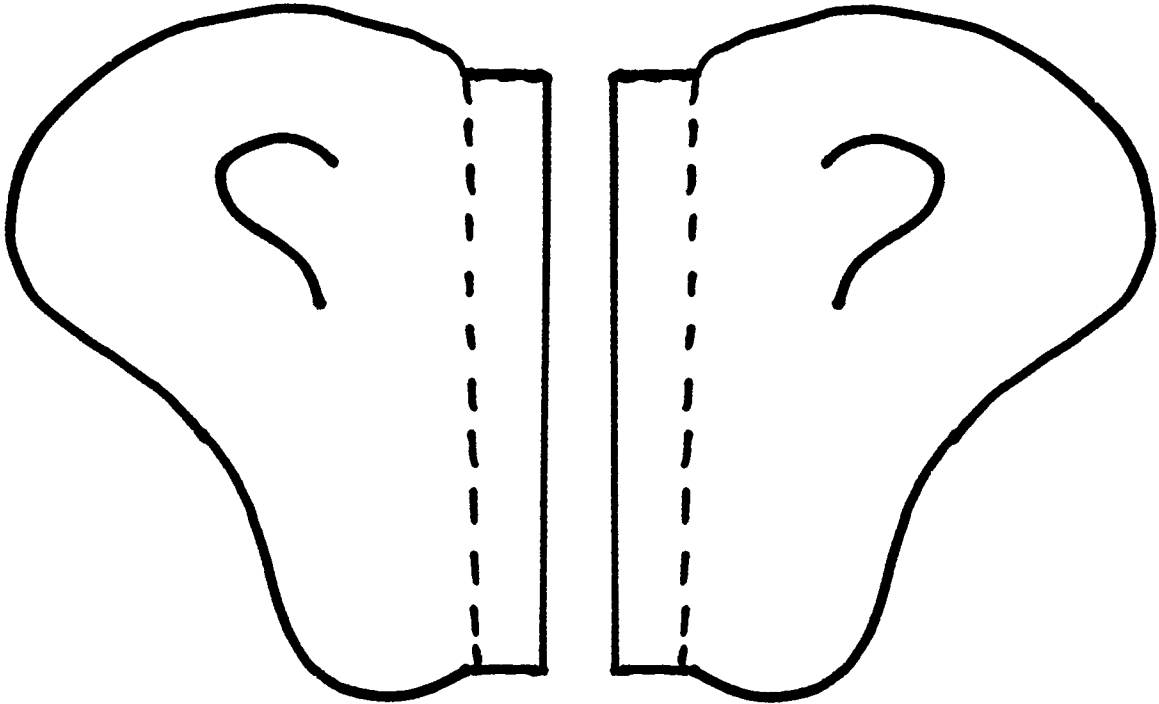
I want big ears to listen to God's Word.




I tell you the truth, whoever hears My word and believes Him who sent Me has eternal life and will not be condemned; he has crossed over from death to life. John 5:24

I Want Big Ears

Cut out two ears per child. Fold along the dotted lines.
Fold the flaps back and tape one on each side of the GF9 person.



*What must we do
to live with Jesus in heaven forever?*





I tell you the truth, whoever hears My word and believes Him who sent Me has eternal life and will not be condemned; he has crossed over from death to life. John 5:24



I tell you the truth, whoever hears My word and believes Him who sent Me has eternal life and will not be condemned; he has crossed over from death to life. John 5:24



I tell you the truth, whoever hears My word and believes Him who sent Me has eternal life and will not be condemned; he has crossed over from death to life. John 5:24



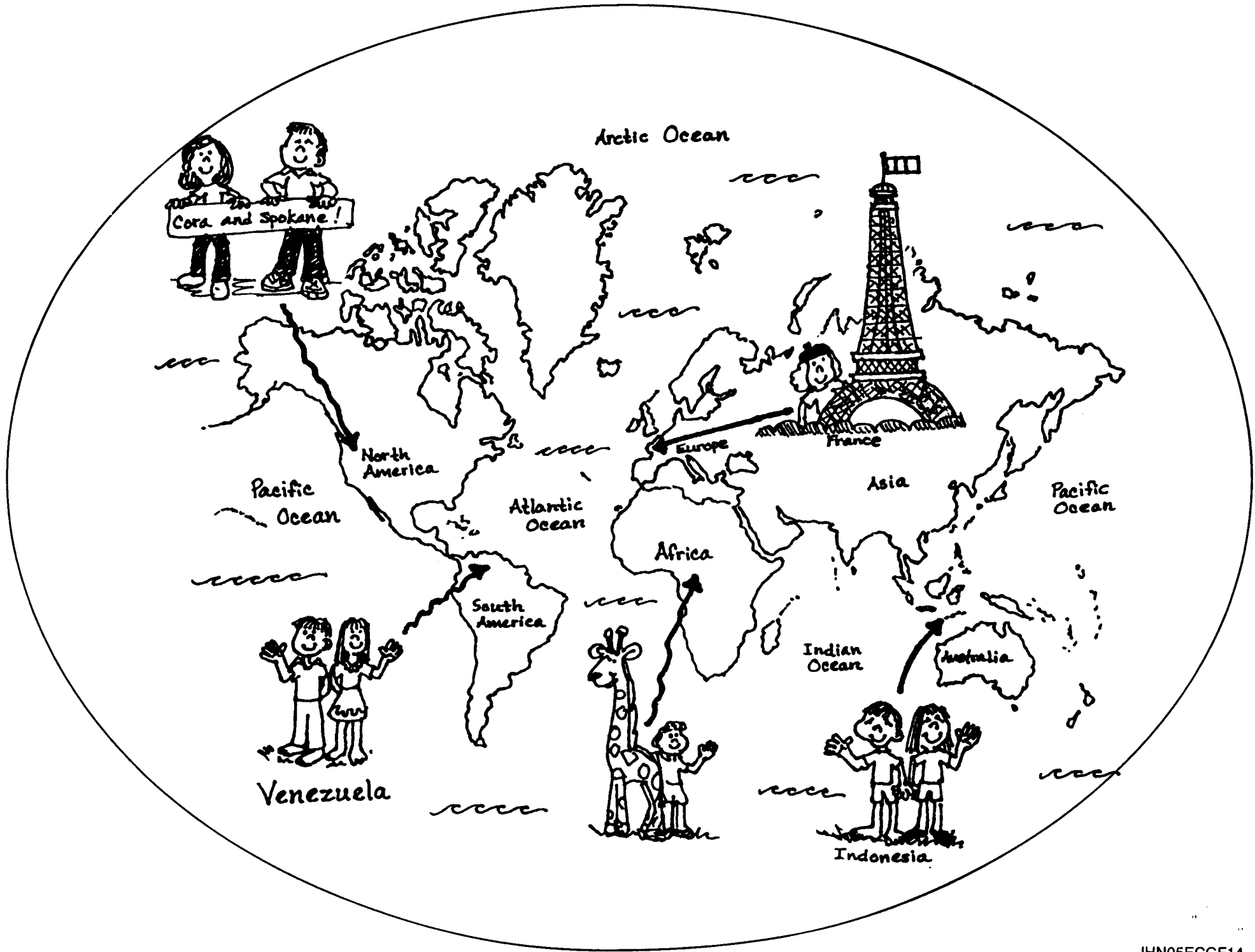
I tell you the truth, whoever hears My word and believes Him who sent Me has eternal life and will not be condemned; he has crossed over from death to life. John 5:24



I tell you the truth, whoever hears My word and believes Him who sent Me has eternal life and will not be condemned; he has crossed over from death to life. John 5:24



I tell you the truth, whoever hears My word and believes Him who sent Me has eternal life and will not be condemned; he has crossed over from death to life. John 5:24



"Jesus Is the Truth" Activity Page

Cut the words below into strips and glue each to the center of a 1 1/2" x 24" strip of colored construction paper. Use the strips with the JHN05ECGF15 world.

Jesus is the truth sent from God.

Jesus is the truth sent from God.

Jesus is the truth sent from God.

Jesus is the truth sent from God.


Jesus is the truth sent from God.

Jesus is the truth sent from God.

PPP

Preschool Page for Parents
Extended Bible School Training in the Home

December 5, 1999
John Chapters 7-8



Temple at Jerusalem

This is what I learned today!

Jesus continued to perform miracles in front of His disciples and for the people who came to listen to Him teach. The people who heard Jesus were amazed that He knew so much about God's Word and spoke with such authority. Jesus knew the truth and was teaching the true Word from God even though the Jewish religious leaders didn't like it. Every person who listened to Jesus' words had to decide if they would believe that Jesus was the Son of God. We have the same decision to make today.


Today's Memory Verses:

(2's & 3's) For God so loved the world that He gave His one and only Son, that whoever believes in Him shall not perish but have eternal life.

John 3:16

(4's & 5's) I tell you the truth, whoever hears My Word and believes Him who sent Me has eternal life and will not be condemned; he has crossed over from death to life. John 5:24

Thank You Card



Help your children make a "thank you" card or poster on a piece of paper for one of the church pastors, Bible School teachers, or missionaries. Have the children write words or draw pictures expressing their (and your) gratitude for their diligent teaching of God's true words in the Bible. Mail your "thank you" card to the church office, or give it to the teacher next Sunday.

Pray each day for your pastors, teachers, and missionaries to teach the Bible accurately and clearly.

"Jesus Is," Theme Song

(tune: "Here Comes Peter Cottontail")

Jesus is the Son of God; He has come from up above.
God has sent His one and only Son.

If we will believe in Him, if we love and follow Him,
He will give us everlasting life.

(Verse five)

Jesus is the truth of God sent from heaven up above.
(Repeat the last three lines from the first verse.)



JHN05ECPPP

Jesus taught God's true words in the temple courts at Jerusalem.