

**Materials I Need:**

**Legend:**



= Option 1, Appropriate for 1<sup>st</sup> – 2<sup>nd</sup> Grade

= Option 2, Appropriate for 3<sup>rd</sup> – 6<sup>th</sup> Grade

**Memory Work:**

**“I am the bread of life. He who comes to Me will never go hungry, and he who believes in Me will never be thirsty.” (John 6:35)**

**Aim Questions:**

1. Why did Jesus ask Philip to feed the crowds?
2. What miracle did Jesus perform with the 5,000?
3. What happened to the disciples as they tried to row across the Sea of Galilee?
4. What did Jesus do when He saw them struggling?
5. Why did the people really want to follow Jesus?
6. What should be the real reason for coming to Him?

**Hook:**



**Bible Bread (Object Lesson).** Bake a loaf of bread with a small Bible inside of it (you may need to experiment with this beforehand). Bake another loaf of bread with different objects inside that would represent the world (i.e., MatchBox car, coins, little boat, etc...). Bring both loaves into the class and talk about today's Bible lesson where Jesus calls Himself "the bread of life." Ask the students what they think Jesus meant.

**Debrief:** In today's Bible lesson, Jesus calls Himself "the bread of life." Just as we need physical bread and water to live physically, so too, we must have Jesus as our spiritual "bread and water" to live spiritually.



**How Hungry Are You? (Discussion).** Ask the students how they feel when they get really hungry. Ask them what kinds of foods they like to eat when they get this way. Ask them, "What would you be willing to do or to give for that food if you are starving to death?" Then ask them, "What would you be willing to do or give if you are spiritually starving to death?"

**Debrief:** In today's Bible lesson, we're going to find out the difference between physical hunger and spiritual hunger. Spiritual hunger is a heart condition that causes us to to trust and obey God no matter what. When we're spiritually hungry for God, we will give up anything in order to have Him fill our "spiritual stomachs" with His joy and His peace.



**Looks Can Be Deceiving (Demonstration/Object Lesson).** Pretend to make up the batter for 2 different batches of cookies. Cover normal ingredients (sugar, flour, salt, baking soda, etc.) with signs of "ingredients for life." Cover the ingredients for one batch of cookies with the names of the "fruit of the spirit" (Gal. 5:22-23). Cover the ingredients to make the second batch with things of the world (possessions, money, fame, success, prestige, recognition, etc.). Mix up the dough as you talk about priorities in our lives, and how the ways of the

world may look good to us, however, in reality, they are not as sweet as they look. Bring out two separate batches of cookies (baked prior to coming to class) and allow the kids to taste a cookies from each batch. The cookies made with the "goodness of God" taste sweet and yummy. The batch of cookies made with ingredients from the world, although they look very good on the outside, they taste bitter (use salt instead of sugar when you make the dough). This morning's Bible Adventure will show how the people were looking for an immediate solution to their troubles. Jesus explained that they were focused on the things that would never satisfy their spiritual hunger. They would always be left with an emptiness. We will hear this morning how our spiritual hunger can be satisfied.

**Bring in a bread machine (Object Lesson).** The smell of baking bread will not only peak the interest of the students as they arrive at class, it will perk up their taste buds too. The bread in the machine can be used for the snack time, or as a catalyst to talk about physical vs. spiritual hunger.

**Walk on Water Game (Game).** John 6:15-21 **This game can be developed for either a board game or full room version.**

Set up: Copy two **JHN04.GF1** that can be made into large dice. You can use real dice for the board game version.

Full room version: Object of the game is to get all the children on the team across the water to the other side before the other team. Have the children line up as two teams against one wall in the classroom. Each child rolls the dice and takes as many steps as the dice indicates. Alternate turns in order until all have reached the other side. If they roll the picture of Jesus they immediately advance to the other side of the room.

**Board game version (6-8 players maximum):** Use game board found on **JHN04.GF1 Pg.2**. Each child in turn rolls the dice and advances the appropriate squares until all have crossed over the Sea of Galilee. As in the full room version, if a child rolls the picture of Jesus they immediately advance across the Sea to the finish.

**Walk on Water (Activity).** Jesus did it see if, you can too! Bring a small child's wading pool or Rubbermaid bin that is large enough to hold about 2-3 inches of water. 8x8 tarp to keep the carpet from getting wet. Remember to bring enough towels to us on the children's feet. Challenge the children to be able to walk on water like Jesus did without touching the bottom. Have the remaining children blow on the water to create a great storm on the water. You could also use a fan or have some of the children splash the water to make waves.

**Impossible Task (Object Lesson).** There are a number of events in this passage that are impossible for any man to do. Here are a couple of ideas that illustrate this point.

-Give a couple of students five communion crackers and a couple of goldfish crackers. See if anyone can break them and give every body enough to eat.

-Fill a kiddie pool or large Rubbermaid bin with water. Have a few kids take off their shoes and socks and see if they can walk on water.

When you are done with the impossible tasks, discuss how only Jesus can make something out of nothing, or manipulate the surface of water.

**Dried Bread Hanger (Craft).** Teacher will need 2 loaves of bread per class, ribbon, shellac, paint brushes, glue and cut out **JHN04.GF2**. Each child will get a piece of bread, ribbon, and Scripture verse. The child will glue the ribbon on the top of the bread as a hanger. Take the memory verse and glue it to the center of the bread. With a paintbrush, cover the entire piece of bread thoroughly with shellac. Set aside to dry. Review memory verse "Jesus is the Life-Giving Bread".

**Feeding the 5,000 Food Chain (Activity).** 🐟 Using a piece of yarn cut and connect the 12 baskets, the 2 fish, and 5 small loaves of bread, provided on **JHN04.GF3**. As the children assemble the chain, review the aim questions and scripture verse of Jesus feeding the 5000. Review the story of Christ giving "thanks" to God for the food and provisions. Remind the children to always "Thank God" for the food they eat.

**I AM (Crossword).** How would you describe yourself? You might say: "I am 7 years old," or "I am

a girl or boy," or "I am a good cook or ball player," or "I am tall or short" or "I am bold or shy." All of these I am's would describe part of who you are. If we looked at only one of the I AM's we should see only a small part of what you look like. God shows us what He is like through His Son, Jesus Christ. Find the 7 well known "I AM" statements Jesus made concerning Himself in John's Gospel, **JHN04.GF4**.



**Find the Missing Words (Puzzle).** Use this puzzle to help the kids learn this week's memory verse (John 6:35), **JHN03.GF5**.

---



### **Book:**



**Jesus Feeds the Five Thousand (Illustration).** Use this coloring page to help you with today's Bible Adventure, John 6:1-15, **JHN04.GF6**.



**Jesus Walks on the Water (Illustration).** Use this coloring page to help you with today's Bible Adventure, John 6:16-24, **JHN04.GF7**.



**Some Disciples Desert Jesus (Illustration).** Use this coloring page to help you with today's Bible Adventure, John 6:60-71, **JHN04.GF8**.

### **Presentation Ideas –**



**Puppet Show (Puppet Show).** Have a puppet show performed for today's adventure. Contact Matt Bertholic.



**Sea of Galilee Simulation (Visual Aid).** Bring in a large pan of water, a toy boat with small figurines inside, and another figurine representing Jesus. Have the children sit around the pan of water and have them make the sounds of crashing waves and thunder. As you tell the story, use the different objects to simulate what occurred on that night on the Sea of Galilee. You can even ask the children for help to make waves and to blow wind.



**Bread of Life (Object Lesson).** The two loaves of bread that were used in the Hook time can be used for your Bible presentation. As you tell the story of Jesus as "the bread of life," begin slicing the Bible Bread and bring out the Bible that is inside.

Here is the connection:

Jesus is the "bread of life" because it's His Word that gives us eternal life. The crowds that day refused to believe in Him that day wanted Jesus to perform more miracles. But when we believe and trust in His Word, that is what will give us eternal life. When God's Word is in us and we desire to obey it, we will know what Jesus meant when He said, "I am the bread of life; he who comes to Me shall never hunger again."

Now bring out the other loaf with the worldly things inside. As you slice the bread and bring out the different objects, here is the connection you can make:

Now this loaf of bread has all sorts of things that the people really wanted. They wanted these different things for selfish reasons. They didn't want to obey God's Word and receive the true "bread of life" from heaven. And as a result, they did not receive eternal life because they sought after the "bread of the world."

### **Bible Adventure –**

Jesus had been spending a lot of time healing sick people and teaching the many who came to listen to Him. Jesus knew that many people followed Him because of these signs that He did. It was time for Him to see who really believed in Him and who did not. Jesus tested both His disciples and those that followed Him around Galilee.

Some time after Jesus had been in Jerusalem He went back to Galilee. One day He went to the other side of the Sea of Galilee and thousands and thousands of people followed Him. They followed Him

because He had healed many sick people. Jesus wanted to test His disciples' faith. He said to Philip, "Where are we going to get bread for these people to eat?" Philip answered and said, "it would cost 200 days wages to feed all these people." Andrew who was listening looked around and saw a boy with five loaves and two fish. They were both forgetting who was with them. They had seen Jesus perform many miracles yet forgot at that moment that Jesus himself could find a way to solve the problem.

Jesus had the people sit down in groups of 50. He took the five loaves and two fish and gave thanks to God. Then He did something amazing. He began to break the bread into pieces and had the disciples hand it out to the people. Out of five loaves and two fish, Jesus made enough to feed over 5000 men. There were even twelve large baskets of food left over.

When the people saw what Jesus did, they thought He was the Prophet Moses had promised. They wanted to make Him their King. Jesus did not want to be that kind of king yet and slipped away up to a mountain. He ordered His disciples to take the boat back across the water without him. Later that night the wind came up and the Sea of Galilee became very rough. Jesus did another amazing thing. He came down from the mountain and walked across the wavy water to their boat. When the disciples saw Him they thought He was a ghost. He said, "don't be afraid. It's me." The disciples let him in and immediately they were at the place to land the boat. Jesus showed His disciples what great power He had to be able to walk on stormy water.

The next day the people who Jesus fed realized that Jesus had left and they went to Capernaum on their boats. When they found Him they hope to get another free meal. Jesus challenged them to "work for the food which endures to eternal life." They thought He meant for them to make the bread appear. He said that they should do God's works by first believing in the one who God sent. The people answered and said, "Show us a sign. Make more bread for us like Moses did for Israel in the wilderness." Jesus said, "Don't ask for bread that you eat and need more of. All the people who ate that bread still died. I am the bread of life. If you eat from me you will never die." The people said, "Give us this bread." Jesus answered and said, "I have offered it but you will not believe me or the Father who sent me. If you do believe Me then the Father has helped you believe me." Jesus taught them that if they believe that Jesus came from God and follows His words they have eaten the bread of life. That bread gives eternal life.

Jesus went on to say that those who followed him and want eternal life must believe in his coming death. His disciples did not like that news. They like the people wanted a king to rule their country. They wanted someone to help them get what they want on earth. Jesus wanted to help them get what they need for eternity. Even though many of them saw the miracles and knew he was the Messiah, they turned away from Him. Only Peter and the other 11 stayed and followed Jesus.

Jesus wants us to believe in what He says and what He has done. All people who believe in His death and resurrection and follow Him have eaten the bread of eternal life. Jesus gave us more proof that He was God and we should believe what He said. If you are hungry for food that doesn't last remember the one who can make you full forever.




### Look:




**Bible Verse Biscuit (Snack).** (To be baked the night before class.) Using a permanent marker write out, "I am the bread of Life..."(John 6:35), on the smooth side of 1 ½x 4" pieces of parchment paper. Fold into thirds (ink side in). Buy or make your own crescent roll dough. Instead of rolling from the wide end to the point, place the folded parchment at the tip and roll from the point to the wide end. Tuck corners under and bake with seam side down. The children will find the Bible verse inside of their Bread snack. During the snack time discuss what Jesus meant when He said, "I am the Bread of Life"




**Other Suggestions (Snack).** Goldfish crackers, smoked salmon on crackers, sardines, dinner rolls served from a basket, fish sticks.

 **Jesus Satisfies (Discussion).** Everybody is born with a need for food, our bodies must have it. Without it they will die. God designed our bodies to tell us when they need food. Our stomach growls, feels empty, aches, etc. Shelter satisfies the need for warmth, rest satisfies fatigue, water satisfies thirst, but only food satisfies hunger. This is physical hunger. Not only is each of us born with physical hunger that needs to be satisfied, we are born with a spiritual hunger which needs to be satisfied as well. Spiritual hunger is a restlessness in each of us that can only be satisfied by having Christ as Lord of our life. Spiritual hunger can only be satisfied by Christ. Those who look to fill the hunger for Christ with other things (possessions, relations with other people, toys, etc.) will not be satisfied. They will struggle with fear, anger, guilt, pride, boredom, frustration, loneliness, discontentment, greed, jealousy, etc...

 **Creation Verses (Craft/Activity).** Read John 6:16-21. Bring in selected pictures and scenes from National Geographic, calendars, posters, photographs, etc. Have the following verses printed out so they can make an art piece to frame or mount with verse on it. Or have them write them out neatly on a piece of paper:

Psalms 19:1, Matthew 6:26, Luke 8:24-25, Matthew 11:4-5


Discuss with the children the various ways that Jesus shows his power in and over creation. Talk about the response people should have as a result of Jesus great power.


 **Passage Review Questions (Worksheet).** This booklet contains many questions from the scripture passage covered in today's lesson. Students may work on them in class and complete them during the week at home, **JHN04.GF9**.


---




### **Took:**

 **Examine Your Priorities (Worksheet).** Using **1JHN04.GF10** discuss the differences between what we have here on earth to what we will have in heaven. List out what we will have in both instances. Look up the verses on the bottom of the page, as a group, and discuss their meanings. What can we learn from God's Word on the subject? Encourage the students to write a sentence or two on what they think God is trying to tell them in these passages.

 **Steps to Spiritual Satisfaction (Craft).** Copy **JHN04.GF11** onto any colored card stock. Use **Pg.1** as a template to cut out the steps, glue the words from **Pg.2** onto the outside of the steps and into the middle. Make this into a card that you can share with a non-believing friend.

 **Never Be Hungry Again (Craft).** Copy **JHN04.GF12** onto card stock, **Pg.1** and **Pg.2** onto white cardstock and **Pg.3** onto brown cardstock. Use **Pg.2** and **3** as a template to cut out slices of bread. Glue the words from **Pg.1** onto either side of the white slice, then glue the white slices to both sides of the brown slice. Tie string around the top of your piece of bread to hang from a doorknob or on your window, or make this into a card that you can share with a non-believing friend.

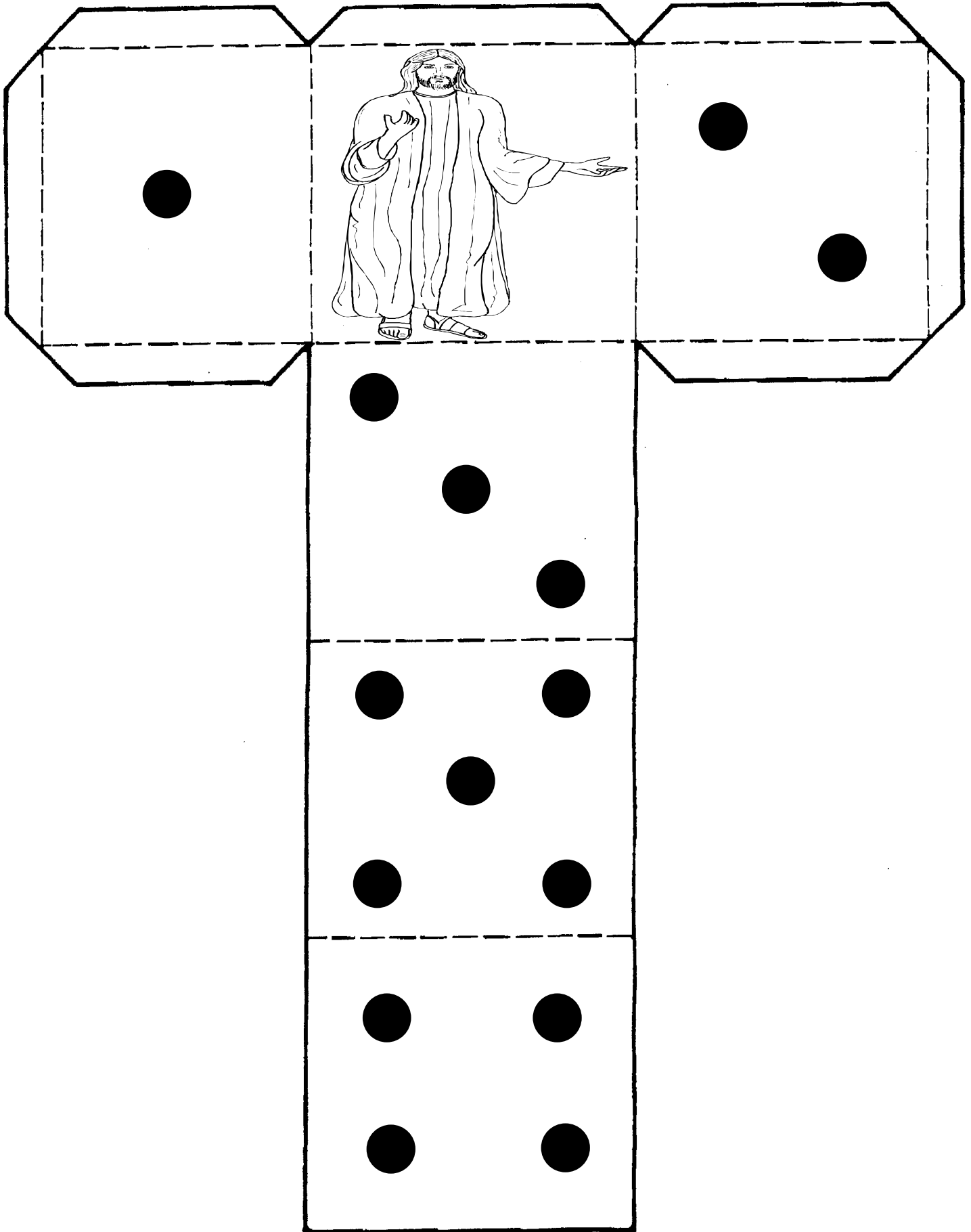
 **Share the Bread (Discussion).** 1) Act out for or tell the children this story: There's a man who has a huge storehouse of bread. No matter how much he eats he always has plenty more. He always carries loaves of bread with him so that there's never a chance for him to get hungry and not have bread to eat. He lives in a city where most of the people are starving. They have no bread to eat. One day while walking through the park eating his bread, a little boy comments to the man about how miserable being hungry is, that he's starving and he does not have any bread to satisfy this hunger. The man feels so sad seeing this that he takes pity on the boy and determines to help him. The man finishes eating his fill of bread and then consoles the boy by telling him happy stories, joking with him, patting him on the back, and playing games with him. Then before leaving the boy,

he shakes his hand, wishes him all the best and gives him the phone number of the local soup kitchen. As he left the boy the man thought about all the starving people in his city. He smiled. He felt great knowing that he had taken the time to do all that he could for at least one of the many starving people he met that day.


2) Ask the children what they thought of the story. Did it make sense? Was this man truly helpful to this boy? What should the man have done? What do those of us with the Bread of Life (Jesus) do with our Bread? Do we offer those we meet good things and yet not the one thing that they truly need? Do we keep the Bread of Life to ourselves or do we share Him with the many starving people we meet each day? Challenge the children to share the Bread of Life with others. One result of Trusting and following Christ is the desire to share what you have with others. The point of today's lesson is that Jesus is the satisfying bread of life. Discuss with your class how they can share with their friends that Jesus is satisfying bread of life. In other words how can we share that Jesus is the only one who can satisfy us with people.



**If you have the bread (*Discussion*).** One result of Trusting and following Christ is the desire to share what you have with others. The point of today's lesson is that Jesus is the satisfying bread of life. Discuss with your class how they can share with their friends that Jesus is the satisfying bread of life. How would you treat someone who was starving for food or water? What if you had all the resources they needed in order for them to live physically? Would you be willing to give them those resources? Did you know that those who do not know about God are "starving" spiritually? And God has given us the "bread of life" in His Son, Jesus Christ, so that we might be able to share Him with those who need Him. What are some ways that you could share Jesus, the "bread of life" with those who are spiritually starving?



# FINISH



**“I AM  
the Bread of Life”  
John 6:35**

**“I AM  
the Bread of Life”  
John 6:35**

**“I AM  
the Bread of Life”  
John 6:35**

**“I AM  
the Bread of Life”  
John 6:35**













**“I AM  
the Bread of Life”  
John 6:35**

**“I AM  
the Bread of Life”  
John 6:35**

**“I AM  
the Bread of Life”  
John 6:35**


**“I AM  
the Bread of Life”  
John 6:35**

# Feeding the 5,000 Food Chain



# I AM

How would you describe yourself? You might say I am 7 years old, or I am a girl or a boy, or I am a good cook or ball player, or I am tall or short, or I am bold or shy. All of these I am's would describe part of who you are. If we looked at only one of the I am's we would see only a small part of what you are like. God shows us what He is like through His Son Jesus Christ. Find the 7 well known I AM statements Jesus made concerning Himself in John's Gospel. by solving the crossword puzzle.



## Across

2. Pilate said, "What is \_\_\_\_\_ ?  
John 18:38.
3. A wooly animal that eats grass.
7. To be raised from the dead.
9. A direction you travel. He went that \_\_\_\_.
10. This gets rid of darkness.
12. If you honor your father and mother you  
are promised a long one of these.  
Ephesians 6:3

## Down

1. Takes care of sheep.
4. Grapes grow on this?
5. It is very good just out of the oven.
6. The globe we live on.
8. The opposite of false.
11. An opening in a fence that swings.

## Jesus said I AM:

1. The (5)\_\_\_\_\_ of (12) \_\_\_\_\_. John 6:35
2. The (10)\_\_\_\_\_ of the (6)\_\_\_\_\_. John 8:12
3. The (11)\_\_\_\_\_ of the (3)\_\_\_\_\_. John 10:7
4. The good (1)\_\_\_\_\_.
5. The (7)\_\_\_\_\_ and the (12)\_\_\_\_\_. John 11:12
6. The (9)\_\_\_\_\_, the (2)\_\_\_\_\_ and the (12)\_\_\_\_\_. John 14:6
7. The (8)\_\_\_\_\_ (4)\_\_\_\_\_. John 15:1

# FIND THE MISSING WORDS.

USE THE ALPHABET KEY BELOW TO FIND THE WORDS.

WRITE THE LETTERS UNDER THE SYMBOLS.

YOU CAN DO IT.














I am the      of    ,

he who      to me














will never go      ,

and he who         in me

will never be        

**A** =   
**B** =   
**C** =   
**D** =   
**E** =   
**F** =   
**G** =   
**H** =   
**I** =   
**J** =   
**K** =   
**L** =   
**M** = 


JOHN 6:35

**N** =   
**O** =   
**P** =   
**Q** =   
**R** =   
**S** =   
**T** =   
**U** =   
**V** =   
**W** =   
**X** =   
**Y** =   
**Z** = 


# Jesus Feeds the Five Thousand



# Jesus Walks on The Water



# Some Disciples Desert Jesus



## Passage Review Questions

### John Chapter 6

1. When Jesus crossed to the far shore of the Sea of Galilee who followed him and why? 6:2
2. Where did Jesus go and sit with his disciples? 6:3
3. What did Andrew bring to Jesus? 6:9
4. How many people were there? 6:10b
5. What did Jesus do to the loaves and fish? 6:11
6. How many baskets were filled with leftover food? 6:13
7. Where did Jesus' disciples go in the evening? 6:16
8. What happened while they were on the lake? 6:18

9. What terrified them? 6:19
  
10. What did Jesus say to His disciples? 6:20
  
11. What happened next? 6:21
  
12. Why was there a large crowd of people following Jesus the next day? 6:22-26
  
13. What did the crowd ask Jesus to do so that they could believe? 6:30
  
14. Who is the bread of God? 6:33
  
15. Did the crowd want this bread? 6:34-35
  
16. What did Jesus tell these people in witnessing to them? 6:37-40

17. What did the Jews start to do and why? 6:41
  
18. Who is Christ? 6:48-51
  
19. What did the Jesus start to do with Jesus' words? 6:52
  
20. What is it that we as Christians participate in that was commanded by Christ? This word starts with a C and is 9 letters long, and was also called the Lord's Supper?  
C\_\_\_\_\_.
  
21. Where did Christ command us to participate in this?
  
22. What did many of Jesus' disciples do in 6:66?