

Materials I Need:

Legend:



= Option 1, Appropriate for 1st – 2nd Grade

= Option 2, Appropriate for 3rd – 6th Grade

Memory Work:

“I tell you the truth, whoever hears my word and believes him who sent me has eternal life and will not be condemned; he has crossed over from death to life.” (John 5:24)

Aim Questions:

1. What was so unusual about Jesus sharing with the woman at the well?
2. What did the Samaritan woman think “living water” was? What did Jesus mean when He used those words?
3. What happened as a result of this meeting with the Samaritan woman?
4. Explain the story of the healing of the nobleman’s son.
5. Explain the story of the healing of the paralytic.



Hook:



Different People, Different gods (*Discussion*). Do you know that in our world today, there are many different nations who worship many different gods? Can you name a people and the false idol or god they worship? Here are some examples:

- ◆ India: The false religion of Hinduism worships numerous gods in various forms such as animals and insects.
- ◆ Arab Nations: The false religion of Islam worships a false god named Allah.
- ◆ Asian Nations: The false religion of Buddhism worships the god of man and seeks out his own pleasure.

As you think about our world today, what thoughts come to mind as you see so many people who are worshipping a false god? What do you think God thinks of them?





Who are the Samaritans? (*Discussion*). In today’s Bible lesson, we’re going to hear of a Samaritan woman. Who were the Samaritans in Biblical times? Do you think the Jews got along with the Samaritans? Why or why not? The Samaritans were Israelites who lived in the Northern Kingdom (2 Kings 17:29) during the Old Testament times. After the Assyrian invasion and capture of the city of Samaria, they were taken back to Assyria and then brought back to Israel. It is believed that these Israelites intermarried with the Assyrians; therefore, they became despised in the eyes of the Jews. By New Testament times, the rift between Jews and Samaritans had grown even wider than before. They were viewed as a second-class group of people because they worshiped on Mt. Gerazim instead of at Jerusalem.




God Knows No Boundaries (*Discussion*). Bring in a multitude of pictures of different people. These could be pictures from different magazines, newspapers, home photo albums, etc. Talk

about how different each of these people are. Some are poor, some are rich, they all live in different places, might have families, might not. Several of these people may be outcasts from society, criminals, and some may be world leaders. There are normal everyday folks like us, there are famous people, athletes, or movie stars. They all have different jobs and come from different backgrounds. They probably all have different lifestyles, habits, and priorities in their own lives. Then ask the children to put them in order of which ones need Christ more than others. We are all equally in need of Christ. We are all sinful and in need of a savior, no matter who we are, or where we come from. We will see how Christ demonstrates this in our Bible Adventure this morning as He went out of His way to meet with a woman who everyone else would have never deemed worthy.


 **Take Turns Listening (Table Activity).** Bring in a stethoscope and take turns listening to each other's hearts beating. Talk about the act of listening. You might make walkie talkies with cans and strings for a fun little activity. When our parents speak to us we listen, and do what they say. When our teachers speak, we listen and follow the instructions given. Take turns telling each other jokes or stories of exciting events in your lives. Make sure each of the students listens intently while the other student talks. Then ask the students how they felt after hearing that story or joke. Then tell them you want to share about a very special event in your life with them. Tell them to listen carefully, because you would ask them how they felt after hearing this. Then share with them how you accepted Christ, and what changes have occurred in your life since that time. Afterwards ask them if they have ever made that same commitment to Christ and how it changed their lives. We should always be excited to tell others about how Christ has changed our lives. Our job here on earth is to share what we know about Jesus with others. If they are truly listening, and God is working in their hearts, they will believe too! Listen to this morning's Bible Adventure and you will see how a Samaritan woman heard the Gospel, and believed. It then became her job to tell others. Do you think she did? Listen and see.


 **Charades (Activity).** Have the teacher or student (if old enough), act out in pantomime the story. Specifically you can use drinking from a well, thirst, illness or fever, blind, and paralytic (lame). When a student gets the right answer he or she can perform the next charade or gets some reward if the teacher is doing all the charades.
Debrief: The charades allows the students to get hooked and see what it would be like for those in today's Bible lesson.


 **Where Is Your Devotion? (Discussion).** Discuss with the children what kinds of things people might devote their time/lives to. Where some might look for fulfillment-where their hearts are, i.e., sports, friends, animals, nature, music, materialism, etc. Have them look through magazines and tear out pictures of these things (at least 6 each). For younger children you may want to have pictures already torn out. Give each child a paper clip or envelope to keep their pictures together with their name on it for use during Took time.




Book:


 **The Samaritan Woman (Illustration).** Use this coloring page to help with this week's lesson, John 4:1-42, **JHN03.GF1**.


 **Jesus and the Royal Official (Illustration).** Use this coloring page to help with this week's lesson, John 4:43-54, **JHN03.GF2**.

 **Healing the Paralytic (Illustration).** Use this coloring page to help with this week's lesson, John 5:1-15, **JHN03.GF3**.

Presentation Ideas –

 **Living Water (*Demonstration*).** Prepare prop before class. Using a permanent marker, write in the bottom of a disposable cup “Christ is the living water.” Poke a hole, using a pencil, in the bottom of the cup, being careful so that the message is still readable. As you talk about the woman at the well, you can illustrate how she was talking about physical thirst and Christ was talking about satisfying spiritual thirst. One will never be quenched, while the other one can only be quenched through Him. As you fill the cup with water, it will drain out. You will never be able to keep it filled. But once it has been emptied, it reveals the message giving us the answer of how our spiritual thirst can be permanently quenched.

 **Presentation Idea (*Presentation Idea*).** To tell the Bible Adventure, bring a grass mat or small oriental rug to sit on. You could even bring a pail of water with a water ladle and have the children help in acting out the scene of the woman at the well. You could also act out the healing of the Nobleman’s son along with the healing of the paralytic.

 **Doors Presentation (*Presentation Idea*).** Use the doors from **JHN03.GF4, 5** and 6 to help illustrate this week’s lesson. Copy onto cardstock and attach **JHN03.GF4 Pg.1** to **JHN03.GF4 Pg.2** with brads as hinges, and another brad as the door knob. Glue the verse from **Pg.3** to the front of the door. You could also use **JHN03.GF5** to tell the Bible Adventure if you do not wish to act it out. Simply copy onto cardstock, cut the doors out from **JHN03.GF5 Pg.1**, cut down the middle of the door and half way around the arch then glue **Pg.1** and **Pg.2** together just at the edges. Glue the verse from **Pg.3** to the front of the doors. Trim as needed. For **JHN03.GF6 Pg.1-3** copy onto cardstock, cut down the middle of the door and along the top and bottom, leaving the sides alone. Glue **Pg.1** to **Pg.2** along the top and bottom, staples work too. Glue the verse from **Pg.3** to the front of the door. Keep one copy of all three doors for use as a review in later lessons.

Bible Adventure –

You don’t have to study society very long before you see what it finds valuable in humans. Everyone seems to chase after and try to please those with intelligence, beauty, or power. It seems the more of these three things a person has, the more they are made the center of attention. The sad thing is, those who have less of these three attributes are pushed to the side, ignored and sometimes even made fun of.

How do you think God feels about such a system? To find out, all we have to do is go to the Bible and read about how Jesus evaluated and treated people. Today, as we look at chapters four and five of the Gospel of John, we’ll find some good examples of how Jesus Christ, the God-Man, looked at and communicated with those around Him.

Jesus had decided to leave Samaria and return to Galilee, but to get there He had to go through Samaria. There were strong differences of opinion between the Jews and the Samaritans, and Jewish people usually had as little to do with Samaria and its people as possible. However, the shortest route between Judea and Galilee went straight through Samaria. Also, Jesus was most likely going that way because God had people there for Him to meet.

Jesus stopped in the town of Sychar, and because He was tired from His travels, He sat down at a well to rest while His disciples went to buy food. A woman approached to draw water. She was very surprised when Jesus asked her to give Him a drink. She wondered why Jesus, who was a Jew, would ask her, a Samaritan, for a drink because she knew of the hatred between the two groups. Also, in those days it was forbidden for a man to speak to a woman in public. Amazed, she asked Jesus why He was asking her for a drink.

Jesus was so wise when He talked with people. He always found a way to teach a truth by using something with which the person would feel familiar and comfortable. This time it was water! Jesus told the woman that if she realized to Whom she was talking, she could have asked Jesus for “living water.” This water would forever quench the thirst of the one who drank it. But like Nicodemus, the Samaritan woman did not understand Jesus right away. She wanted some of the living water so that she wouldn’t have to come out to the well every day and draw water. What Jesus said to the woman next really got

her attention. He told her details about her sinful past, things only she would know. Realizing that Jesus was a prophet, she began to talk to Him about the proper place to worship. This was one of those areas of disagreement between the Samaritans and the Jews. Jesus shared with her that the place where a person worships is nothing compared to what is going on in his or her heart. Instead of saying that true worshipers would worship at this place or that place, Christ said that true worshipers are those who approach God only through Him and with a sincere heart. They come to worship God in spirit with the right attitude, and in truth agreeing with God about their need for a Savior.

The woman then remembered hearing about the Jewish Messiah who would come bringing salvation from God. Jesus said to her, "I who speak to you am He" (4:26). Just then the disciples returned from getting food. They wondered what Jesus was doing talking to a Samaritan woman, but they said nothing to Him. The woman left her waterpot behind and went to tell others in the town about Jesus. Many in the town came back with her to the well. Meanwhile, the disciples were trying to get Jesus to eat something, but Jesus surprised them by saying that He found more satisfaction in doing the will of His Father than in any physical food. He talked with the people of Sychar for two days, and many of them placed their faith in Him.

Jesus didn't worry about the fact that He was Jewish and the people of Sychar were Samaritans. He saw them only as people whom God loved and wanted to save. He wasn't concerned with the do's and don'ts of society, only with the fact that people are lost without Him. Jesus showed us, in His dealings with the Samaritans, what God's love is like. Human love is often limited by likes and dislikes. God's love is limitless and includes every person.

Jesus left Sychar and returned to Galilee to Cana, where He had turned the water into wine. That miracle was the first of seven signs that prove Jesus Christ is God. Next, John records the second and third signs that prove Jesus' deity. The second sign happened when a royal official of Cana came to Him begging Him to heal his son, who was near death. This official probably came to Jesus after hearing about the miraculous things He had done. Jesus spoke to the man and to the crowds, saying that all the people wanted to see were more signs and miracles. They refused to simply believe in Christ but kept demanding more and more proof of Who He was. In spite of this, Jesus took pity on the man and his son and said to the official, "You may go. Your son will live."

The official believed Jesus' words. He hurried home and was met by his servants, who told him his son had been healed. When the official asked what time his son was made well, the servants told him. It was the exact same time Jesus had spoken with him. The man and his whole household then believed in Jesus Christ.

Now Jesus traveled to Jerusalem for another feast. By the Sheep Gate of Jerusalem was a pool, and all around the pool were many, many people who were crippled or ill. They were there because it was believed that from time to time an angel would stir up the waters of the pool, and whoever was the first to enter the waters after that would be instantly healed. Among these people was a man who had been paralyzed for thirty-eight years. Jesus knew the man had been ill for a long time and asked him if he wanted to be made well. The man answered that he had tried to get into the pool to be healed but there was no one to help him, and someone always made it in before he could. Then Jesus said an amazing thing. He commanded the man, "Get up! Pick up your mat and walk" (5:8). And instantly the man was healed! This sign showed Jesus had all God's power as He spoke a word and caused a man who had been paralyzed for almost forty years to walk again. He spoke creation into existence, He spoke water into wine, and he spoke healing for the royal official's son, and for this paralyzed man. Who else could do these things but God Himself?

This third miracle began the opposition to Jesus from the Jewish religious leaders. They were not happy when they saw the paralyzed man carrying his mat on the Sabbath. When they learned that Jesus had healed the man on the Sabbath, they were even less pleased. They could not see that Jesus in His mercy had freed a man from a lifetime of suffering. They could only see that He had broken their man-made rules. They were so angry with Him that they were talking about killing Him. Jesus spoke to them and gave them even more reason to be angry when He told them that He and His Father had been working among men. Jesus always did the will of His Father, and the healing of the paralytic on the Sabbath was His Father's will. God was not concerned with the rules and traditions of the Jews. The

religious leaders understood that Jesus was saying He was equal with God, and they were furious.

Jesus knew the anger of these men came from their unbelief in Him. He warned them that there were many proofs that He is God's Son. God had given Jesus equality with Him in power and in authority. John the Baptist told all who would listen that Jesus was God's Son. The signs and miracles Jesus performed were proof of His deity, and the Old Testament Scriptures told of Jesus' coming. With all these proofs, Jesus' statement that He was Himself God come to earth in human form, was not something to question and get angry about, but something to believe in as rock-solid truth!

If there is one thing that stands out in these two chapters of the Gospel of John, it is the quality of love demonstrated by Jesus Christ. The Bible tells us that "man looks at the outward appearance, but the Lord looks at the heart" (1 Samuel 16:7b). As Jesus shared the good news of salvation with those around Him, He was blind to their appearance, their wealth or lack of it, and what position they held in life. The Gospel was given just as freely to the Samaritan woman with her sinful past as it was to Nicodemus, a respected Jewish leader. The Gospel was also given to you and me because of God's great mercy and compassion for all people. In the Bible, we read about the signs Jesus performed that proved He is God. What is your response? Will you be like the people of Cana, who wanted more and more signs before they would place their trust in Him? Or will you believe the message of the Bible and the witness of John and the other apostles, and put your faith and trust in Jesus Christ?



Look:



What Are You Thirsty For? (Worksheet). Use this worksheet to help the children discern between desiring the things of the world and the things of God, **JHN03.GF7**.



Our Job Is To Tell Others (Worksheet). Jesus told the Samaritan woman how God offered the gift of eternal life. She in turn went back and told others in her village. There were others who believed, and they in turn told others who also became believers. It is not our job to make them believe. All we are charged with doing is telling. Look up the verses listed on **JHN03.GF8** and find out what happened in each case where the Gospel was presented. Then unscramble the words at the bottom of the page to find out the desired results when we tell others about our experience with Jesus Christ, answers found on **JHN03.GF8 Pg. 2**.



Sensory Input (Discussion/Worksheet). In our physical world all information we receive is given to us by our five senses. The information is stored in our brain and enables us to react to the environment around us. Our brain processes the information and we react in curious ways. Some of the reactions are automatic and we do not have to make a decision of what to do. For example, if we put our hand on something very hot (sense of touch), we automatically respond without thinking. We just pull our hand back. However, if we are told (sense of hearing) that something is very hot and not to touch it because we will get burned, we think about it or process the information with our brain. We determine whether the information is true or false. We then decide what we will do, either touch (we do not believe the information), not touch (we believe the information), or maybe we decide to get more information through our other senses and decide later what we will do.

When Jesus was on earth he did and said many things to prove He was the Son of God. Many people heard what He said (sense of hearing) and saw what He did (sense of sight). Some believed what He said about Himself was true and some decided it was false. Some people believed in Him right away and some completely rejected Him, like the Scribes and the Pharisees. Some stayed around and collected more information about Jesus and decided later not to follow Him, and others believed in Him later.

Today, we have the written record of what Jesus said and did, written down by men who were personally with Jesus or who interviewed people who were personally with Him. These words are recorded in the Bible in the four books, Matthew, Mark, Luke and John.

Today we receive this information primarily through listening (sense of hearing) and reading (sense of sight). The words are spoken by a teacher, or a preacher, or mother or father or someone else or we can read them for ourselves in the Bible, **JHN03.GF9**.

We then have to decide whether Jesus is who He claimed to be. What do you believe about Him?



Passage Review Questions (Worksheet). This booklet contains many questions from the Scripture passage covered in today's lesson. Students may work on them in class and complete them during the week at home, **JHN03.GF10**.



Took:



Creating Thirst (Snack). Have a cracker eating contest. You might even smear some peanut butter on them. Give each child about 20 saltine crackers. Ask them to eat the crackers as quickly as possible. When they are finished, discuss how when we become thirsty we begin to crave something to drink. When we begin to drink, we become satisfied. If we crave Jesus Christ, we have our thirst quenched when we spend time with Him. (Provide water or juice for the children after discussing quenching our thirst).



Another Snack Option (Snack). If at all possible bring a microwave or toaster oven to class along with some cinnamon rolls. During the Hook time microwave the cinnamon rolls to create a wonderful smell in the classroom. You could also use a bread maker and have it set up prior to class so that it is finishing the baking process right when the class begins. (This should create a craving by the students). Have the children discuss things that they might crave and desire. Talk about how they quench this craving. To really enhance the craving give each of the students 2-3 saltine crackers and tell them that this is their snack for the day. Wait until the very end of class to allow them to have their craving quenched by giving them the treat as they leave the class.



Operation World (Prayer Activity). Get a copy of Patrick Johnstone's book "Operation World" (there is a copy in our FBC Library that you can make copies from) and look up several countries. Make copies of that country, statistics and pass these out to the children. Go through each country's needs and then spend time praying for the prayer requests that are listed for that particular country. You may want to bring in a globe and have the children find the country. You can also pray for the countries that our FBC missionaries are currently serving in.



Never Be Thirsty Again (Craft). Put John 4:13 "whoever drinks the water I give him will never thirst," on the outside of a cup. You can make this craft as elaborate as you want depending on your energy level, the supplies available, and the abilities of your students. **JHN03.GF11** provides you with the text and a picture which can be used if you want. This could simply be cut out and pasted on the outside of a styrofoam, or large disposable plastic cup. If you want to make it a bit more elaborate, provide permanent markers or yarn for decorating the outsides of the cups. If you want to do some leg work yourself, you could collect soup cans and have the students decorate them with string, macaroni, construction paper, paints, etc. Apply the verse, and send them home as a pencil cup. Sometimes you can find inexpensive plastic mugs (with handles) which could be painted, and sprayed with a **clear acrylic** lacquer (outside) which would dry quickly and then make the painted decorations permanently dishwasher safe. This would make a wonderful gift for a new believer or a great table favor for Thanksgiving dinner. It also makes a great reminder each morning for us as we use this cup to rinse out our toothpaste.



Hear and Believe (Craft). **JHN03.GF12** shows the finished product and provides instructions for completion. See the sample as a visual reference. This works well as a dinner table ornament or paperweight for someone's desk.



From Death to Life (Discussion). In today's Bible lesson, people were going to die from their

illness, or were severely disabled. Discuss with the students what that would have been like. See if anyone wants to be sick. Then transition by telling them they are like that in their hearts without Jesus. Draw the parallels between physical sickness and a non-believer. Remind them that just as Jesus healed the two who were ill, He can heal our hearts.

Debrief: The purpose of this is to give them an illustration of the life without Jesus Christ. A person who is still in their sins is sick and wicked, and they need God even more than someone who is merely physically ill. This concept can be hard for younger ones to understand, so think through how you will explain it to them.



Where Is Your Devotion? (Craft). Supplies needed for each child are (1) wire hanger, (1) 4' piece of red yarn, (3) 8" pieces yarn (color other than red), (1) **JHN03.GF13** on cardstock or you can draw your own crosses, and (3) cardstock squares. Give each child a wire hanger and have them bend it into the shape of a heart (for younger children you should have them prepared ahead of time). Have the child tie one end of the yarn to the center top of the hanger and loosely wrap it around the wire so that when they come back to the top center of the heart and tie this end to the wire there is about 4 inches of yarn left to tie their cross to. Have them glue the pictures they tore out during hook time onto both sides of the cardstock squares and tie these squares to their heart (see sample). Christ should be the their desire; all else is secondary in the Christians heart/life.

The Samaritan Woman



Jesus and the Royal Official



Healing of the Paralytic







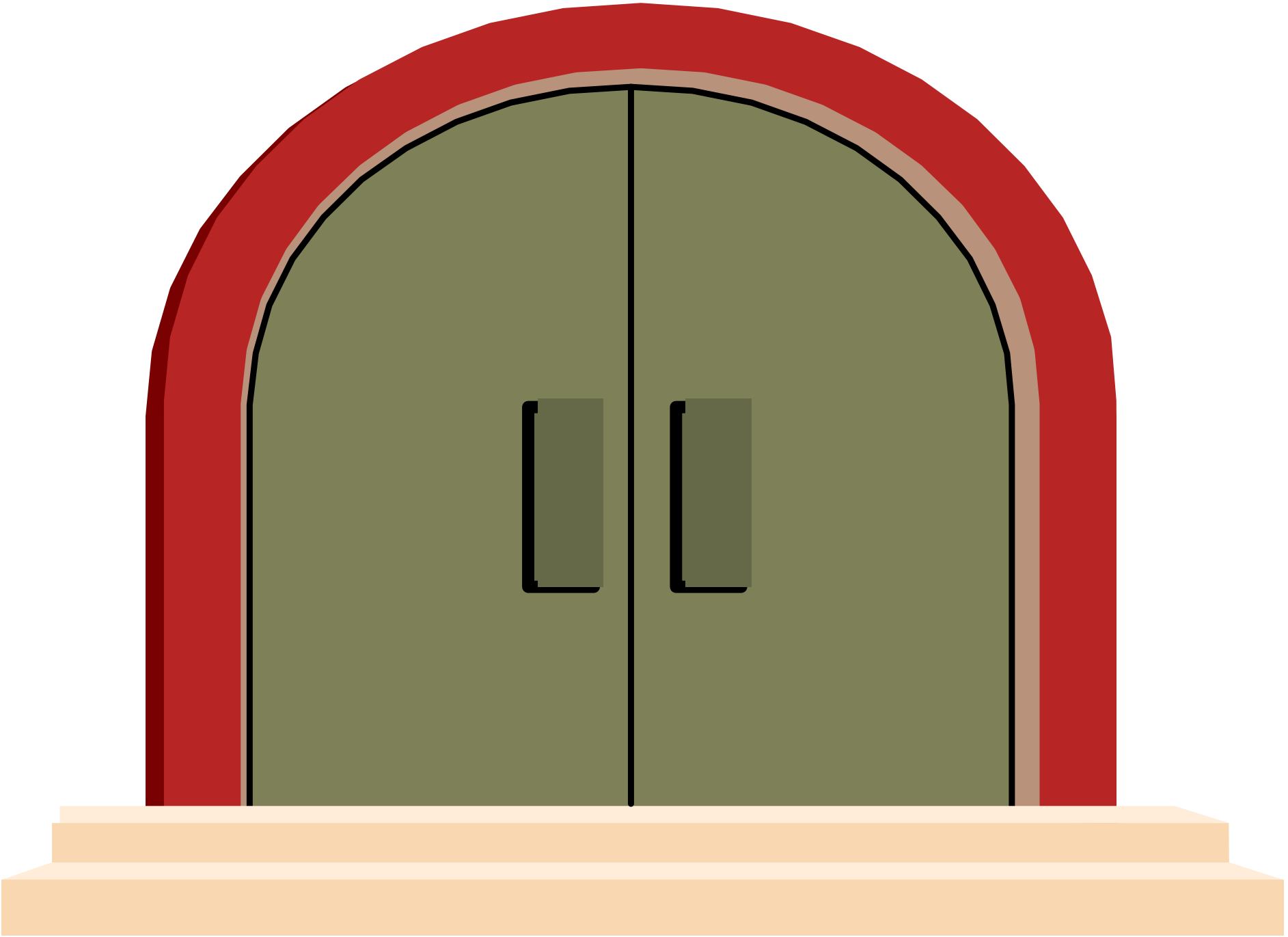
John 4 : 1-42


John 4 : 1-42

John 4 : 1-42

John 4 : 1-42

John 4 : 1-42





John 5 : 1-9

John 5 : 1-9

John 5 : 1-9


John 5 : 1-9

John 5 : 1-9

John 5 : 1-9

John 5 : 1-9

John 5 : 1-9





John 4 : 43-54

John 4 : 43-54

John 4 : 43-54

John 4 : 43-54

John 4 : 43-54

What Are You Thirsty For?

Directions: Read each question and write down some answers on each side of the question.
Then ask yourself, "Which of these do I desire more?"

GOD

The Question

The World

Write down what each thinks of money.
(1 Timothy 6:10)

Write down what each thinks of material possessions.
(Mark 8:36)

Write down what each thinks of man's lifespan.
(James 4:14)

Write down what each thinks of Jesus.
(John 7:7)

Write down what each thinks of each other.
(Romans 1:21-23)

Our Job is To Tell Others

Our Response to the Gospel

John 4:39 What was the response by many of the Samaritans from town when they heard the testimony of the woman who had met Jesus at the well? _____.

John 4:41 What did Jesus' words cause to happen in those who he stayed with in town? _____.

John 20:29 What was Thomas' reaction when he saw Jesus? _____.

John 20:31 Why did John write this Gospel? _____.

John 5:24 What are the two verbs used in Jesus' presentation of the truth about eternal life?
_____.

Mark 1:15 Besides repentance, what else was Jesus telling the people to do? _____.

1 Thessalonians 2:13 Where is the Word of God at work? _____.

Romans 10:14-17 Without those who bring the good news of the gospel to others, people will not be able to _____ and therefore _____ the message.

Romans 3:22 Righteousness comes from God, through faith. What must we do first? _____.

Romans 1:16 What must someone do in order to receive God's power of salvation? _____.

Unscramble the words below to reveal the response we would all would like to have when we tell others about Jesus

Yeth, senetild, heyt derah, dna tyeh devilebe.

Our Job is To Tell Others

Answer Sheet

John 4:39 What was the response by many of the Samaritans from town when they heard the testimony of the woman who had met Jesus at the well? **They believed.**

John 4:41 What did Jesus' words cause to happen in those who he stayed with in town? **They Believed.**

John 20:29 What was Thomas' reaction when he saw Jesus? **He Believed.**

John 20:31 Why did John write this Gospel? **So that we might believe and have life in His name.**

John 5:24 What are the two verbs used in Jesus' presentation of the truth about eternal life?
Hearing and believing.

Mark 1:15 Besides repentance, what else was Jesus telling the people to do? **Believe.**

1 Thessalonians 2:13 Where is the Word of God at work? **In those who believe.**

Romans 10:14-17 Without those who bring the good news of the gospel to others, people will not be able to **hear** and therefore **believe** the message.

Romans 3:22 Righteousness comes from God, through faith. What must we do first? **Believe.**

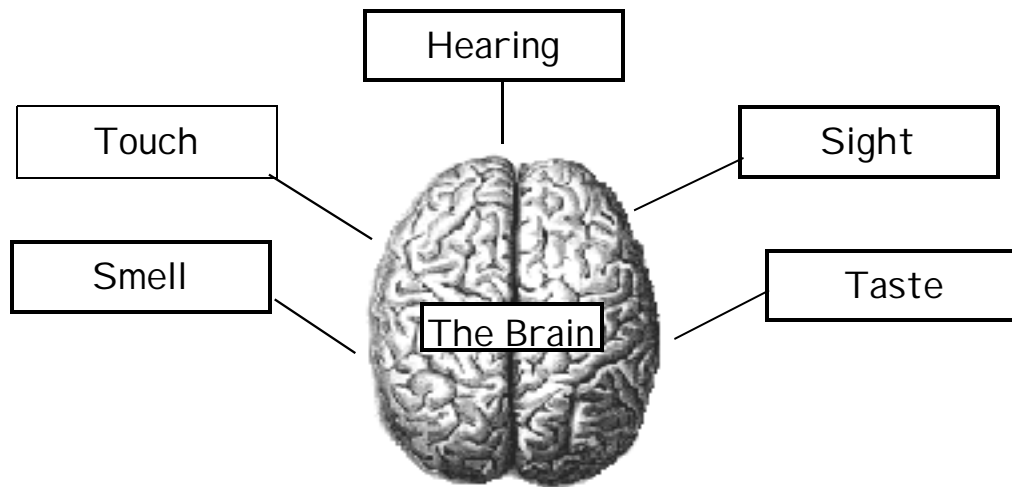
Romans 1:16 What must someone do in order to receive God's power of salvation? **Believe.**

Unscramble the words below to reveal the response we would all would like to have when we tell others about Jesus

They listened, they heard, and they believed

Yeth, senetild, heyt derah, dna tyeh devilebe.

Sensory Input: In our physical world all information we receive is given to us by our five senses. The information is stored in our brain and enables us to react to the environment around us. Our brain processes the information, and we react in various ways. Some of the reactions are automatic and we do not have to make a decision of what to do. For example, if we put our hand on something very hot (*sense of touch*), we automatically respond without thinking. We just pull our hand back. However, if we are told (*sense of hearing*) that something is very hot and not to touch it because we will get burned, we think about it or process the information with our brain. We determine whether the information is **true** or **false**. We then decide what we will do, either touch (*we do not believe the information*), not touch (*we believe the information*), or maybe we decide to get more information through our other senses and decide later what we will do.



When Jesus was on earth He did and said many things to prove He was the Son of God. Many people heard what He said (*sense of hearing*) and saw what He did (*sense of sight*). Some believed what He said about Himself was **true** and some decided it was **false**. Some people believed in Him right away and some completely rejected Him, like the Scribes and the Pharisees. Some stayed around and collected more information about Jesus and decided later not to follow Him, and others believed in Him later.

Today, we have the written record of what Jesus said and did written by men who were personally with Jesus or who interviewed people who were personally with Him. These words are recorded in Bible in the four books Matthew, Mark, Luke and John.

Today we receive this information primarily through listening (*sense of hearing*) and reading (*sense of sight*). The words are spoken by a teacher, or preacher, or mother or father or someone else or we can read them for ourselves in the Bible.

We then have to decide whether Jesus is who He claimed to be. What do you believe about Him?

27. While on his way to home to his son, what happened?
4:51
28. What did the official ask of his servant? 4:52a
29. What did the official and his household do? 4:53
30. What number was this in miraculous signs by Jesus? 4:54
31. Where did Jesus go for the feast of the Jews? 5:1
32. In 5:8, how was this man healed?
33. What did the Jews ask this man who had been healed?
5:12
34. Why were the Jews persecuting Jesus? 5:16
35. Does diligent study of the Scriptures grant you eternal
life? 5:39
36. In verse 43 who will the people accept? 5:43

Passage Review Questions

John 4 - 5

1. Who heard that Jesus was gaining and baptizing more
disciples than John? 4:1
2. In 4:4, what town did Jesus come through while he was
traveling?
3. What was the name of the well that Jesus stopped at? Why
was it named this? 4:4-5
4. Who came to draw water from this well? 4:7
5. What did Jesus ask of her? 4:7b
6. What was the woman's answer and why? 4:9
7. What was Jesus' answer to her? 4:10
8. She was confused about Jesus' statement to her; how did
she answer Jesus? 4:11-12
9. What kind of water was Jesus offering? 4:14

10. What did the woman at the well want? 4:15
11. What did Jesus know about this woman? 4:16-18
12. What did the woman say that Jesus was? 4:19
13. What is God? 4:24a
14. How must people worship Him? 4:24b
15. What did the disciples say when they returned to Jesus and saw him talking to a Samaritan woman? 4:27
16. What did the Samaritan woman do? 4:28-29
17. What did the people in the town do? 4:30
18. What were the disciples urging Jesus to do? 4:31

19. When Jesus was talking about the harvest, what was the crop and what was the crop for? 4:36
20. Many of the Samaritans believed in Jesus because of the Samaritan woman's testimony. What was her testimony? 4:39
21. How long did Jesus and his disciples stay with the Samaritans? 4:40
22. After leaving Samaria where did Jesus go? 4:43
23. Where was the official's son? 4:46b
24. What did the royal official do? 4:47
25. What did Jesus say when the royal official requested that He go to his son, before his son died? 4:49-50
26. Did the man take Jesus at His word? 4:50b


Never Be Thirsty Again

**“ whoever drinks
the water I give
him will never
thirst”**

**“ whoever drinks
the water I give
him will never
thirst”**



Hear and Believe Craft



Instructions

Cut out two heart shapes from card stock. On one write "hear it," and draw ears. On the other write "believe it." This one should remain looking like a heart. Sandwich these heart shapes together in the center of the straw. Cut two rectangular shapes from card stock and write "The Gospel of Jesus Christ" on each. Sandwich these together at the top of the straw. Cut down a Styrofoam cup to make the stand. Fill the inside of the cup with salt dough, or playdough, and poke the straw down into the cup as a stand. Color the cup with markers.

This makes a great table or desk ornament.

