

Materials I Need:**Memory Verse:**

Two- and three-year-old verse: John 14:6: Jesus said, "I am the way and the truth and the life."

Four- and five-year-old verse: John 11:25: Jesus said, "I am the resurrection and the life. He who believes in Me will live, even though he dies."

Aim Questions for 2's & 3's:

1. **Did Mary and the women find that Jesus' body was gone from the tomb?** (Yes. *Mary Magdalene ran to tell the disciples that the tomb was empty. Everyone was overjoyed.*)
2. **Did Jesus come back to life?** (Yes. *Say the memory verse.*)
3. **Did Jesus show the disciples the holes in His hands?** (Yes. *Jesus was alive.*)
4. **Did Jesus fill the disciples' net with fish?** (Yes. *Jesus is the powerful Son of God.*)
5. **Is Jesus the way to eternal life?** (Yes. *Say the memory verse.*)

Aim Questions for 4's, 5's & K:

1. **What happened when Jesus' friends went to the tomb on the Sunday morning after Jesus had died?** (*Mary Magdalene ran to tell the disciples that the tomb was empty. John and Peter saw the undisturbed linen cloths and knew that Jesus had come back to life. Everyone was overjoyed.*)
2. **What did Jesus show the disciples that proved He had come back to life?** (*Jesus showed the disciples the nail holes in His hands. Thomas believed when he saw Jesus' hands.*)
3. **What did Jesus do with the fish that proved to the disciples that He was the Son of God?** (*Jesus told the disciples to throw their net on the right side of the boat, and the net overflowed with fish.*)
4. **What question did Jesus ask Peter three times? (Peter, do you love Me?) What did Jesus tell Peter to do to show his love?** (*Jesus told Peter to feed Jesus' sheep and give his life for them.*)
5. **Is Jesus the resurrection and the life?** (Yes. *Say the memory verse.*)

Key for symbols:

This box symbol represents ideas that can be used for two-year-olds through kindergarten. Please remember to slow down the pace for two-year-olds and keep the pace moving for five-year-olds.

② This symbol represents ideas that are best used for two- and three-year-olds.

④ This symbol represents ideas that are best used for four-year-olds through kindergarten.

Hook:

Bandage Estimation: Bring an ace bandage to class and unroll it into a pile. Have the children look at the pile without touching it and guess how far the bandage will reach across the room. After people stand where they think the bandage will end, have someone walk one end of the bandage to them or past them as the case may be. In today's Bible Adventure, Jesus is gone from the tomb and only the bandages that He was wrapped in were left behind.

Running to the Tomb Game: Provide a box and lay it on its side at one end of the room with a strip of ace bandages in it. Have the small group sit at the opposite side. Choose a child to go look in the box, and after he runs out and back, he chooses another child to go look in the box (tomb). They can tell the others what they saw in the box, but each child should have a turn to go look for

himself. If the activity is repeated, something else could be put in the box to surprise them. In today's Bible Adventure, several people ran to the tomb to see what all the excitement was concerning Jesus' body.

- Scent Center:** Bring various perfumes, oils, or powders for the children to smell. So that the scents don't smell too strong, have the children spray or powder a stuffed animal and smell it rather than applying the fragrances to themselves. Mary and some other women went to Jesus' tomb to put spices and oils on Jesus' body but were surprised by what they found.
- Stone Entrance:** Find a box that would be big enough to block the entrance to the classroom. Beat it up and spray paint it gray to look like a stone. Place it in the entrance to the classroom before class and have each person who enters have to move it to get into the room.
- Fun Preview Actions:** Get the "wiggles" out of the children by following these actions. Tell the children to listen for these in the Bible Adventure today. Walk in place (women to tomb), sad face, hand over eyes (as if looking into tomb), run in place (disciples running), hands over mouth (as a megaphone, but silent), run in place, hands over eyes (looking), happy face and arms waving happily in air, run in place, shut the door, lock the door, look amazed and surprised, point finger to center of opposite hand, put hand over heart and look up, pretend to throw out a fishing line, row a boat, pull a heavy net in, pretend to eat.
- ② **Roll the Stone Away:** Have a leader curl up into a tight ball on the floor and let the children roll the leader around the room. In today's Bible Adventure, something miraculous happens at the tomb where Jesus' body had been buried. Someone or something had rolled away the stone from in front of Jesus' tomb.
- ④ **Smelling Scents:** Go to a fast food restaurant and buy some small plastic containers that hold about two tablespoons. Place different smelly things in them. Blindfold a child and ask him to guess what he smells. Include perfume on a cotton ball, an orange peel, peanut butter, soap, and cinnamon. Some women took oils and perfumes to place on Jesus' body in the tomb, but they didn't get to do it. Can you guess why?
- ④ **Calendar and Counting:** Show the children a calendar with two months so you can count together to forty, pointing to the days. Place beans on the days and count again. Jesus died and after three days came back to life. He showed Himself to His disciples for forty days. We get to hear what Jesus did for those forty days in our Bible Adventure today.
- ④ **Lamb Puppet Visits:** Let a lamb puppet share with the children all the ways that his shepherd cares for him (provides protection, food, rescue, rest in the fold, help when in danger, etc.).
- ④ **Fish in the Net:** Pretend that bean bags are fish and different-sized masking taped circles on the floor are the nets. Children stand behind a line in their boat and try to get the fish in the nets on the floor. The disciples went fishing and they couldn't catch any fish until Jesus came and helped them.



Book:

Presentation Ideas -

- Color and mount the **JHN11ECGF1**, **JHN11ECGF2**, **JHN11ECGF3**, and **JHN11ECGF4** pictures on construction paper. Show them as you tell the Bible Adventure. Save the pictures and use them for review as you continue through the gospel of John.

Bible Adventure for 2's & 3's-

(Show the *JHN11ECGF1* picture.) Mary Magdalene and several other women walked slowly to the tomb where Jesus' body was laid. It was still dark when the women took spices and oils to put on Jesus' body. The women were very sad that Jesus was gone.

When the women came to the tomb, they noticed that the large, heavy stone had been rolled back from the entrance. They looked inside the tomb, and saw that Jesus' body was gone.

Mary Magdalene ran as fast as she could to the house where the Apostle John and Apostle Peter were staying. "Quick," Mary panted, "Come quickly! Someone has taken Jesus' body! The stone is rolled back and the tomb is empty!"

John and Peter ran to the tomb. They looked inside and saw that Jesus' body was gone. Jesus was alive and not dead. Jesus really was the Son of God. Peter and John hurried back to tell the other disciples that Jesus was alive.

(Show the JHN11ECGF2 picture.) When evening came, suddenly Jesus stood in the room with the disciples. The disciples were overjoyed to see Jesus. He showed them His hands and the holes where the nails had been driven. Jesus was alive! Wow! Jesus really was the Son of God!

(Show the JHN11ECGF3 picture.) A few days later, while several of the disciples were fishing on the Sea of Galilee, they were discouraged because they had fished all night without catching any fish. The fishing nets were empty--no fish!

Early in the morning, Jesus stood on the shore and called to the disciples in the fishing boat, "Friends, have you caught any fish?" They all said, "No, there's no fish!"

Jesus said, "Throw your net on the right side of the boat and you will find some fish." When they obeyed Jesus, the net was so full of fish that they could not pull the net into the boat. Jesus filled the net with fish because He was the powerful Son of God.

(Show the JHN11ECGF4 picture.) Jesus had built a fire and was cooking fish over the fire. Jesus said, "Come and have breakfast." He took the bread and cooked fish and gave it to the disciples. They loved being with Jesus again. Their sadness was gone.

All the disciples wanted to give their lives so that everyone would know that Jesus was alive. They knew that Jesus was the way and the truth and the life. They wanted to tell everyone.

Prayer: Dear God, thank You for Jesus who is the way to eternal life. I want to love Him like the disciples did. In Jesus' name, Amen.

Bible Adventure for 4's, 5's & K-

(Show the JHN11ECGF1 picture.) Mary and several other women walked slowly to the tomb where Jesus' body was laid. Passover was over, it was Sunday morning, and it was still dark when the women took spices and oils to put on Jesus' body. The women were very sad that Jesus was gone.

When the women came to the tomb, they noticed that the large, heavy stone had been rolled back from the entrance. They wondered what was happening. They looked inside the tomb and saw that Jesus' body was gone.

Mary Magdalene ran as fast as she could to the house where the disciples were staying. "Quick," Mary panted, "Come quickly! Someone has taken Jesus' body! The stone is rolled back and the tomb is empty!"

John and Peter ran to the tomb. They looked inside and saw the strips of linen that had been wrapped around Jesus' body. The clothes were laying in the same shape as when they were wrapped around Jesus' body and head, but there was no body. When John and Peter saw the grave clothes, they understood what had happened. They understood that Jesus' body had been resurrected to life without disturbing the cloth strips. They understood that Jesus was the resurrection and the life. Jesus really was the Son of God. Oh, how excited John and Peter were!

Peter and John hurried back to tell the other disciples what had happened, that Jesus' body was not in the tomb. They talked and talked about what had happened and what they should do. The disciples locked the doors of the house because they were afraid the Jewish leaders would come and accuse them of hiding Jesus' body.

(Show the JHN11ECGF2 picture.) When evening came, suddenly Jesus stood in the room with the disciples. He didn't open the door or climb through the window. Jesus' resurrected body just appeared--just like that! *(Snap your fingers.)* Jesus said, "Peace be with you!"

The disciples were overjoyed to see Jesus. He showed them His hands and the holes where the nails had been. Jesus was alive! Wow! Jesus really was the Son of God!

One of the disciples, Thomas, was not with the other disciples when Jesus came to them. When Thomas heard his friends say, "We have seen the Lord," Thomas said, "I will not believe that Jesus is alive unless I see the nail marks in His hands, and put my finger where the nails were."

A week later, the disciples were in the same house, and Jesus suddenly stood in the room, though the doors were locked. Jesus said, "Peace be with you," then looked at Thomas and said, "Put your finger here in the holes of My hands. Stop doubting and believe that I am the resurrection and the life."

Thomas immediately believed and said, "You are My Lord and My God." Jesus said, "You believe because you have seen Me with your eyes and have touched My hands with your fingers. Blessed and happy are those who have not seen Me with their eyes but who believe that I am the Son of God."

(Lower your voice and look at each child as you speak.) You and I have never seen Jesus with our eyes. We have seen pictures of Jesus, like this one, but we have never seen Jesus because He is in heaven with God the Father. But, we can believe that He is alive. We can trust the words of the

disciples when they said, "We saw Jesus. Jesus is the resurrection and the life. Jesus really is the Son of God."

(Show the JHN11ECGF3 picture.) A few days later, while seven of the disciples were fishing on the Sea of Galilee, they were discouraged because they had fished all night without catching any fish. The fishing nets were empty--no fish!

Early in the morning, Jesus stood on the shore and called to the disciples in the fishing boat, "Friends, have you caught any fish?" They all said, "No, there's no fish!"

Jesus said, "Throw your net on the right side of the boat and you will find some." The disciples still didn't know it was Jesus on the shore, but they threw the net on the right side of the boat. When they did, the net was so full of fish that they could not pull the net into the boat.

Then John said to Peter, "It is the Lord Jesus on the shore." Peter got so excited to see Jesus again that he jumped out of the boat into the water and swam to shore. The rest of the disciples rowed the boat with the net full of fish to the shore.

(Show the JHN11ECGF4 picture.) Jesus had built a fire and was cooking fish over the fire. Jesus said, "Come and have breakfast." He took the bread and cooked fish and gave it to the disciples. They loved being with Jesus again. Their sadness was gone.

After the disciples had finished eating, Jesus looked into Peter's eyes and said, "Peter, do you love Me?" Do you remember that Peter had said he didn't even know Jesus when he was by the fire in the high priest's courtyard? Peter had felt awful and had told God he was sorry for lying and for being disloyal to Jesus.

Peter said, "Yes, Lord, You know that I love You." Jesus looked into Peter's eyes again and said, "Peter, feed My lambs."

While Peter was thinking about what it meant to feed Jesus' lambs, Jesus said, "Peter, do you really love Me?" Peter said *(shake your head up and down)*, "Yes, Lord, You know that I love You." Jesus said, "Take care of My sheep, Peter."

A third time, Jesus said to Peter, "Do you really love Me, Peter?" Peter was hurt because Jesus asked him a third time. He said, "Lord, You are the Son of God and You know everything. You know that I love you."

Jesus said to Peter, "Then, feed My sheep. It will not be an easy job taking care of My people, and you will give your life trying, but I want you to lay down your life for My people like a good shepherd gives his life for his sheep."

Peter turned around and saw John walking behind him. Peter said to Jesus, "What about John? Will he also die for Your people?" Jesus said, "That is not your business. That is My business. I want you to obey Me no matter what happens to you or to anyone else."

Peter and all the disciples wanted to give their lives so that everyone would know that Jesus had come back to life. They knew that Jesus was the Son of God, the resurrection and the life. They wanted to be good shepherds like Jesus was the "Good Shepherd."

For forty days after His resurrection, Jesus would come to His disciples and then would disappear again. Then He stopped coming to them and went back to His Father in heaven to prepare the rooms for those who love Him.

Prayer: Dear God, thank You for Jesus who is the resurrection and the life. He is the way to eternal life and I want to love Him like Peter did. In Jesus' name, Amen.



Look:

- Aim Questions: (JHN11ECGF5)** Have the Aim Questions written on paper fish. Mix them in with a pile of other paper fish and have the children dig through the pile to find the correctly numbered question for the teacher to read. The disciples knew it was Jesus on the shore of the Sea of Galilee when He told them to throw their net on the other side of the boat. The net was so full of fish, they could not get them all into the boat. Only the Son of God could fill the net with fish.
- Snack:** Place a candle in the middle of the table and pretend like it is a fire by the water. Let children scoop up some fish crackers out of a sack or net and place them on their napkin to eat. Serve tuna fish with the crackers. Jesus cooked fish for His disciples and served them bread and fish for breakfast. Talk about all the things Jesus did after He rose from the dead but before He went to heaven to be with God.
- Nail in the Hole Activity: (JHN11ECGF2)** Materials needed: Wooden mallet, golf tees, a GF2 picture, and a block of styrofoam. Place the picture on the styrofoam and have the children carefully

place the sharp end of the tee on the picture over the marks in Jesus' hands, feet, and side. Gently pound holes into the picture where Jesus had been nailed to the cross. Color the picture and talk about how surprised the disciples must have been to see Jesus after He had died. Tell how Jesus showed them where the holes were in His hands, feet, and side.

Full Net Activity Page: (JHN11ECGF3 and JHN11ECGF6) Using GF6 fish, or fish crackers for older children, let the children glue as many fish onto the GF3 disciples' net as will fit. Staple some netting over the fish so that it will appear as if the fish are caught in the net. Have the children sing "Jesus Is" as they work on their activity pages (see Song section).

Play Dough: Make a hollow ball for an empty tomb and a solid ball for the stone to roll away. Roll out some dough flat and press a child's hand in it to make a hand print. Use the end of a nail or a golf tee to make nail holes in the dough hand. Review the Bible Adventure together.

"Jesus is Alive!" Finger Play:

He came up out of the grave;	<i>(Crouch down and slowly stand.)</i>
Jesus is alive!	<i>(Spread your arms wide.)</i>
Every sinner He did save;	<i>(Point to the children and to yourself.)</i>
Jesus is alive!	<i>(Spread your arms wide.)</i>
With His disciples, He did meet;	
Jesus is alive!	<i>(Spread your arms wide.)</i>
He showed them holes in hands and feet;	<i>(Point to your hands and feet.)</i>
Jesus is alive!	<i>(Spread your arms wide.)</i>
The disciples were overjoyed and went;	<i>(Raise your fist in the air.)</i>
Jesus is alive!	<i>(Spread your arms wide.)</i>
They would go where they were sent;	<i>(Sweep your arm in front of you.)</i>
Jesus is alive!	<i>(Spread your arms wide.)</i>

Rolling Stones Game: Place four parallel tape mark lines on the floor, twelve feet and eighteen feet apart. Divide the class in half and each half stands facing the other between their own two lines. _____ Provide ten to twelve soft balls to roll at the other team. Each team tries to get _____ their "stones" (balls) past the opposing team and over the back line for a point. Remind the children to stay between their team's two lines and have a leader retrieve any loose balls between the two teams.

"Jesus is Risen!" Finger Play:

Here is the place where Jesus lay.	<i>(Point to a spot on the floor.)</i>
See, the stone has been rolled away!	<i>(Point again.)</i>
Stoop down.	<i>(Stoop down.)</i>
Look inside.	<i>(Shade your eyes with your hand.)</i>
He is not here!	<i>(Stand up.)</i>
Jesus is risen! Be of good cheer!	<i>(Clap your hands.)</i>

Balloon Play: Provide several blown up balloons of bright colors. The children are to keep them in the air, bouncing them from child to child. Don't let them touch the ground. Jesus didn't stay in the tomb; He arose and is alive!

④ **Feed My Sheep Sticker Page: (JHN11ECGF10 and JHN11ECGF11)** Give each child a GF11 worksheet, three GF10 stickers of Peter, three GF10 sheep stickers, and one GF10 memory verse sticker. Talk about how Jesus asked Peter if he loved Him. Then Jesus told Peter what he should do because he loved Him. Let the children put the sticker of Peter on the lines. Read the words for the children as they work. Let the children put their sheep stickers and memory verse on the page. Stickers can be made by copying the GF10 page onto 1" x 2 5/8" laser labels.

④ **Tell Others, "Jesus is Alive":** Divide the children into two teams who are standing in parallel lines facing a window. They are going to be the excited women and disciples who went to the empty tomb and then ran to tell their friends. The first one in each line, walks to the window, cups his hands around mouth, and yells, "Jesus is alive." He returns and taps the next person in line who does the same. See which team shares the message first and wins!

④ **Happy Music and Actions:** Jesus is alive and we are happy just like the disciples that found the empty tomb and talked to Jesus during His forty days on earth. Select a leader. Play happy music and dance around happily, telling others about Jesus. When the music stops, the leader says, "Freeze." He then goes around and selects the best or funniest statue while children remain motionless and speechless. Let that child be the new leader.

④ **Role Play with Jesus and Peter:** The teacher can pretend to be "Jesus" and the class will all be "Peter." The teacher asks the same questions that Jesus asked, "Do you love Me, Peter?" The class replies, "Yes, you know that I love you." Jesus says, "Feed my lambs." Repeat two more times. Discuss what it means to feed His lambs.

Songs:

Row, Row Your Boat:

Sing the following words and incorporate the appropriate hand motions.

Row, row, row the boat gently in the sea.

(Row your arms.)

Fishing here, fishing there, but no-ot happily.

(Cast for fish with a sad face.)

Jesus came along, saw them in the boat.

(Put your hands over your eyes.)

"Put the net on the right side. Fish you'll have to float!"

(Drag a heavy load.)

The disciples did just what Jesus said.

(Put your hands behind your ears.)

Fishes here and fishes there, fishes everywhere.

(Scatter something with your hands.)

Morning breakfast with Jesus as the cook.

(Pretend to eat.)

Jesus rose from the dead. It says so in the Book.

(Point up, then form a book with your

hands.)

I Am the Resurrection

I am the resurrection (*clap*) and the life (*clap, clap, clap, clap*).

He who believes in Me will never die. (*clap--clap, clap*)

This is what Jesus sa-aid. (*clap*) That's what John wrote. (*clap, clap, clap, clap*)

John eleven and verse two-enty five. (*clap--clap, clap*)

Memory Verse Song, John 14:6 (*tune: "London Bridges"*)

Jesus answered, "I'm the way, and the truth, and the life."

"No one comes to Father God, but by Me-e."

If You're Happy and You Know It

Sing the song with proper actions because there were a lot of happy people in our Bible Adventure story today. They got to see Jesus who died and came back to life again. That made them very happy. Substitute a name of a disciple in the song so that the song goes, "If you're happy like Peter, clap your hands," etc.

John 11:25, Memory Verse Song (*tune: "Mares Eat Oats"*)

I-I am the resurrection and I am the li-ife.

He who believes in Me wi-ill li-ive.

John eleven twenty-five; that's what Apostle John wrote,

Jesus is surely the Son of God.

"Jesus Is," Theme Song (*tune: "Here Comes Peter Cottontail"*)

Jesus is the Son of God; He has come from up above.

God has sent His one and only Son.

If we will believe in Him, if we love and follow Him,

He will give us everlasting life.

(Verse nine)

Resurrected life He gives, gave to us so we might live.

(Repeat the last three lines from the first verse.)

④ **Doubting Thomas**

Doubting Thomas, doubting Thomas
Did not know, did not know
Jesus was alive, Jesus was alive;
Resurrected, resurrected.

Doubting Thomas, doubting Thomas
Saw the Lord, saw the Lord.
Jesus was alive, Jesus was alive;
Resurrected, resurrected.



Took:

- Empty Tomb: (JHN11ECGF7)** Each child receives a Styrofoam bowl, a paper plate, brown and black construction paper, a memory verse and a fourth of a sheet of newspaper. Cut an opening (like the opening of a cave) on one side of a bowl. Set the bowl on the plate, rim side down. Staple around the edges. Let the children tear the construction paper and glue it on the bowl to make it resemble a cave. Let them make the newspaper wads about the size of the opening in the bowl and gently push it into the opening a little ways. This is the stone that was rolled away. Tape the memory verse on the plate rim. Provide paper sacks for this tomb to be taken home.
- "Jesus is Alive" Coloring Sheet: (JHN11ECGF8)** Let the children color the pictures that retell the Bible Adventure today. Review the Bible story as they color. Sing songs that reinforce the lesson ideas.
- Balloon Paper Plate Craft: (JHN11ECGF7)** Let the children decorate the under sides of two paper plates (any size) with cut or torn squares of different colored construction or tissue paper. Staple the rims of the plates together so that the curved bottom sides resemble a balloon. Younger children may decorate with markers or paint. Glue "Jesus is Alive" on one side and the memory verse on the other side. Punch holes through the plates at the bottom and tie a piece of yarn through them for the string of the balloon. Use this paper plate balloon to tell others the good news that Jesus is alive!
- Balloon Reminders:** If you have access to helium, it would be fun to attach the memory verse to the strings of filled balloons so that the children could take them home as a reminder that Jesus rose from the dead.
- Preschool Page for Parents: (JHN11ECPPP)** Send a page home with each child, encouraging parents to reinforce the Bible truths at home. Spend a few minutes before the children go home creatively reviewing the song and memory verse.
- ④ **Fishing Net Memory Verse Review (Teacher preparation required): (JHN11ECGF9, JHN11ECGF6 and JHN11ECGF7)** Make a pattern following the GF9 design and cut a fishing net frame for each child from cardboard. Staple any kind of netting (purchased at a fabric store) to the children's fishing net frames. Older children can weave 7" x 3/4" strips of paper through each other to make a net. Glue the weaved paper to the cardboard frame and the GF7 memory verse to the net. The children can also glue GF6 fish to their fishing net. After making the net, have the children repeat, "Jesus is the powerful Son of God. He filled the nets with fish." Sing "John 11:25, Memory Verse Song" as the children "catch their fish."




The women sadly walked to the tomb where Jesus had been laid.



JHN11ECGF2

Jesus appeared to His disciples and showed them the nail holes in His hands.





JHN11ECGF3

Jesus proved He was the Son of God by filling the disciples' nets with fish.




JHN11ECGF4

Jesus asked Peter to love and take care of His people after He was gone.



Filling the nets



Jesus said, "I am the way and the truth and the life." John 14:6

Jesus said, "I am the way and the truth and the life." John 14:6

Jesus said, "I am the way and the truth and the life." John 14:6

Jesus said, "I am the way and the truth and the life." John 14:6

Jesus said, "I am the way and the truth and the life." John 14:6

Jesus said, "I am the way and the truth and the life." John 14:6

Jesus said, "I am the way and the truth and the life." John 14:6

Jesus said, "I am the way and the truth and the life." John 14:6

Jesus said, "I am the way and the truth and the life." John 14:6

Jesus said, "I am the way and the truth and the life." John 14:6

Jesus said, "I am the way and the truth and the life." John 14:6

Jesus said, "I am the way and the truth and the life." John 14:6

Jesus said, "I am the way and the truth and the life." John 14:6


Jesus said, "I am the way and the truth and the life." John 14:6

Jesus said, "I am the way and the truth and the life." John 14:6

Jesus said, "I am the way and the truth and the life." John 14:6

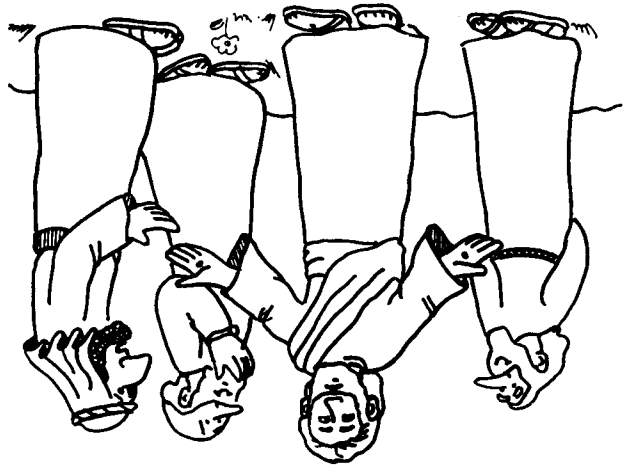
3.

Jesus proved He was the Son of God by filling the disciples' nets with fish.



2.

I am the resurrection and the life.
He who believes in Me will live,
even though he dies. John 11:25



Jesus showed the disciples them
nail marks in His hands and feet.

Jesus proved He was the
powerful Son of God.



Jesus said, "I am the way and the
truth and the life." John 14:6

4.



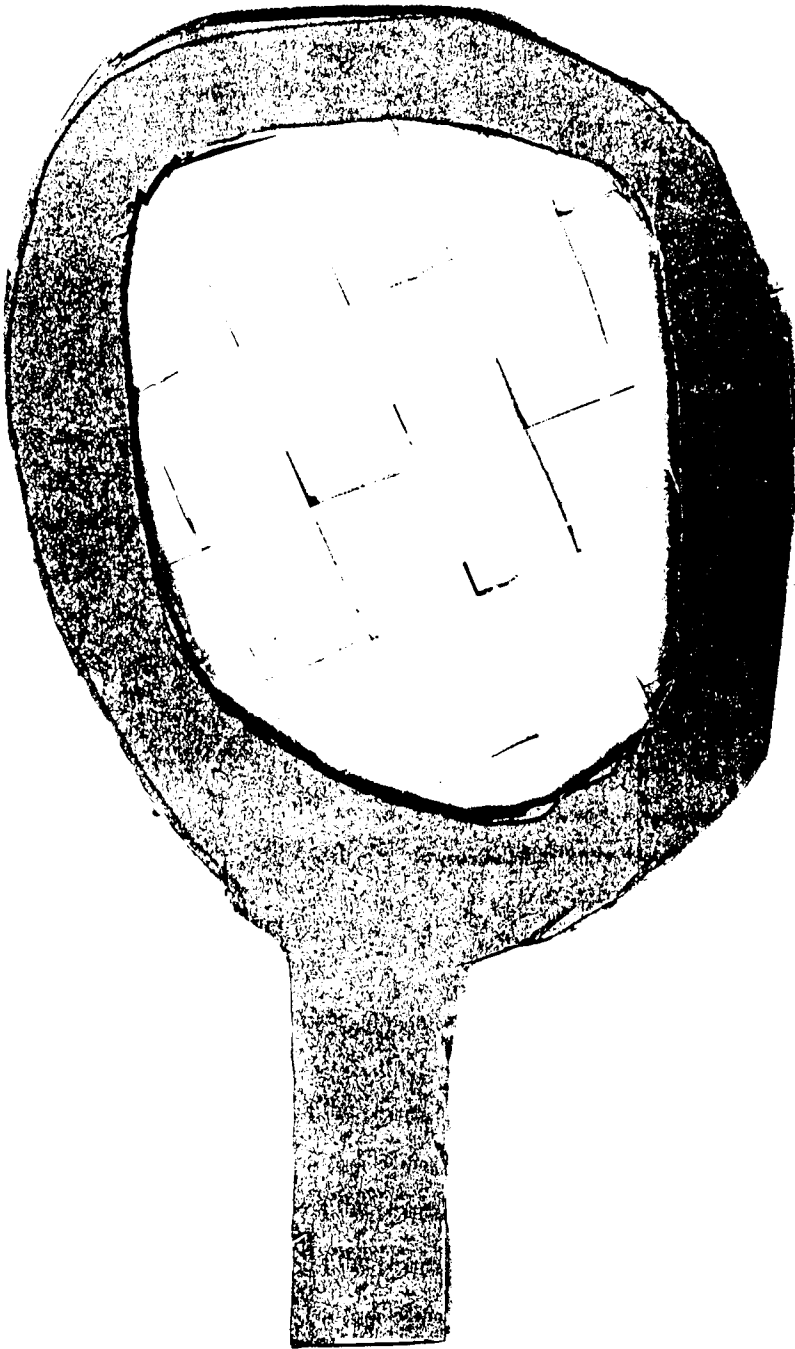
The women were sad when they went to
Jesus' tomb on Easter morning.

Jesus is
(tune: "Peter Cottontail")

Jesus is the Son of God; He has come from up above.
God has sent His one and only Son.
If we will believe in Him; if we love and follow Him,
He will give us everlasting life.

1.

Fishing Net Memory Verse Review



Jesus said, "I am the
resurrection and the life."
John 11:25

Jesus said, "I am the
resurrection and the life."
John 11:25

Jesus said, "I am the
resurrection and the life."
John 11:25

Jesus said, "I am the
resurrection and the life."
John 11:25

Jesus said, "I am the
resurrection and the life."
John 11:25

Jesus said, "I am the
resurrection and the life."
John 11:25

Jesus said, "I am the
resurrection and the life."
John 11:25

Jesus said, "I am the
resurrection and the life."
John 11:25

Jesus said, "I am the
resurrection and the life."
John 11:25

Jesus said, "I am the
resurrection and the life."
John 11:25

Peter



Peter



Peter



Peter



Peter



Peter







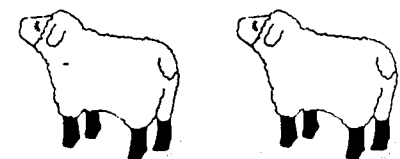




Peter



Peter



Peter



Jesus said, "I am the resurrection and the life. He who believes in Me will live, even though he dies. John 11:25

Jesus said, "I am the resurrection and the life. He who believes in Me will live, even though he dies. John 11:25

Jesus said, "I am the resurrection and the life. He who believes in Me will live, even though he dies. John 11:25




Peter



Peter



Peter



Jesus said, "I am the resurrection and the life. He who believes in Me will live, even though he dies. John 11:25

Jesus said, "I am the resurrection and the life. He who believes in Me will live, even though he dies. John 11:25

Jesus said, "I am the resurrection and the life. He who believes in Me will live, even though he dies. John 11:25

Jesus asked Peter if he
loved Him. Jesus said,

"_____, feed
My lambs."

"Take care of My sheep,

_____."

"_____, feed
My sheep."



This is what I learned today!

Jesus did not stay dead in the tomb. When Mary and the other women went to tend to Jesus' body, they found the stone rolled away and the tomb empty! Soon all the disciples knew that the body was gone. Jesus appeared among them to show them that He was alive.

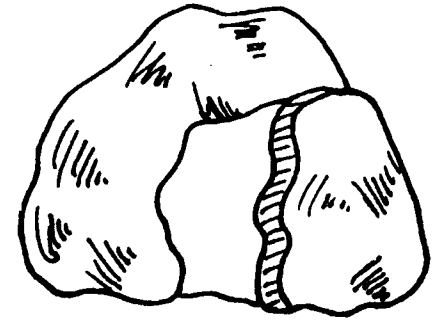
Later, the disciples were catching no fish on the Sea of Galilee. Jesus called from the shore to move their nets to the other side of the boat. Their nets filled so full of fish that they couldn't be hauled in. Jesus, the Good Shepherd, cooked breakfast for the disciples and told Peter to take care of His sheep. After forty days, Jesus went back to heaven to live with His Father.

Today's Memory Verses:

**(2's & 3's) Jesus said, "I am the way
and the truth and the life." John 14:6**

**(4's & 5's) Jesus said, "I am the resurrection
and the life. He who believes in Me will live,
even though he dies." John 11:25**

"Jesus Is Alive" Game



Place a sheet or towel on the floor of a closet or inside a large appliance box. Let each family member take turns curling up into a tight ball and pretending to be the stone in front of Jesus' tomb. The rest of the family members will "roll the stone" person away from the entrance of the closet or box. As the children look inside the closet or box, everyone says, "The tomb is empty. Jesus is alive."

Sing "Jesus Is" as you clap and celebrate the fact that Jesus is the Son of God who came back to life.

"Jesus Is," Theme Song

(tune: "Here Comes Peter Cottontail")

Jesus is the Son of God; He has come from up above.
God has sent His one and only Son.
If we will believe in Him, if we love and follow Him,
He will give us everlasting life.

(Song verse eleven)

Resurrected life He gives,
Gives to us so we might live.

(Repeat the last three lines from the first verse.)



Jesus came back to life and cooked breakfast for His disciples.