

**The Resurrection of Christ****Materials I Need:****Legend:**= Option 1, Appropriate for 1<sup>st</sup> – 2<sup>nd</sup> Grade= Option 2, Appropriate for 3<sup>rd</sup> – 6<sup>th</sup> Grade**Memory Work:**

“But these are written that you may believe that Jesus is the Christ, the Son of God, and that by believing you may have life in His name” (John 20:31).

**Aim Questions:**

1. On what day did Jesus rise from the dead?
2. Who first found that the tomb was empty?
3. Who were the first disciples to see the empty tomb?
4. What did they see inside the tomb?
5. What proof did Jesus give to the disciples when He appeared to them?
6. Who was the disciple who doubted Jesus' resurrection?

**Hook:**

**All Wrapped Up (Game).** The object of the game is to make the children aware of the miracle that was performed when Christ rose from the dead. Items needed: Rolls of toilet paper (one for each 3 children should be enough). Method: Have the children divide into groups, with each group choosing one child to be wrapped up. Have the chosen ones stand firmly while the other children wrap them in toilet paper, like a mummy. After they are wrapped completely, lay the children down on the floor. Then ask them to remove their own wrapping without tearing it, and leave it lying on the floor as though they were never in it. Explain to the children that in Christ's day, when people died, they were wrapped in linen cloth and laid in a tomb.



**Investigate For Yourself (Activity).** There may be an opportunity to visit a large display of the empty tomb set up somewhere in the church building. If not you will need to create your own tomb. This can be done in full scale or very small scale (shoe box size/diorama). Set up the empty tomb as it looked when Mary Magdalene and the other women arrived to complete the anointing of Jesus' body. The tomb was empty, the massive stone had been rolled away from the doorway, the linen wrappings were empty, and the face cloth was rolled up to the side. How many guards were there, and where did they go? Ask the students to take note of everything they can possibly see; record their findings for later discussion.

Invite a police officer or a detective to class to discuss with the students how to look at the evidence. The evidence of the resurrection is so strong that any other conclusion would seem false.



**Grave Clothes (Demonstration).** Before the children enter the classroom, set up some clothes on the floor to appear as if the body instantly disappeared. Arrange the shirt, pants, socks, shoes, etc... so that it appears the body was taken immediately. Then rope off this section and have a

teacher stand nearby to explain what happened. The teacher may also want to ask the students questions such as, “What do you think happened here?” “Why would the clothes be lying here with no body in them?”

**Debrief:** In today’s Bible lesson, we’re going to see how Jesus Christ rose from the dead and left His grave clothes in the tomb.

- What’s the Good News? (Activity/Discussion).** When the students arrive ask them if they have heard the “Good News.” Ask them if they know what the “Good News” is. Have some newspapers available (preview these first to make sure the articles they will be looking through are appropriate), and ask the students to see if they can find any reference to the “Good News.” Our newspapers are usually filled with anything but good news, and almost never have any reference to the “Good News.” We will learn what the “Good News” is today in our Bible Adventure, and how this news changed the world.
- 



### **Book:**

#### **Presentation Ideas –**

- Mary Weeps at the Empty Tomb (Illustration).** Use this picture to help illustrate this week's Bible Adventure, John 20:1, **JHN11.GF1.**
- The Tomb is EMPTY!! (Illustration).** Use this picture to help illustrate this week's Bible Adventure, John 20:3-9, **JHN11.GF2.**
- Jesus Appears to His Disciples (Illustration).** Use this picture to help illustrate this week's Bible Adventure, John 20:19-22, **JHN11.GF3.**
- Jesus Shows His Scars to Thomas (Illustration).** Use this picture to help illustrate this week's Bible Adventure, John 20:24-31, **JHN11.GF4.**
- Breakfast With Jesus and His Disciples (Illustration).** Use this picture to help illustrate this week's Bible Adventure, John 21:1-14, **JHN11.GF5.**
- Room With a Tomb (Drama).** Coordinate with Children’s Ministry to set aside a room for a tomb, (no pun intended) to be set up. This can be done with a tent or awning covered with black plastic. You may want to make simulated rocks out of crumpled grocery bags painted lightly with gray, black, or brown spray paint, and taped to the outside of the tomb. Use cardboard to create a large stone to roll in front of the tomb. At a pre-set time have two actors (teachers or helpers), burst into the classroom and tell the students to “come quickly; He is risen!” Then lead the class and rush to the tomb. Proceed to either act out the scene with Peter and John, or tell the story of Christ rising from the grave while in the room set up as a tomb. Make sure that you explain the details of the tomb, especially the “sealing of the tomb,” the Roman guards, size of the stone, etc....
- Time in the Tomb (Interactive Story Time).** Decorate a corner of your room so that it gives the idea that you have entered into the tomb. Invite the students to enter the tomb with you where you may read the Bible Adventure. Pretending that you are inside the tomb, talk about what you see, smell, and hear.
- Tomb Site (Demonstration/ Activity).** In Room 154, the tomb site will be set up, and classes may come in and examine the empty tomb and the other evidence for Jesus’ resurrection.

#### **Bible Adventure –**

The apostle John faithfully recorded what he had seen Jesus do, and what he had heard Jesus say. He said there were many others things he could have written, but he chose to write only some of them so that “you (the person reading his Gospel) may believe that Jesus is the Christ, the Son of God, and that by believing you may have life in His name.”

We've read some pretty amazing things about Jesus in the Gospel of John, haven't we? He turned water into wine, healed people, fed a huge crowd with a tiny bit of food, walked on water, and showed incredible wisdom when He spoke. However, John saved the most amazing miracle for the end of his Gospel--the resurrection of Jesus Christ. This is a big deal; the greatest event in history, and the foundation on which the Christian faith rests. Why is it so important? Because if Jesus did not rise from the dead, He could be put into a group with every other religious leader--a good teacher, but not God. The apostle Paul said it best in 1 Corinthians 15:14-19: "...if Christ has not been raised (from the dead), our preaching is useless and so is your faith. . .if Christ has not been raised, your faith is futile [ineffective]; you are still in your sins." Do you see how important the resurrection is? The resurrection is God's proof that when Jesus died on the cross in our place, His sacrifice was accepted by God. The resurrection is certain truth that Jesus is God! Let's look at this awesome event in history.

On Friday, Jesus went through several unjust trials, was beaten savagely, and nailed to a cross. He died an agonizing death, then was placed in a nearby tomb for burial. Early Sunday morning, Mary Magdalene and several other women came to the tomb to put more spices on Jesus' body. As they came near the tomb, they were shocked to see that the huge stone that had sealed the tomb was rolled away. They ran and told Peter and John what they had seen. They wondered if the religious leaders had come and taken Jesus' body away.

Peter and John came running to the tomb. John reached it first and peeked inside. He looked where the body had been laid and saw no body! There were only the linen cloths Jesus had been wrapped in! When Peter arrived a few minutes later, he went into the tomb and saw the cloths that had been covering Jesus' face neatly folded where His head had been. John wrote about these details to show that the evidence pointed to Jesus' resurrection, not to someone having stolen His body as Mary (and later others) imagined. If you were going to steal a body, would you go to the trouble of unwrapping it first? Would you neatly place the facecloth aside? Of course not. You would grab the body and run. Obviously, that is not what happened here. John began to remember what Jesus had told the disciples about His death and resurrection. He was beginning to see the tremendous importance of it.

Peter and John went back to tell the others, but Mary remained at the tomb crying. She looked inside and saw two angels sitting where Jesus' body had been. They asked her, "Woman, why are you crying?" She told them that someone had taken Jesus' body, and she did not know where they had taken it. She turned around and came face-to-face with Jesus, but she did not know it was Him; she thought He was the gardener! Jesus asked Mary the same question the angels had asked: "Woman, why are you crying? Who are you looking for?" Mary asked that if He was the one who had taken Jesus' body away to tell her where it was. Then Jesus said just one word to her-- "Mary." Instantly she knew it was Jesus. She was so full of joy she wanted to hold onto Him and never let go. But Jesus told her she would have to let go, for He was going to heaven to be with His Father. Jesus then told Mary to go tell the disciples that she had seen and spoken with Him; but when she did, the disciples refused to believe her.

Later that day, the disciples gathered in secret, out of fear of the Jewish leaders. Jesus' body was gone and they had no explanation for it. They even thought they would be blamed for it. Suddenly, Jesus stood before them and said, "Peace be with you!" They were terrified at first, but Jesus spoke to them and showed them the wounds in His hands and His side. When they realized it truly was Jesus, they were filled with wonder and happiness that their Lord and Master had risen from the dead and was now with them!

Thomas was not with the disciples when Jesus appeared to them. Later, when they told him about it, he proudly said he would not believe it until he himself could touch Jesus. Eight days later he got his chance. Jesus again appeared before the disciples, and had Thomas touch His body and told him not to doubt but to believe. Thomas did. Then Jesus said, "Because you have seen me, you have believed. Blessed are those who have not seen and yet have believed." (20:29)

The Bible records that Jesus spent about 40 days on the earth between His resurrection and His ascension into heaven. During this time, Jesus told His disciples to meet Him in Galilee. While they were waiting for Him they decided to go fishing. After an evening on the Sea of Galilee, they had not caught a single fish--not very good for a group of professional fishermen.

Early the next morning, Jesus stood on the shore and called to the disciples to throw their nets out on the right side of their boat. When they did as He said, their nets were bursting with a huge catch of fish. Then John realized it was Jesus standing on the shore. Peter dove into the water and swam to Jesus, leaving the others to pull in the huge amount of fish.

Jesus had fixed breakfast for them, and after they had eaten, He talked with Peter. Peter had had a miserable time in the last several weeks. Just before Jesus was arrested, he boasted that even if all the other disciples turned their backs on Jesus, he would not do so! It didn't take long to find out how wrong Peter was--in only one night he denied ever knowing Jesus not once, but three times! Afterward, Peter felt a deep hatred and sorrow for what he had done, and wept bitterly for his betrayal of Jesus. He must have felt as if Jesus could never trust him again, let alone use him for any kind of service to God.

Jesus asked Peter an interesting question--did he love Jesus more than the other disciples loved Him. Peter answered by saying yes, he did love Jesus; but the word he used for love meant a feeling, not a commitment. Again Jesus asked Peter, "Do you love me?" Peter knew what Jesus was asking—"Are you totally sold out to me?" Imagine what Peter was thinking. The last time he said he was totally sold out to Jesus, he failed His Lord, big time. So again, he could not use the same word for love that Jesus was using. A third time Jesus asked, "Do you love me?" Peter understood that Jesus knew all things and could see into his heart. This was a good place for Peter to begin again. Jesus told him what He wanted him to do--to care for others who placed their faith and trust in Jesus Christ.


John ends his gospel by saying that "Jesus did many others things as well. If every one of them were written down, I suppose that even the whole world would not have room for the books that would be written." John is saying that there is no way the entire life of Jesus could be recorded on paper, but he had faithfully recorded what God had told him to write, so that some would believe in Christ," and that by believing. . . might have life in His name." John's purpose in writing was to prove that Jesus is the Son of God. The crowning truth is in the resurrection--an event recorded not only in the Bible but by more historians than any other event in the history of the world! It's not some made-up story put forward by Jesus' followers; it was a true happening. The details in John's gospel prove without a doubt that Jesus did rise from the dead just as He said He would. Without the resurrection, our faith is useless. But because it is true, our faith can stand on the solid rock of God's Word.

John presented the evidence that Jesus is God's Son. He presented the evidence of Jesus' resurrection. Now you must weigh all of it and come to a decision. Will you believe and commit yourself to Him wholeheartedly? Or will you choose to ignore the evidence and reject His right to rule in your life? Jesus said that those who believe without having to see would be blessed. The truth is not "out there." It's in the pages of your Bible. Read it and believe!



### Look:



**The "Good News" Review (*Writing Activity*).**  Using **JHN11.GF6** ask the students to report on the resurrection. From the evidence gathered during the HOOK time and the details presented during the Bible Adventure, have them write a short article about the resurrection. In the spaces provided they should give the physical evidence found at the tomb, the historical evidence from the testimony of those to whom Jesus appeared, and the truth recorded in the Word of God. There is also a space at the bottom of the page for them to record what this resurrection represents for all who believe. If we believe this is true, how does that change our lives?



**Sharing the "Good News" (*Testimony Presentation*).** Invite someone to your class to share their testimony with the students. Find someone who experienced a radical transformation as a result of their belief in the resurrection of Jesus Christ, and their commitment and relationship with the risen Christ. As we confess this profession of faith, we are new creatures in Christ, and should now want to share our discovery (as did the disciples) with everyone in whom we come in contact.

- “Just the Facts” Worksheet (Worksheet).** Use this worksheet, **JHN11.GF7**, to discover all the facts related to the resurrection of Jesus Christ.
- Passage Review Questions (Worksheet).** This booklet contains many questions from the scripture passage covered in today’s lesson. Students may work on them in class and complete them during the week at home, **JHN11.GF8**.




**Took:**

- Opening the Gift (Activity/Craft).** Open the present or gift which you used during the HOOK time game/activity, and divide up the jellybeans into piles of black, red, white, and green. The other colors can be shared and eaten during this activity. Explain that the gift we are given by Christ (signified in His resurrection) is the gift of new life in Him--eternal life. Use these jellybeans in whatever way you choose to demonstrate the Wordless Book presentation of the Gospel. They could be threaded on yarn or strung for bracelets or necklaces. They could be pasted on a piece of cardstock with the memory verse pasted below. They could be used to decorate a colored picture of Jesus appearing to the disciples. Make sure the students understand what each color represents, and how without Jesus’ resurrection, the Christian faith would be useless. The resurrection of Jesus Christ is the pinnacle for the Christian belief. Because it is true, our faith can stand on the solid rock truth of God’s Word. Allow the students time at the end to present the “Good News” to someone else in class. Challenge them to do this with other friends this week.
- Serving My Risen Lord (Craft/Discussion).** Review John 21:15-17. The purpose of this narrative is to demonstrate that true belief leads to faithful and loving service for Jesus Christ. How does Jesus tell Peter to serve Him? What does Jesus say is the reason for this service? Use **JHN11.GF9** and complete the first portion which talks about what Jesus tells Peter to do. The remaining portion of the card is for the student to fill in the ways in which they can serve Jesus. Color and decorate as you choose. Punch a hole and tie a yarn or ribbon through as a means of hanging up the card.
- How Will I Respond? (Craft).** Once we have heard the “Good News” that Jesus--the perfect and sinless lamb of God--came to earth as a man, dwelt among men, was crucified for our sins, was buried, and rose from the tomb conquering death and providing a way for man to live eternally with God, how will we respond? Using a piece of card stock, cut out the shape of a rock or tomb; cut out a circle in the middle of that shape. With another piece of card stock cut out a circle that will cover the middle (this will be the rock that will cover the face of the tomb; fasten the rolling rock to the tomb with a brad). As the stone is rolled away revealing the empty tomb, what is your response? Encourage the students to write inside the space provided within the tomb just what the resurrection of Jesus Christ means to them. If he/she is not a Christian, they might write a desire to accept Him as Lord and Savior. If they are a Christian, they might write how thankful they are, and how they want to serve Christ. If you want to use the tomb to represent the power of Christ, use the space to write the attributes of God inside.
- The Right Response to the Resurrection (Worksheet).** This worksheet, **JHN11.GF10**, can be used to apply today’s Bible lesson. Have the children fill out the answers and spend a few minutes asking them the questions on the bottom of the worksheet. This will be an appropriate time to challenge them with the truth of the resurrection and how it should affect our lives.


# Mary Weeps at the Empty Tomb



The Tomb is EMPTY!!



# Jesus Appears to His Disciples



# Jesus Shows His Scars to Thomas



# Breakfast with Jesus and His Disciples



# The Good News Review

The Tomb Was EMPTY!!!

---

---

---

---

---

---

---

---

---

---



Evidence Found at the Scene!

---

---

---

---

---

---

---

---

Reports by Eyewitnesses:

---

---

---


---

---

---

---

---




Those Who have been affected by the Resurrection!

---

---

# Just the Facts


Look up the following verses beneath each picture.  
Write down the "fact" that proves the resurrection of Jesus Christ was real.



John 19:30-33

---

---



Matthew 27:65-66; 28:11-15

---




Matthew 28:11-15

---



John 20:20, 26-28


---



John 20:1-7

---

---



John 20:8, 16-18, 19-23


---



John 21:15-19

---

---



John 19:30-33

---

---

37. Peter turned and saw the disciple whom Jesus loved was following them, who was this disciple? 21:20
38. When Peter saw him, what did Peter ask Jesus (he was curious about what would happen to him)? 21:21
39. How did Jesus answer Peter? 21:22
40. Because of this what rumor spread among the brothers? 21:23
41. Did Jesus say that this disciple would not die? 21:23
42. If everything that Jesus had done was ever written down, would the whole world have room for all the books that would be written? 21:21

## Passage Review Questions

### John Chapter 20 - 21

1. Early on the first day of the week, while it was still dark who, went to the tomb and what did she see there? 20:1
2. When Peter and the other disciples heard the news from Mary where did they run to? 20:3
3. What then did this disciple do when he reached the tomb? 20:5a
4. What did he see in the tomb? 20:5b
5. Who went into the tomb first? 20:6a
6. What did Peter see in the tomb? 20:6b
7. Where was Mary and what was she doing?? 20:11
8. Who did Mary see? 20:12
9. When she turned around who was standing there and did she recognize him? 20:14
10. What did Jesus say to Mary? 20:15a
11. Who did Mary think he was, what did she ask him? 20:15
12. Jesus said what word to her so that she instantly recognized him? 20:16

13. Read the first sentence of verse 17 and write down why you think that Jesus said this? 20:17
14. Mary Magdalene went to the disciples with what news? 20:18
15. What happened on the evening of that first day of the week when the disciples were together? 20:19
16. How were the doors and why? 20:19
17. What did Jesus say to His disciples? 20:19
18. What was the disciples reaction to seeing Jesus? 20:20
19. Who was not with the disciples when Jesus came? 20:24
20. When the other disciples told him that they had see the Lord, what did this “doubting” Thomas say? 20:25
21. What happened, 1 week later at the same house and who was with them this time? 20:26
22. What did Jesus say to Thomas? 20:27
23. What did Thomas say to Jesus? 20:28
24. What was Jesus’ reply to him? 20:29

25. Why were these things written? 20:31
26. Where else did Jesus appear to his disciples? 21:1
27. What did Simon Peter decide to do and did the others join him? 21:3
28. When night came what had they caught? 21:3
29. Early in the morning who stood on the shore? 21:4
30. What did Jesus tell them to do? 21:6b
31. What happened when they did as Jesus told them? 21:6
32. Simon Peter dragged the net ashore. What were the size of the fish and how many were there? 21:11
33. Jesus came and what did he do with the bread and then did the same with the fish? 21:13
34. What number in appearances did this make to his disciples after he was raised from the dead? 21:14
35. When the disciples had finished eating, what did Jesus say to Simon Peter? 21:15
36. What did Simon Peter say? 21:15

# Serving My Risen Lord

John 21:15 - 17

Jesus tells Peter

---

---

We serve Jesus because we \_\_\_\_\_ Him.



Ways I can serve Him

---

---

---

---

---

---

# Serving My Risen Lord

John 21:15 - 17

Jesus tells Peter

---

---

We serve Jesus because we \_\_\_\_\_ Him.



Ways I can serve Him

---

---

---

---

---

---

# The Right Response to the Resurrection

Compare the response of Thomas with the response of the apostle John. Then answer the questions on the bottom with your teacher.

## **Thomas' Response**

Read John 20:24-29

## **John's Response**

Read John 20:1-10

## **What is the Right Response?**

Read John 20:30-31

Which of the two disciples had the right response to Jesus' resurrection?

What was wrong with Thomas' response?

What should be the right response to the resurrection?

Is this your personal response to Jesus Christ?

Do you know of anyone who has not responded rightly to Him?