

Materials I Need:

Legend:



= Option 1, Appropriate for 1st – 2nd Grade

= Option 2, Appropriate for 3rd – 6th Grade

Memory Work:

“For God so loved the world that He gave His one and only Son, that whoever believes in Him shall not perish but have eternal life.” John 3:16

Aim Questions:

1. What happened at the wedding at Cana that prompted Jesus to perform this miraculous sign?
2. What evidence does John give to show that this was a real miracle?
3. What did Jesus do when He saw the animals and moneychangers in the temple?
4. What sign did Jesus give to the people when they asked for one?
5. Who was Nicodemus?
6. What does it mean to be “born again?”



Hook:



Wedding Pictures (*Visual Activity/Discussion*). Bring in photo albums from your wedding and talk about the events that took place before, during, and after. You probably didn't have any miracles performed at your wedding, but it might be fun to share some personal stories. Ask the children if they have ever attended a wedding. See what similarities they can find between the different weddings they have attended. Our weddings today are similar in some ways to those that occurred during Bible Times. However, there are many differences. Do a little research to be able to compare and contrast the weddings we have to those like the one attended by Jesus at Cana. There are several good references in the church library and many available at the public library. It would be great to share pictures or drawings of the activities associated with traditional Jewish weddings during the time of Christ, together with those of your own.



The First Sign: Miracle at Cana (*Pop-Up Craft*). Copy **JHN02.GF1 Pg.1** onto brown card stock, fold in half and cut out door. Copy **JHN02.GF1 Pg.2** onto light colored card stock, cut out and color each picture. Attach Jesus and bride/groom to each side of inside of the door. Pay special attention to the picture of Jesus with the jugs when cutting and folding. (Fold flap-A and flap-B back, and remove the triangle in the middle. Fold this picture in half and glue into the door. Your end result should have Jesus with the jugs popping out at you when you open the door!



Fermentation (*Discussion*). The grape harvest began in July and continued through October. The grapes were brought from the vineyards in baskets and were usually spread out for a few days in the sun, the effect of which was to increase their sugar content. The grapes were then placed in wine vats and trodden with bare feet by the men.

The usual wine vat consisted of three sections, two rectangular or circular rock-hewn pits at different levels connected with a channel. In the large upper pit the grapes were trodden, the juice pouring into the lower vat. The upper vat was usually twice the size than the lower and only half as deep.

After the grapes were trodden usually the new wine was left in the vat to undergo the first fermentation which took from four to seven days. If the vat had a spout the wine was run off into jars or wineskins to complete the process of fermentation. For new wine it would last from two to four months when the wine would be ready for use. It would then be placed in smaller jars and skins. At this time the wine was strained through an earthenware, metal, or linen strainer to eliminate such things as grit and insects. The lees or solids (parts of the grapes left from the troddening) that sank to the bottom of the wine after fermentation were sometimes used to create a more complex or desired flavor in the wine. The lees were sometimes stirred and then allowed to set for a longer period of time to allow for a deeper flavor in the wine before being poured off.

To aid in further maturing or aging the wine and to guard against undesirable thickening on the lees (also called dregs) it was periodically poured from one vessel to another. When the wine was refined and ready to be stored for long periods of time it was poured into jars lined with pitch which were then sealed and placed in the "wine cellars". The longer the wine was stored the better flavor.

The time that it took the juice to turn into wine took from 2 to 4 months for the new wine to two years or longer for the better wine.

The Hellenistic practice of mixing wine with "much" water was common in Palestine. The reason was, was that there was no way to purify water and water in large cities even in the days of Christ were often polluted and wine was used as a disinfectant.

There apparently were no attempts made to preserve wine in an unfermented state because it was impossible in ancient times in Palestine.

On an interesting note read in a history journal. If you want to have grape-juice all year, put it in an amphora (a two-handed jar with a narrow neck, used by the ancient Greeks and Romans to carry wine or oil) and seal the cork with pitch; sink it in a fish pond. After 30 days take it out. It will be grape juice for a whole year.



Party Time! (Discussion). Discuss with the class what it would be like if they were throwing a party for their parent's birthday. Tell them that this would be a very special birthday and many guests were invited to attend. Ask them what kind of special things they would want for this very special occasion. Then ask them how they would feel if they saw the guests ignoring your parents? How would they respond if they saw the guests opening up the gifts for themselves and then selling the gifts to the highest bidder?


Debrief: In today's Bible lesson, we're going to see how Jesus responded when people turned His Father's house, the temple, into a marketplace.




Is this some trick? Turning water into wine trick (Craft). Take two large identical clear jars. (canning jars or pickle jars) and fill them both with water. Put drops of red and blue into one of them to make a purple wine color. Before the kids come into class set up a little booth so that the jar of clear water is on top and the wine colored water is underneath and hidden. Tell them you are going to change the water into wine. Put the jar of clear water underneath your protected booth and say some silly magic words. Then bring up the water with food coloring. It's okay if it looks a little cheesy. Use the trick to discuss the difference between a miracle and a trick. A trick uses normal things in creative ways. A miracle is God making normal things change the way they act so they do or become something a man can't make them do. Jesus didn't just do a trick. He turned plain water into wine. Only God can do that.





Book:

 **Jesus Turns Water to Wine (Illustration).** Use this coloring page to help you with today's lesson, John 2:1-11, JHN02.GF2.

Presentation Ideas –

 **Nicodemus Role Play (Role Play).** Have someone dress up as Nicodemus and tell the story regarding his talk with Jesus. You may want to turn down the lights and light only a candle to simulate nighttime. Give first-hand information regarding what he first thought about Jesus, and then how he was confused about the idea of being “born again.” Also talk about the message of salvation that Jesus gave and how Nicodemus later believed in Him.

 **Presentation (Idea).** Have seven children dress up in clothes that you have brought. Have the remainder of the students pretend to be people attending the wedding. (You will need clothes for Jesus, Bride, Groom, Jesus’ mother, servant, and 2 disciples). Bring 3 jugs, bottles, or pitchers, etc. to use as wine decanters. Either pretend that the jugs are full or prior to class fill one of the pitchers with water, one with very watered down grape juice, and one with the best grape juice that you can find. As you tell the story of the wedding at Cana have the children act it out. You act as the moderator. (You might pretend to be a reporter who is attending the wedding and reporting on the events.)

 **Snack Time! (Snack).** Prepare three jugs or pitchers prior to class. Option: This may be done as you are acting out the bible adventure. With snack (possibly wedding cake) serve very watered down kool-aid to half of the class. (Make sure that you do not have enough for all the children.) Then comment loudly that you do not have enough (wine) for the entire class. Ask the helper to get some more (wine) for the rest of the people. The helper returns and says that there isn’t enough for everyone and that you only have pitchers of water. When the helper returns comment that the wine looks different. Take a taste and comment that the wine tastes much better than the other wine that has already been served. Serve the remaining children with the (better) wine, and ask the children if they would like to try the better wine. During the remaining snack time discuss the story.

Bible Adventure –

The apostle John didn’t beat around the bush when he told others about Jesus Christ. In the very first verse of his gospel, John wrote, “The Word (Jesus) was God.” You can’t get more plain than that. John began to give reasons why he would make such a statement. First, Jesus existed in the beginning with God and was active in the creation of the world. Second, there were many eyewitnesses who knew that Jesus was more than just a man--He was God! Now John would write about the things these eyewitnesses saw Jesus do and the things they heard Him say. Throughout the gospel of John, the apostle shared seven signs that would prove beyond a shadow of a doubt that Jesus Christ truly is the Son of God. We’ll look at the first of those seven signs today.

Three days after Jesus called His first disciples to follow Him, they all attended a wedding. Jesus’ mother, Mary, was also invited to the wedding. In those days Jewish weddings would usually last seven days, during which the family having the wedding would serve their guests lots of food and wine. There was no way to purify water then, so people would mix the water with wine for drinking.

Sometime during that seven days, the host ran out of wine. This was a serious matter for them and could be very embarrassing if the guests found out. To save them this embarrassment, Mary came to Jesus and told him that the wine was all gone. Very gently, but also very firmly, Jesus let His mother know that she must not think of Him only as her own son, but as the Messiah sent by God with a special mission. In spite of that, though, He told the servants to fill six stone waterpots standing nearby with water. When they had filled them up to the brim with water, He told the servants to take some out and serve it to the master of the banquet. When the master tasted it, he was surprised to be tasting some excellent wine! He called the host over to him and complemented him on saving his best wine to serve last. The servants knew that they had placed water in those waterpots. No one had added anything; no one had touched it except the servants who had carried it to the master of the banquet. Jesus had somehow changed water into wine! Who is the only One capable of making something from nothing? Only God can. With a word Jesus created the heavens and the earth. It was not difficult for Him to create wine from water. This was the first of the seven signs recorded in John’s gospel that give proof

that Jesus Christ is God.

After the wedding, Jesus, His disciples and His family, went to Jerusalem to celebrate the Passover. As He entered the temple area, He saw things that made Him very angry. In the outer courtyard, people would buy animals to sacrifice to the Lord. But that day Jesus saw greedy merchants selling animals at very high prices. He saw moneychangers who were cheating people by charging high fees as they exchanged foreign money for the kind used in Jerusalem. The money was needed to pay the temple tax. These merchants were taking advantage of the fact that there were many people in Jerusalem who had come for Passover, and their need to pay their taxes and make sacrifices. They saw a way to make money for themselves. There was no thought on the part of the merchants of providing a service for the people who came to the temple, just a desire to see what they could get out of it. This was the attitude and action that so angered Jesus. The Bible tells us that Jesus had a huge respect for the holiness of God's house, the temple. He saw that God's house was not being used as a place where His people worshipped and loved their God. It had become a place where money was the focus and God was forgotten. Jesus felt so strongly about this that He found some cords and made a whip. He took the whip and drove out the greedy men who had turned His Father's house into a kind of supermarket!

The temple leaders asked Jesus what authority He had to be doing this, and He answered by predicting His death and resurrection. The temple leaders wanted a sign from Jesus to prove His authority and He told them about the greatest sign they could imagine--He would conquer sin and death for His people once and for all!


While Jesus was still in Jerusalem, a man named Nicodemus came to Him at night. You see, Nicodemus was one of the Jewish religious leaders, a Pharisee, and he did not want anyone to see him talking with Jesus. Nicodemus had heard about the miracles Jesus was doing and understood that Jesus had power and authority, for he knew that no one could do what Jesus did without it. He said this to Jesus, and the two men had a very interesting conversation. Jesus told Nicodemus how he should respond to all he had seen and heard. He challenged Nicodemus to believe in Him: "No one can see the kingdom of God unless he is born again" (3:3).


Nicodemus didn't understand what Jesus meant by this. He knew it was impossible for a man to go through the physical process of birth a second time. Jesus explained that in order for a person to enter into the kingdom of God, he must be born into God's family through the work of the Holy Spirit in his heart and the cleansing of his soul (3:5). The Holy Spirit does His work where He wishes to and always leaves evidence in the life of those whose hearts He has changed.

Nicodemus still did not fully understand what Jesus was trying to tell him. Even though he was a respected teacher of Israel at that time, Nicodemus was clueless when it came to understanding God's plan revealed in the Old Testament to save His people. Using examples from the Old Testament, Jesus taught Nicodemus about God's plan of salvation--that it involves an act of faith, not some outward religion. And that faith must be placed in God's Son. Jesus told Nicodemus God's plan of salvation in a nutshell. It's a verse many of you know by heart: "For God so loved the world that He gave His one and only Son, that whoever believes in Him shall not perish, but have eternal life" (3:16). For those who place their faith and trust in Jesus Christ alone to save them, God's gift to them is eternal life! Here we see the mission of Jesus Christ. There is no mistaking it, the only way to inherit eternal life is to believe in Him, and Him alone. The Bible makes it plain that to reject Jesus is to reject God Himself.

In His talk with Nicodemus, Jesus said that whoever did not believe in Him was condemned, being separated from God forever. The kind of belief Jesus was talking about was more than just head knowledge. It means we know, without a doubt, that Jesus Christ is the only one who can save us. It means we trust His words as being truth, and we rely on Him to change us from the inside out. We don't rely on our money, our good works, or anything else to save us--just Jesus. Jesus is God. It doesn't make sense to put our faith and trust in anything less.


 **Look:**


 **Passage Review Questions (Worksheet).** This booklet contains many questions from the Scripture passage covered in today's lesson. Students may work on them in class and complete them during the week at home, **JHN02.GF3**.

 **Children (Discussion).** Ask the children what characteristics they share with their parents. They will probably bring up physical characteristics (hair and eye color, etc.) which is fine, but direct the discussion toward other traits such as same sense of humor, love of music, hobbies, mannerisms (i.e., hand gestures, facial expressions), speech patterns and sayings, etc. When we are born (or brought) into a family, we desire to please and emulate the parents of that family. In the same way, when we are born again (spiritual birth) we are children of God and we desire to be like Him.



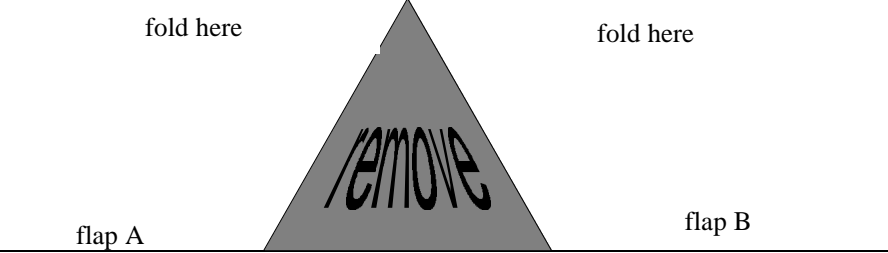

Took:

 **Only One Way (Craft).** As Nicodemus inquired with Jesus as to "How can a man be born when he is old?" Jesus explained that in order for a person to enter into the kingdom of God, he must be born through the work of the Holy Spirit and his soul must be cleansed (3:5). Jesus tells him that true salvation involves an act of faith, not external religion (3:13); and His discourse culminates in the infamous verse, John 3:16. For those who place their faith and trust in Jesus Christ alone for salvation, God's free gift to them is eternal life. Jesus is the only way. Assemble the craft per the instructions on **JHN02.GF4**. Sample provided for reference.

 **Born Again? (Discussion).** What does it mean to be "born again?" Nicodemus was confused when Jesus told him that in order to become a Christian, he needed to be born again. What do you think this means? Why do you think Jesus used this phrase? What do you think Jesus was referring to when He said, "You must be born again?" Have the children look up the following verses to help them in their understanding: 2 Corinthians 5:17 & 1 Peter 1:23.

Debrief: The phrase, "born again," means that we must be spiritually reborn. We were physically born into the world and with that first birth, we were born with sin in our hearts. That is why even when we were young, we sinned a lot. The second birth refers to the sin being removed by Jesus alone. As the Bible says, when we are born again, we become completely changed from the inside out and our desires long to do what God wants us to do rather than what we want to do.

John 2:1-10



Jesus Turns Water to Wine



36. Where did Jesus and his disciples go, and what did they do?
3:22
37. Where was John, and what was he doing? 3:23

38. What broke out between John and his disciples and certain
Jews? 3:25a
39. The one who comes from above is what? 3:31a

40. The one who is from the earth belongs where and speaks as
one from where? 3:31b

41. The one who comes from heaven is above what? 3:31c

42. Who loves whom and has placed everyone in his hands?
3:35
43. Whoever believes in the Son has what? 3:36

44. What about a person who rejects the Son? 3:36b

45. What remains on that person? 3:36b

Passage Review Questions

John chapter 2 and 3

1. What took place at Cana in Galilee? 2:1a

2. Whose mother was there? 2:1b

3. Who also had been invited to the wedding? 2:2

4. When Jesus' mother told Him about the problem, what did
He answer her? 3:4

5. What did Mary tell the servants? 2:5

6. What stood nearby, and what were they normally used for?
3:6a

7. How large were they? 3:6b

8. What did Jesus have the servants do? 2:7

9. What did the master of the banquet say to the bridegroom?
2:10

10. What was this that Jesus performed at Cana? 2:11a

11. What did Jesus reveal and what did His disciples do? 2:11b

12. What was this that Jesus performed at Cana? 2:11b

13. After the wedding where did Jesus, his mother, brother and disciples go to for a few days? 2:12
14. What was coming up, and where then did Jesus go? 2:13
15. What did Jesus find at the temple courts in Jerusalem? 2:14
16. What was Jesus' reaction to this? 2:15
17. What did Jesus say to the sellers? 2:16
18. What written saying did the disciples remember? 2:17
19. What did the Jews demand of Jesus? 2:18
20. How did Jesus answer them? 2:19
21. How many years did it take to build the temple? 2:20
22. What temple was Jesus talking about? 2:21
23. Would the disciples after Jesus was raised from the dead remember this? 2:22
24. While Jesus was in Jerusalem doing all these miraculous signs what happened to many of the people? 2:23

25. What would Jesus not do to them and why? 2:24
26. What did Jesus not need and why? 2:25
27. There was a man of the Pharisees a member of the Jewish ruling council, what was his name? 3:1
28. When did he go to see Jesus and what did he ask him? 3:2
29. How did Jesus answer him, and what was the confused question of Nicodemus'? 3:3-4
30. How did Jesus explain this to Nicodemus? 3:5-8
31. What question did Jesus ask Nicodemus? 3:10
32. How did Jesus explain all that He had told Nicodemus? 3:11
33. Jesus spoke to Nicodemus of earthly things (the wind). Did Nicodemus believe? 3:12a
34. Who was the only one who has gone into heaven and has come back from heaven? 3:12b
35. What was the OT happening that Jesus compares to what would happen to Himself? 3:14

ONLY

ONE WAY

TO THE KINGDOM

FOLLOW

JESUS CHRIST

Yarn

Instructions for craft: Cut out the five signs above. Paste each sign to a slightly larger piece of construction paper. Attach these signs in order as shown above using two pieces of yarn which run from the top of the first sign to the bottom of the last sign. Attach these pieces of yarn approximately 2 1/2" out from the center in both directions. Leave enough slack in the yarn between signs so that they swing freely from each other. Attach a loop of yarn at the top so that the entire sign can be hung.