

Materials I Need:

Memory Verse:

Two- and three-year-old verse: John 3:16: "For God so loved the world that He gave His one and only Son."

Four- and five-year-old verse: John 3:16: "For God so loved the world that He gave His one and only Son, that whoever believes in Him shall not perish but have eternal life."

Aim Questions for 2's & 3's:

1. Did Jesus go to a wedding where the family ran out of grape drink? *(Yes)*
2. Did Jesus tell the servants to fill the water jars with water? *(Yes)*
3. Did Jesus make the water turn to new grape drink? *(Yes. It was Jesus' first miracle. Only God can make water turn into wine.)*
4. Did Jesus turn the water into grape drink because He is the powerful Son of God? *(Yes. Say the memory verse.)*

Aim Questions for 4's, 5's & K:

1. What was Jesus' first miracle that He did at the wedding party at Cana? *(Jesus turned water into grape drink at the wedding party.)*
2. What did Jesus' miracle of making grape drink from water show about Him? *(Only God can make something out of nothing. Jesus' miracle showed that He was the one and only Son of God.)*
3. What did Jesus tell Nicodemus when he came to Him at night? *(Jesus told Nicodemus, "You must be born again.")*
4. Was John the Baptist jealous or upset because Jesus had more people coming to listen to Him? *(No. John was full of joy that the Son of God had come to earth. Say the memory verse.)*

Key for symbols:

- This box symbol represents ideas that can be used for two-year-olds through kindergarten. Please remember to slow down the pace for two-year-olds and keep the pace moving for five-year-olds.
- ② This symbol represents ideas that are best used for two- and three-year-olds.
- ④ This symbol represents ideas that are best used for four-year-olds through kindergarten.

Hook:

- Squishing Grapes Center:** Materials needed: Deep pan or clean dishpan, washed bunches of grapes (with seeds), several cans of food (unopened with labels removed) for weight, work shirts, vinyl tablecloth, small drinking cups. Help the children pull the grapes off the vine, being careful to remove the stems, and place them in the pan. Take turns pressing the cans into the grapes. What happens to the grapes? Carefully pour some of the juice into a cup and allow the children to taste the grape juice. In today's Bible Adventure, Jesus performs His first miracle by turning plain water into very good wine. "We have made grape juice today but if we let our juice sit out of the refrigerator for awhile, it would turn into wine. Jesus' miracle was that He had turned water, not grapes, into wine and had done it very quickly."

- Wedding Role Play:** Bring dress-up clothes for the bride and groom and fancy hats, gloves, purses, shoes, artificial flowers, and dishes for the guests. Role play a wedding ceremony with a party to follow. Read up on wedding customs during Jesus' day.
-

- Wedding Book Center:** Bring several wedding albums to class and allow the children to study them. Have the teacher talk about his/her own wedding and point out the bride and groom. Include pictures of the wedding cake and reception. Ask who has been to see a wedding. Explain that the wedding in today's Bible Adventure lasted seven days and people could eat and drink a lot in seven days. Today's story tells that one family had run out of wine for the guests to drink so Jesus helped them by performing a miracle. Jesus did something that only God was able to do.

- Creation Review:** Use the flannel board or cut out pictures of items that God, the Son, Jesus, created. Tell the children what was created on a particular day and let them pick out those pictures to display God's creation for that day. Emphasize that God can make something from nothing just by saying the words to make it so.

First Day: Day and Night

Second Day: Sky

Third Day: Land, Seas, and Vegetation

Fourth Day: Sun, Moon, and Stars

Fifth Day: Fish and Birds

Sixth Day: Animals and Man

Seventh Day: God made it perfectly good (picture of the Garden of Eden)

- Creation Picture Match Game: (JHN02ECGF6)** Make creation cards by cutting the GF6 creation pictures apart. To play the game, turn the creation picture cards face down on the floor or table and let the children take turns trying to turn over a match. Discuss how Jesus was with God and made everything out of nothing by simply speaking words. Today's Bible Adventure story tells us about Jesus doing the same thing at a wedding.

- Disciples Pictures: (JHN02ECGF6)** Using the pictures of the disciples (GF6), have the children color and then cut along the lines to make strips of the disciples. Have a leader staple one end of the strips together to make a book. The disciples were men that Jesus chose to teach and to live with Him. There were twelve disciples who traveled with Jesus.

- Trick Demonstration Center:** Have one of the leaders prepare and present a simple trick for the small group. Talk about it being a trick and not a miracle. Show how it is done. Explain that only Jesus can perform miracles (unexplained by the laws of nature). Jesus made things happen by simply speaking words because Jesus is the powerful Son of God.

- Disciple Wheel Game Board: (JHN02ECGF6 and JHN02ECGF8)** To make a "Disciple Wheel" game board, begin with a 12" x 18" piece of cardboard. Cover the upper side of the cardboard with colorful paper, if desired. In the center of the right half of the cardboard game board, glue the GF8 circle. Younger children might be able to play the game if you also put the duplicate alphabet letter by each disciple's picture. The spinner is the GF8 arrow that has been glued to a 7" x 1 1/2" cardboard arrow and laminated, if desired. The center of the spinner is then hooked to the center of the alphabet wheel by poking a brad paper fastener through both layers of cardboard. The GF6 disciples can be cut apart and glued to the left half of the game board. The teacher can have the children make the "Disciple Wheel," or the teacher can make one before class. The Children's Department has a sample game board for teachers to see. Each child will take a turn spinning the arrow. When the spinner lands on a letter, the child will repeat the disciple's name that the letter represents. For example, if "M" is spun, the child would say, "M" is for "Matthew." Sing "Jesus Chose the Disciples," from the Song section. Each child will get a turn. Keep this game board for fun review during Hook time in the coming weeks or if there is extra time at the end of class.

- Wedding Collage:** Provide two large people drawn on butcher paper. Let boys color and clothe the groom and girls do the same with the bride. Glue appropriate fabric strips on each. Add silk flowers. Discuss what happens at a wedding. Discuss what a wedding was like when Jesus was alive. A wedding was a ceremony to unite a man and woman once for their whole life here on earth. The family of the bride had the wedding ceremony at their home and invited family and friends to come and celebrate with a feast that lasted for seven days. The groom would put on special clothes including a turban and go to the bride's parents house accompanied by his friends, musicians, and

singers. After the ceremony they would all travel back to the groom's parents home for a feast for seven days. People would gather along the streets to watch them walk by. Discuss serving diluted wine at the feast along with special foods.

Paper Creations: Give each child several small pieces of colored construction paper cut in different shapes. Ask them to try to make their papers look like something (cat, ice cream cone, butterfly, house, car, etc.). Ask them if they could ever make a real cat, butterfly, house or car out of nothing. Tell them that God the Father and God the Son, Jesus, could make something out of nothing. They did it at creation and we will hear about another time Jesus made something from water.

④ **Polaroid Pictures: (JHN02ECGF5)** Bring a camera today and take Polaroid pictures of groups of children so that the individual faces are small enough to tape on the GF5 picture during the Took time. Talk about the children's features--hair color, eye color, length of fingers and toes, etc. Talk about being born with these features. God makes each child unique and loves each one. Later in the morning, talk about how Jesus told Nicodemus that we must be born a second time to become part of God's family.



Book:

Presentation Ideas -

Color and mount the **JHN02ECGF1, JHN02ECGF2, JHN02ECGF3, JHN02ECGF4, JHN02ECGF5,** and **JHN02ECGF6** pictures on construction paper. Show them as you tell the Bible Adventure. Save the pictures and use them for review as you continue through the gospel of John.

Bring a bunch of grapes and raisins. Show the children what happens to grapes when they are dried. Crush the fresh grapes and show the juice that comes from the grapes. To make grape juice for a party, you would have to use a lot of grapes, crush them, remove the skins, and put the juice in a jar. God made grapes in the beginning, didn't He? Jesus, as God, spoke words that created grapes in the first place so He could certainly speak words and make grape drink without using any grapes at all. Jesus did a wonderful miracle and proved that He is the Son of God.

Have a jar full of water and ask the children if they could make anything out of this water. They would have to have something to add to it to make anything. Could we look at this and make Koolaid or soda or juice? No way! We would have to add something to it. Jesus could make something out of water alone because He is God the Son. Listen and find out.

Enlarge and laminate the **JHN02ECGF1** map of Israel and mount it on the wall to be used throughout the gospel of John. Tape **JHN02ECGF7** people and objects on the map as you tell about the events that happened there. Tape GF7 picture of John the Baptist baptizing by Jericho. Put the GF7 jug at Cana to represent the miracle of turning water to wine. Put the boy Jesus at Nazareth, then move his mother from Nazareth to Cana as you talk about the wedding. Move the GF7 picture of Jesus and His disciples up the Jordan River to Cana, then back to Jerusalem.

Betty Lukens flannel graph figures can be used for the two-year-old story.

④ Ask a teacher to dress up as Nicodemus and come into a darkened room full of children. He could tell his story of first-hand experience with Jesus or he could role play with another teacher appearing to be Jesus.

Bible Adventure for 2's & 3's-

(Show the review 1JN01ECGF2 picture.) The Apostle John wrote the gospel of John to tell about Jesus being the only Son of God who came from heaven.

(Show last week's review JHN01ECGF2 picture.) Last week, we learned about John the Baptist who was baptizing people by the Jordan River. John said, *(Speak in a low, clear voice.)* "Repent and be baptized. Repent and be baptized."

(“Walk” a small GF7 picture of Jesus from Nazareth to Jericho on the large, wall map.) Jesus was a grown man when He left his home in Nazareth and came to John the Baptist at the Jordan River to be baptized. God the Holy Spirit came to Him, looking like a dove, and God the Father said, "This is My Son whom I love."

(Show the GF6 faces as you name the disciples.) Jesus chose His disciples one at a time. First, there were Peter, Andrew, James and John. Next came Philip and Nathanael. Then Jesus chose Matthew, Thomas, Simon, two named James, and two named Judas.

(Show the JHN02ECGF1 map of Israel. "Walk" Jesus and His disciples from Jericho to Cana.) Jesus walked with His twelve disciples to the town of Cana.

("Walk" Mary from Nazareth to Cana.) Jesus' mother, Mary, came to the wedding of her friend. (Show a picture of a bride and groom.) A wedding is where a man and woman get married. Jesus and His disciples were invited to the wedding, too. It was a happy celebration time when Jesus' friend was married at Cana.

(Show the JHN02ECGF2 picture.) The wedding party lasted seven days. (Hold up seven fingers and count to seven.) There were so many people at the party that the groom's family ran out of grape drink. In those days, people couldn't just run to the store and buy more food and drink. When the grape drink was gone, there was nothing to drink but water.

Jesus' mother came to Jesus and said, "They have no more grape drink for the party."

Jesus saw six stone water jars standing empty nearby. He said to the servants, "Fill those jars full of water." The servants obeyed and filled the jars to the brim.

Jesus said to the servants, "Now take some out and take it to the steward in charge of the wedding party." The servants did as they were told.

When the steward tasted the water that Jesus had turned into fruit drink, He said, "This is the best drink I have ever tasted. Usually people serve their best fruit drink first and then later serve the cheaper punch that doesn't taste as good. You have saved the best for last."

(Show a glass of water and a glass of grape juice.) Only God could make water into grape drink. This was the first miracle Jesus did that showed who He was, the Son of God. The disciples saw the miracle Jesus did and believed in Him.

(Show the faces of the disciples again. Say, "Nathanael said, 'Jesus, You are the Son of God.' John said, 'You are the Son of God.'" Continue as interest allows.)

Prayer: Dear God, thank You for Jesus, the Son of God. Thank You for His power that could turn water into grape drink. He is the mighty Son of God. In Jesus' name, Amen.

Bible Adventure for 4's, 5's & K-

(Show the review 1JN01ECGF2 picture.) Who can tell me the name of the apostle who wrote the gospel of John? (John) What did Apostle John want us to know about Jesus? (Jesus is the Son of God.)

(Show last week's review JHN01ECGF2 picture.) Whom did we learn about last week who was preaching and baptizing people by the Jordan River? (John the Baptist)

(Put the GF7 picture of the boy Jesus at Nazareth. "Walk" the GF7 picture of Jesus from Nazareth to Jericho on the large, wall map. Show last week's review JHN01ECGF3 picture.) Jesus was thirty years old when He left his home in Nazareth and came to John the Baptist at the Jordan River to be baptized. God the Holy Spirit came to Jesus and God the Father's voice came from heaven saying, "This is My Son whom I love."

(Show last week's JHN01ECGF4 picture) People were hearing about Jesus being the Son of God. Some of John the Baptist's disciples started following Jesus instead of staying with John. Jesus chose His disciples one at a time.

(Show the GF6 faces as you name the disciples, or sing, "Jesus Chose Disciples," from the Song section.) First, there were Peter, Andrew, James and John. Next came Philip and Nathanael. Then Jesus chose Matthew, Thomas, Simon, two men named James, and two men named Judas.

(Show the JHN02ECGF1 map.) This week we will hear about the first miracle that Jesus did as the Son of God. During Jesus' first thirty years at home in Nazareth (Tape a picture of Jesus' mother at Nazareth.), He did no powerful miracles that would make people think that He was the Son of God.

("Walk" Jesus and His friends from Jericho to Cana.) After John the Baptist baptized Jesus at the Jordan River, Jesus walked north with His twelve disciples to the town of Cana, which was near His home town of Nazareth. Jesus' friend was getting married in Cana. (Show a picture of a bride and groom.) ("Walk" a picture of Jesus' mother from Nazareth to Cana.) Jesus' mother, Mary, was at the wedding, and Jesus and His disciples had been invited, too. It was a happy celebration time when Jesus' friends were married in Cana.

(Show the JHN02ECGF2 picture.) The wedding party lasted seven days and there were so many people at the party that the groom's family ran out of grape drink. In those days, people couldn't just run

to the store and buy more food and drink. When the drink was gone, there was nothing to drink but water.

Jesus' mother came to Jesus and said, "The groom's family has no more grape drink." She was sad for the family.

Jesus saw six stone water jars standing empty nearby. He said to the servants, "Fill those jars full of water." The servants obeyed and filled the jars to the brim. Do you think the disciples were wondering what Jesus would do?

Jesus said to the servants, "Now take some out and give it to the steward who is in charge of the wedding party." The servants did as they were told.

When the steward tasted the water that Jesus had turned into grape drink, He did not know what Jesus had done. He went to the bridegroom and said, "We found more grape drink, and this new drink is the best I have ever tasted. Usually people serve their best drink first and then later serve the cheaper wine that doesn't taste as good. You have saved the best for last."

What a miracle! Only God could make water into grape drink, just like that! (*Snap your finger.*) Jesus didn't even need grapes because He is the Son of God. This was the first miracle Jesus did that showed that He was the Son of God.

(*On the large map, move Jesus and His disciples down the Jordan River to Jerusalem. Tape the GF7 water jug over the town of Cana.*) It was Passover time of the year, the spring, and every Jewish man had to go to Jerusalem for the Passover feast. Jesus and His disciples walked to Jerusalem.

Jesus performed miracles in the streets of Jerusalem so that people would know who He was. More and more people came to Jesus to be healed.

(*Show the JHN02ECGF4 picture.*) Nicodemus, a Jewish leader, came to Jesus one night and said, "You are from God because no one could do the miracles you are doing if God were not with him."

Jesus said to Nicodemus, "Every person must be born again."

Nicodemus didn't understand what Jesus was saying. He said, "Can a man get back in his mother's womb when he is old, and be born again?"

(*Show the JHN02ECGF5 picture.*) Jesus said, "You were born the first time from your mother's tummy, but to go to heaven and live with God, you must have a second birth. You must be born again with the new life that the Holy Spirit gives. If you believe that I am God's one and only Son from heaven, you will be born again into God's forever family." Nicodemus went home thinking about what Jesus had said.

As Jesus became more popular and people were coming to hear Jesus more than they were coming to hear John the Baptist, some of John the Baptist's followers became jealous. They said to John, "Everyone is going to listen to Jesus instead of coming to be baptized by you."

John the Baptist said, "Jesus is much greater than I. I am full of joy that the Son of God has come to earth. Whoever believes in Jesus will be born again into God's forever life."

(*The following paragraph can be used for older children.*) Boys and girls, each one of you must be born again, too, just as I had to be born again. You each have a family that God has given you. But if you want to be in God's forever family and live with Jesus in heaven, you must be born again by the Holy Spirit of God. If you really believe that Jesus is the one and only Son of God, and if you want to get rid of your sins, you can ask Jesus to forgive you. He will help you be born again. Talk to your parents about how to be born into God's family.

Prayer: Dear God, thank You for Jesus' mighty power to turn water into grape drink. I want to live forever in God's family. Help me know how to be born again. In Jesus' name, Amen.



Look:



Aim Questions: (Last week's JHN01ECGF6 page) Cut out the individual disciple's pictures. Write the numbered Aim Questions on the back of four of the pictures and spread them out on the floor in front of the teacher. When someone is chosen to get the question read, he must look for the correctly numbered question by turning over the pictures.



Wedding Feast Snack: At tables, pretend with the children that you are all at a seven-day wedding feast. Provide a small cup of diluted juice for each child. Ask them to take one small drink. Move to the floor and pretend to sleep and snore until the next day when they get up and take another small drink and eat a small cookie. Play music for the festivities during the daytime feast. Do this six times. On the seventh day, listen to Jesus' mother tell about the wine problem. Children get to drink rich, good juice after Jesus' miracle.

"Disciples Follow Me" Game: Jesus called some men to follow Him and to learn more about God. Their names were Peter, Andrew, James, John, Philip, Nathanael, Matthew, Thomas, Simon, and Judas. Line up the class along one far wall and have a teacher stand in front facing them. The class will say in unison, "May we follow you?" If the teacher answers by saying, "Yes, (disciple's name) you may follow me," then everyone takes a giant step toward the teacher. But if the teacher uses any other name than one of the disciple's names, then everyone stays put. In the beginning, only use the first four names over and over until they know those disciples' names. For the older children, if someone takes a step when they shouldn't, they are made to go back to the starting wall.

Jesus Is the Son of God Booklet: (JHN02ECGF9) Make a booklet for each child by folding the GF9 page in fourths so that page one becomes the outside front page of the booklet. Let the children color the pictures as you review the Aim Questions. Talk about how Jesus gives us a new heart attitude that helps us want to obey our parents and do what is right. Sing one of the songs from the Song section.

Dot-to-Dot Jugs: (JHN02ECGF16) Connect the dots by following the numbers on the six jugs. Fill each jug with thumb print grapes (use a washable ink pad). Talk about how Jesus, the Son of God, is the only one who can turn water into wine.

Wedding Freeze: Begin this activity with walking, skipping, climbing, swimming, and waddling to music and freezing when it stops. Next, pretend to be preparing the hair and clothes for a wedding, marching in pairs up the aisle, preparing food for a big dinner, then serving and eating the food. When the music stops, the children freeze in their activity until new instructions and the music starts again.

Mirror Play: Have a child look in the mirror and talk about who he or she is as an individual. Each child has her own color of eyes, shape of nose, eyebrows, etc. When we believe in Jesus and start our life over with Jesus, we look the same outside, but inside we are different because Jesus helps us become more like him in our actions and words.

Grape Stomp and Verse Review: Place large pieces of construction paper on the floor that children have torn into round shapes. Walk on these as if squishing grapes to music. Sing verses one and two of "Our Savior Is the Son of God" (see Song section), and verse one of "Jesus Made Everything." When the music stops, say the memory verse together. Repeat. Remind the children that Jesus could speak words and turn water into wine because He is God the Son.

② **"Here is Our World" Finger Play:**

Here is our world, our great big world, *(Open arms wide.)*
And here are the mountains high. *(Raise arms over head.)*
Here is a tree, a tall, tall tree, *(Sway like a tree with arms over head.)*
And here is a bird that can fly. *(Flap arms.)*

There is the sun, the big, bright sun, *(Shade eyes and point up.)*
That shines on the world all day. *(Make a circle over your head with your arms.)*
Here are the children, running along, *(Run in place.)*
God takes care of them as they play. *(Nod your head.)*

④ **Magnet Review:** Color smaller versions of the pictures from last week's and this week's Bible Adventures. Place a piece of sticky magnet on the back of each. Using a cookie sheet, let children place the pictures in order and tell what is happening in each.

④ **Changed and Unchanged heart: (JHN02ECGF11 and JHN02ECGF12)** Make two hearts, one with a smile on it cut from yellow paper, and the other dark with a frown. Cut slits inside the heart to hold the messages of changed and unchanged hearts. Review the Scripture in John that talks about the Holy Spirit changing the hearts of men, women and children. We want to have the Holy Spirit in us so that we can love and follow Jesus.

④ **Good Juice and Watered Juice:** For the snack today, the children can create their own good juice or watered down juice. Take the juice that they make for themselves and repeat the attribute of God that is in John 1--Jesus proved that He is God the Son by creating grape drink out of water.

- ④ **Bride and Groom Game:** Children stand in a circle, alternating boy and girl. Assign one child to be the leader. That child walks around the inside of the circle, stops in between two children, and says, "Run, bride and groom." The children must run in opposite directions and try to be the first one back to take the spot vacated by the other runner. The last one back is the next leader.

Songs:

"Jesus Is" Theme Song (tune: "Here Comes Peter Cottontail")

Jesus is the Son of God; He has come from up above.
God has sent His one and only Son.
If we will believe in Him, if we love and follow Him,
He will give us everlasting life.

Jesus is the power of God; He turned water into wine.
(Repeat the last three lines from the first verse.)

Our Savior Is the Son of God (tune: "B-I-N-G-O")

Our Savior is the Son of God, and Jesus is His name-o.
J-E-S-U-S, J-E-S-U-S, J-E-S-U-S,
And Jesus is His name-o.

Our Savior did a miracle, the water became wine-o.
J-E-S-U-S, J-E-S-U-S, J-E-S-U-S,
And Jesus is His name-o.

Our Savior said in chapter three, "You must be born again."
J-E-S-U-S, J-E-S-U-S, J-E-S-U-S,
Be born of Go-od's Spirit.

Jesus Made Everything (Tune: "Mary Had a Little Lamb")

Jesus is the Son of God, Son of God, Son of God.
Jesus is the Son of God,
He made everything. (Spread arms wide.)

Other verses would end as follows:

He made me as I am. (Sweep your hands from your legs to your head.)

Believe in Him today. (Point to your heart.)

He wants me as His child. (Hug yourself.)

He's in my heavenly home. (Point up.)

Jesus Chose Disciples (tune: "London Bridge")

Jesus cho-ose Peter first, Peter first, Peter first.
Jesus cho-ose Peter first; he's the first disciple.

Jesus cho-ose Andrew next, Andrew next, Andrew next.
Jesus cho-ose Andrew next; he's the second disciple.

Jesus chose two men named James, men named James, men named James.
Jesus chose two men named James; that made four disciples.

Jesus chose disciple John, disciple John, disciple John.
Jesus chose disciple John; now there's five disciples.

Jesus cho-ose Philip next, Philip next, Philip next.
Jesus cho-ose Philip next; that made six disciples.

Jesus chose Nathanael, Nathanael, Nathanael.
Jesus chose Nathanael; he was number seven.

Jesus then chose Ma-atthew, Ma-atthew, Ma-atthew.
Jesus then chose Ma-atthew; this makes eight so far.

Jesus cho-ose Tho-omas, Tho-omas, Tho-omas.
Jesus cho-ose Tho-omas; there were nine disciples.

Jesus then chose Si-imon, Si-imon, Si-imon.
Jesus then chose Si-imon, and he was number ten.

Jesus chose two men named Judas, one was good, the other not.
Jesus chose two men named Judas; this made twelve disciples.

④ **Happy Children at the Wedding:** (tune: "Did You Ever See a Lassie?")

Happy children at the wedding, the wedding, the wedding,
Happy children at the wedding, do this way and that.

The following actions can be used for "this and that" motions: Walk like a bride with your hands in a prayer position, kiss the air, stand and sit, eat food, drink juice, throw bird seed, wave good-bye.



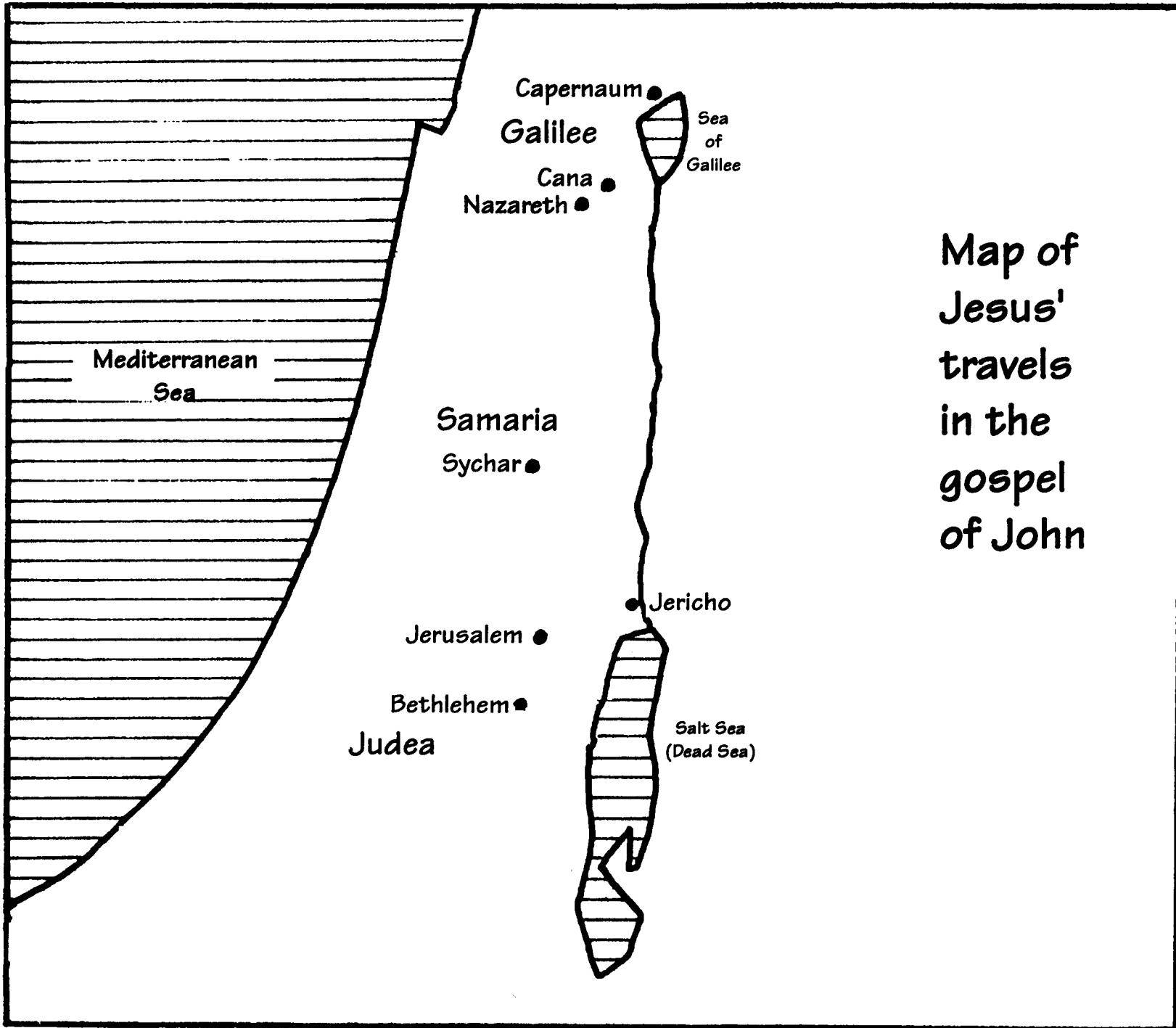
Took:

Water to Wine Craft: (JHN02ECGF13) Using the GF13 pattern with two glasses, cut out the main inside sections of both glasses before class. Provide the glass pattern, one plain white paper the same size, a 6" x 4" piece of Reynolds crystal rose plastic wrap, a 6" x 4" piece of clear plastic wrap, and scotch tape for each child. Have the child turn over the glass pattern and tape the two plastic wraps over the two cut out sections on the back side with tape. Turn the pattern right side up and set it over the plain white paper and tape the two together. Talk about the first miracle Jesus did to prove that He was the one and only Son of God. Sing one of the songs from the Song section. Review the memory verse.


Preschool Page for Parents: (JHN02ECPPP) Send a page home with each child, encouraging parents to take advantage of the reinforcement of Bible truths that can happen at home. Spend a few minutes before the children go home creatively reviewing the song and memory verse.

④ **Forever Family Picture Page: (JHN02ECGF5)** Cut out each child's face from the Polaroid pictures that you took during the early part of the class time. Give each child a GF5 picture and let him color the picture as you talk about the John chapter three story of Nicodemus being born again. Jesus said, "You must be born twice, once in the natural way from your mother, and then the second time by God's Spirit, to become part of God's family." Each child is born from a mother. God gives each of us a family to live in. But God also wants us to be in His family. We do that by believing that Jesus is God's Son and by wanting His new life that helps us do the right thing. Let each child glue his or her own face onto the GF5 child who is being hugged by Jesus. Sing the third verse of "Our Savior Is the Son of God" several times as the children point to Jesus in the picture and hold up two fingers. We must be born two times.

④ **One Way Sign: (JHN02ECGF14 and JHN02ECGF15)** Give each child the GF14 "one way" half sheet. Let them color and put the GF15 stickers onto the page. Stickers can be made by copying the GF15 page onto 1" x 2 5/8" laser labels. Glue the completed page to a half sheet of colored construction paper. Tape a tongue depressor on the back and talk about Jesus being the one way to God in heaven. If you don't have time to use this activity this week, you could consider using it during the Hook time next week, or in a later lesson.



Map of Jesus' travels in the gospel of John




Jesus lived for thirty years with His family in Nazareth.



JHN02ECGF3

Jesus' first miracle turned water into wine at a wedding feast in Cana.








Jesus said to
Nicodemus,
"You must be
born again."




All people are born once as babies. To be born again into God's family, we must believe in Jesus.

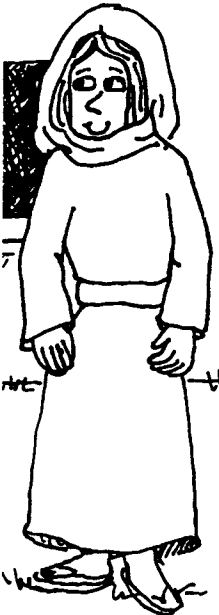
The Disciples



Figures to put on the large GF1 wall map




Jesus the boy
Put at Nazareth




Mary, Jesus' mother
Move from Nazareth to Cana



Jesus and disciples
Move from Jericho to Cana



Water jug
Put at Cana

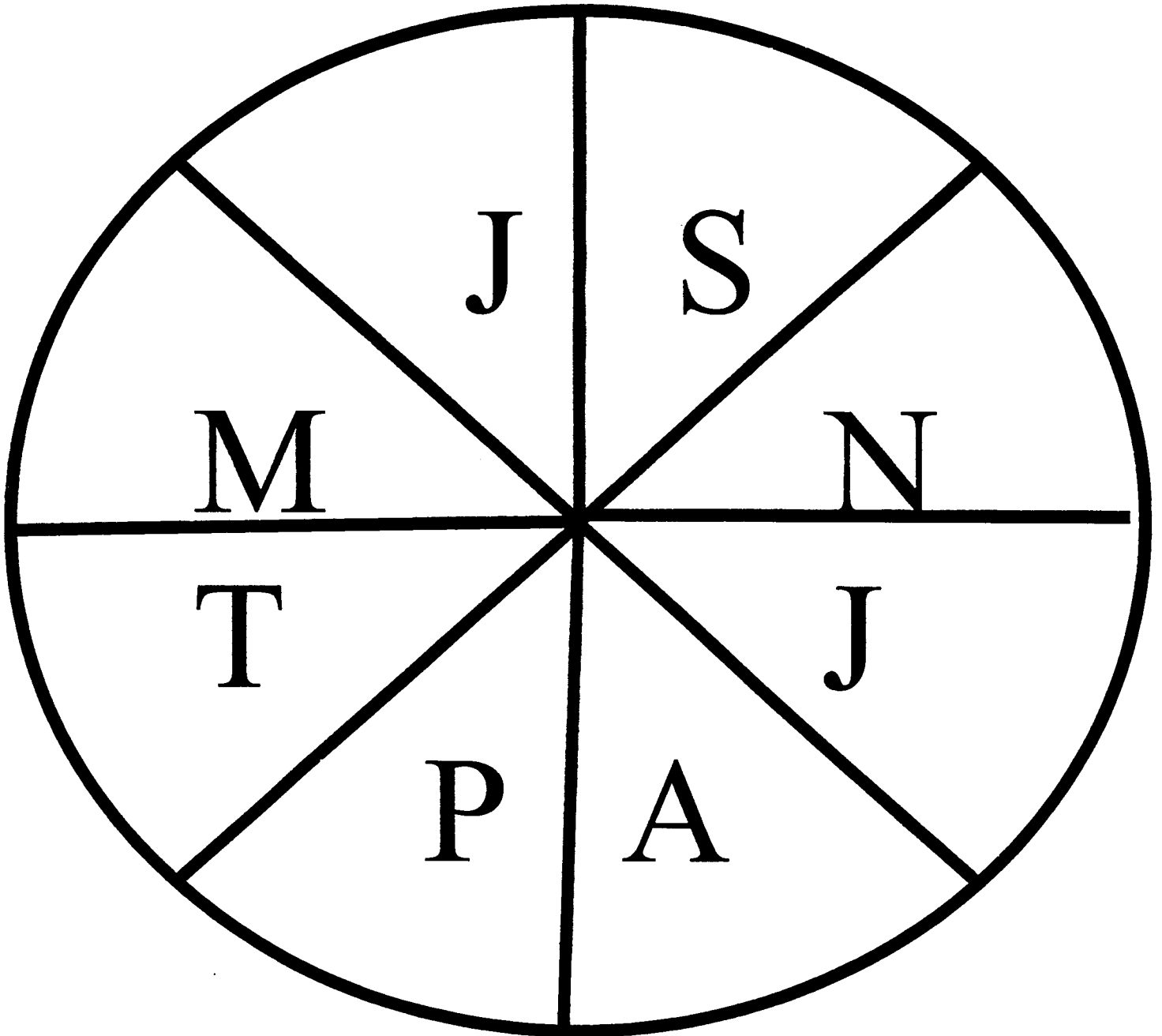


Jesus walking (Lesson 3)



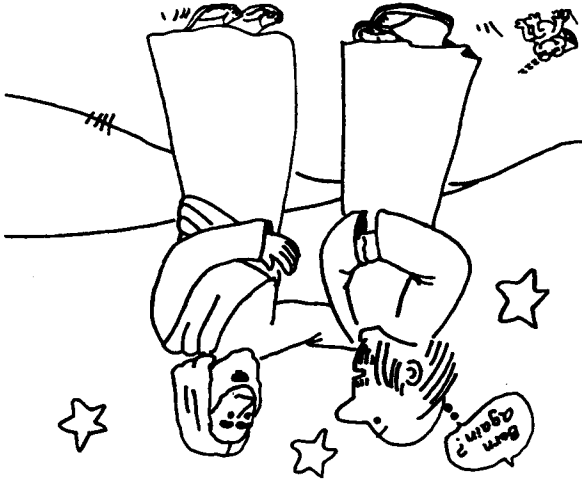
Royal officer (Lesson 3)
Move from Cana to Capernaum

"D" is for Disciple Wheel



3.


For God so loved the world that He gave His one and only Son, that whoever believes in Him shall not perish but have eternal life. John 3:16



Jesus said to Nicodemus, "You must be born again."

2.

Jesus Made Everything
(tune: "Mary Had a Little Lamb")
Jesus is the Son of God,
Jesus is the Son of God,
Son of God, Son of God,
Jesus is the Son of God.
He made everything.



Jesus showed His power by turning water into wine at the wedding.

All people are born once as babies. To be born again into God's family, we must believe in Jesus.



4.

Jesus is the Son of God









When John the Baptist baptized Jesus, God spoke from heaven, saying, "This is My Son, whom I love." John 1:32 and Matthew 3:17

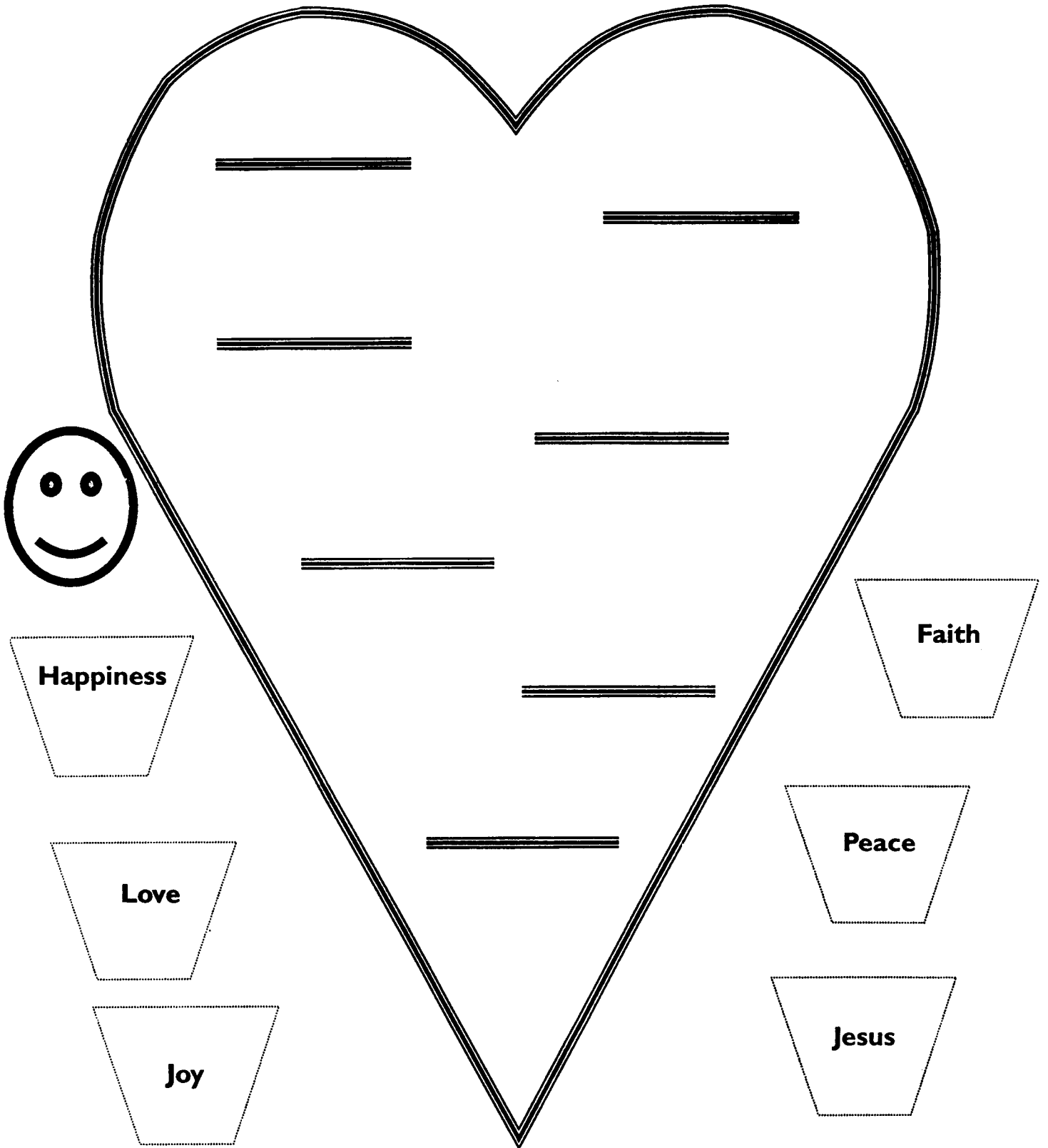
Jesus Is
(tune: "Peter Cottontail")

Jesus is the Son of God; He has come from up above.
God has sent His one and only Son.
If we will believe in Him; if we love and follow Him,
He will give us everlasting life.

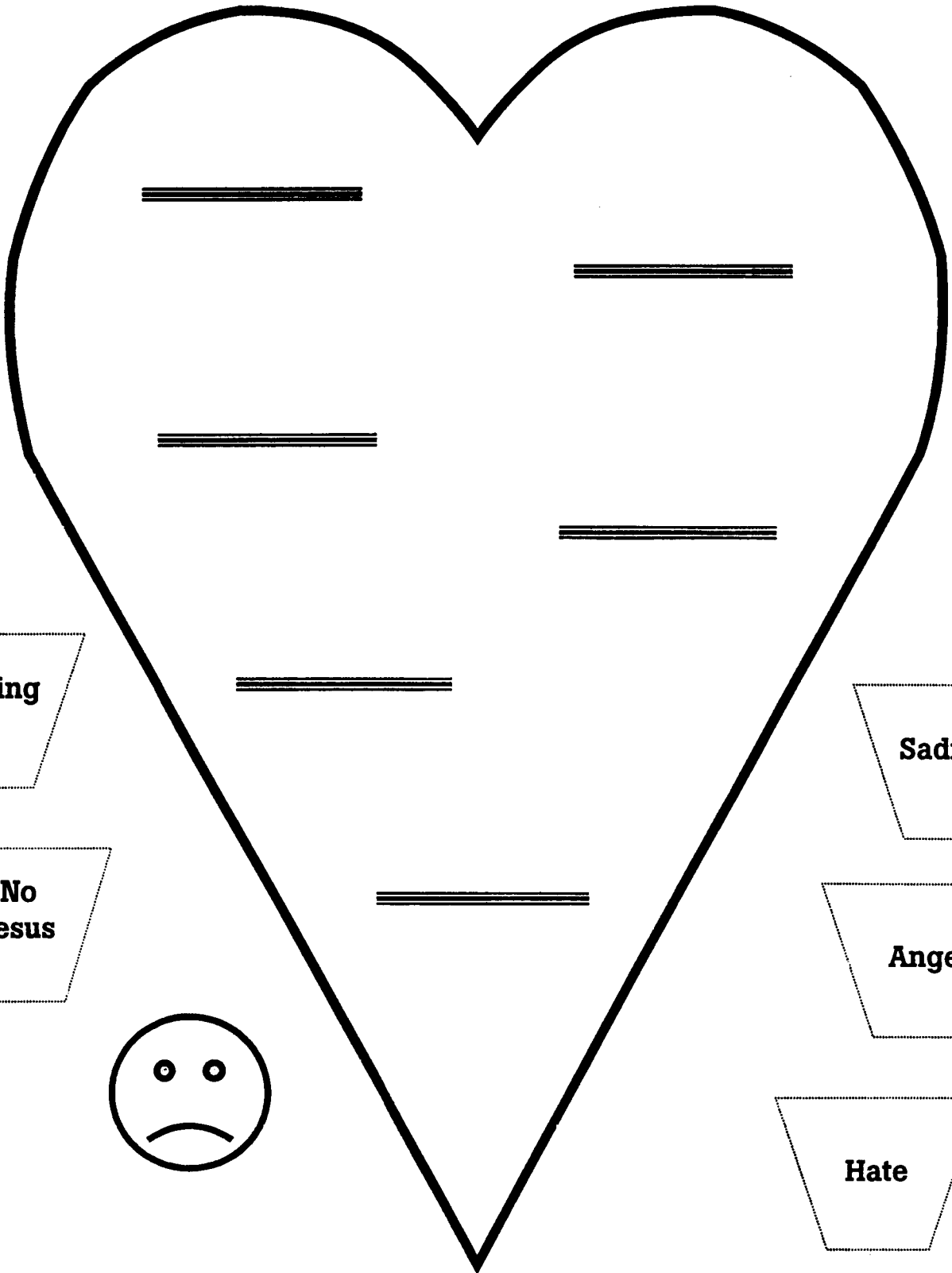
1.



Changed Heart



Unchanged Heart



Fighting


**No
Jesus**



Sadness

Anger

Hate



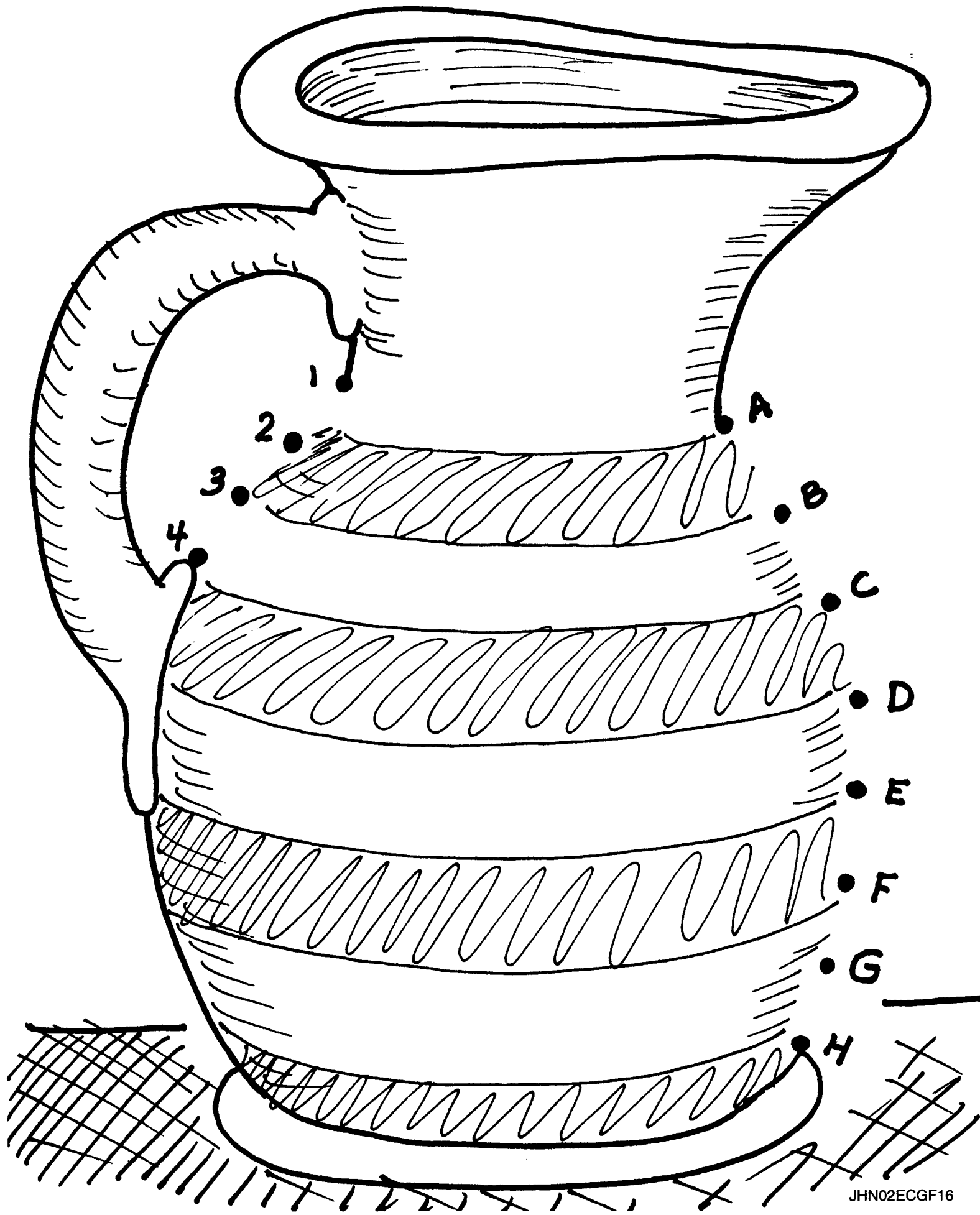
Jesus' first miracle was to change water into wine.

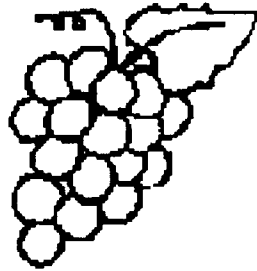
One Way
To Heaven...

believe in Jesus!

One Way
To Heaven...

Believe in Jesus!





This is what I learned today!

Today we learned about the first miracle that Jesus did that proved He was the Son of God. A miracle is an event that can't be explained by the laws of nature. Jesus' friend was getting married in the town of Cana and Jesus and His disciples had been invited to attend. The wedding lasted seven days and before it was over, the groom's family had run out of grape drink (wine). Jesus told the servants to fill six empty stone jars with water. When the water was served to the guests, it had been changed into the best grape drink served during the whole seven-day wedding feast. Jesus' disciples watched and knew that only the Son of God could perform a miracle like that.

Today's Memory Verse:

For God so loved the world that He gave His one and only Son, that whoever believes in Him shall not perish but have eternal life.
John 3:16

Let's look at
wedding
pictures!



Get out wedding photos and talk about weddings. Point out the bride and groom. Include pictures of the wedding cake and reception. Talk about what kind of punch was served. The wedding in John chapter two lasted seven days, and people could eat and drink a lot in seven days. It was no wonder they ran out of grape drink (wine) for the guests to drink. Jesus performed a miracle that only God could do--changing water to grape drink.

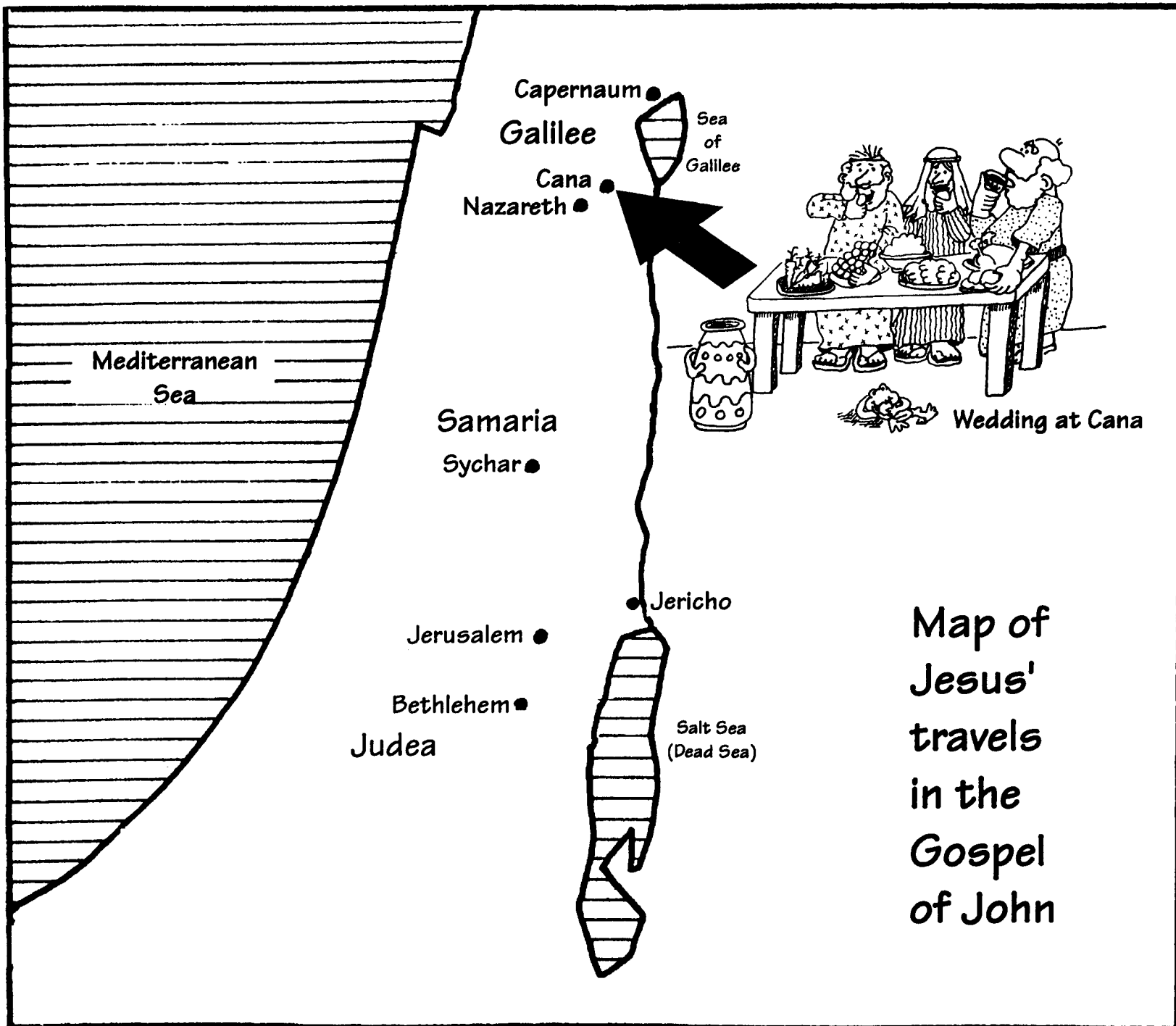
"Jesus is," Theme Song

(tune: "Here Comes Peter Cottontail")

Jesus is the Son of God; He has come from up above.
God has sent His one and only Son.
If we will believe in Him, if we love and follow Him,
He will give us everlasting life.

(Verse two)

Jesus is the power of God; He has come from up above.
(Repeat the last three lines from the first verse.)



Map of
Jesus'
travels
in the
Gospel
of John