

Materials I Need:

Memory Verse:

John 3:16: "For God so loved the world that He gave His one and only Son."

Aim Questions for 2's & 3's:

1. **Did John the Baptist baptize Jesus in the Jordan River?** (Yes)
2. **Did John the Baptist know Jesus was the Son of God because the dove came to rest on Jesus?** (Yes. God said, "This is My Son whom I love.")
3. **Did John the Baptist's disciples want to follow Jesus and listen to all of His words?** (Yes. They followed Jesus to the home where He was staying so they could listen to Him.)
4. **Did Nathanael believe that Jesus was the Son of God?** (Yes. He said, "You are the Son of God.")

Aim Questions for 4's, 5's & K:

1. **Who wrote the gospel of John?** (The Apostle John wrote the gospel of John.)
2. **Who preached by the Jordan River, what did he wear, and what did he eat?** (John the Baptist preached, wore clothes made of rough camel's hair, and ate locusts and honey.)
3. **How did John the Baptist know who the Christ would be?** (God told John the Baptist that he would know the Christ when the Holy Spirit came to Him, looking like a dove.)
4. **What did John the Baptist's disciples do when he told them that Jesus was the Christ?** (John's disciples followed Jesus to hear more of His teaching.)
5. **What did Nathanael say about who Jesus was?** (Nathaniel said, "You are the Son of God.")

Key for symbols:

- This box symbol represents ideas that can be used for two-year-olds through kindergarten. Please remember to slow down the pace for two-year-olds and keep the pace moving for five-year-olds.
- ② This symbol represents ideas that are best used for two- and three-year-olds.
- ④ This symbol represents ideas that are best used for four-year-olds through kindergarten.

Hook:

Jesus Is God the Son from Heaven: Bring a world globe to class or draw a large circle on butcher paper. Color water and land on the paper. Older children might enjoy identifying the continents and coloring in the land and water sections. Tell the children that the gospel of John begins with the verse, "In the beginning was the Word, and the Word was with God, and the Word was God" (John 1:1). Write this verse on the butcher paper above the world. With a piece of yarn, connect the memory verse with the earth. The Bible tells us that God came from heaven to earth as a baby to be called God's Son. God became man on earth. Jesus became a little baby so that He could save true believers in Him. Repeat the theme of John, "Jesus is the Son of God." Sing, "Jesus Is the Son of God," from the Song section.


Picture ID Center: Bring pictures of animals, fish, and birds (including a dove) to class. The teacher will hold up one picture at a time and the children will call out what it is -- an animal, fish, or bird. Explain that most animals live on the land, fish live in the water, and birds are able to fly through the air. After each answer is given, ask what kind of animal, fish, or bird it is. In today's

Bible Adventure, a voice spoke from heaven telling John the Baptist that Jesus was the Son of God. What looked to be a dove (bird) came to rest on Jesus as the words were spoken.

- Andrew and Peter Sharing Center:** Choose any toys that the children have not been exposed to for awhile to spread out on the floor. Tell them that today's Bible Adventure talks of two brothers who loved each other. They had learned to share when they were young and played together. In today's story, when Andrew learned that Jesus was the Son of God, he ran to tell his brother Peter so he could share in the good news, also.
- Flying Dove Center:** Make a fishing pole with a stick and string. Tie a soft bird or stuffed animal to the end of the string. Have a child stand up on something and "fish" for someone by making the dove (bird or stuffed animal) come to rest on an individual sitting on the floor in front of them. After someone is touched, he may take his turn with the "dove." In today's Bible Adventure, John the Baptist saw what looked like a dove (bird) come to rest on Jesus after He was baptized.
- Counting Locusts:** Count plastic locusts (Grasshoppers are available at the 99 cent store). Separate them by specific numbers or color. John the Baptist ate locusts and honey in the desert by the Jordan River.
- Locust Coloring Sheet: (JHN01ECGF7)** Color the locusts, talking about them being like grasshoppers, jumping and eating plants. Talk about grasshopper "habits" that you can read in an encyclopedia. Listen for the locusts in the Bible Adventure today!
- Feeling Center:** Provide different textures (burlap, carpeting, screen, sandpaper, felt, jeans, soft animal fur and rough animal fur) for the children to feel. John the Baptist's clothing was made of rough camel's hair. He didn't worry about wearing comfortable clothing. He had an important job to do for God that took all of his time.
- Clothing and Belts:** Let children try on different styles of clothing and belts. Be sure to include a piece of burlap and a piece of rope to tie around their waists.
- Jump Over the River:** Use two ropes with a teacher at each end. Begin with the students standing in a line along one side of the rope. When you signal, they are to jump across the "river" rope, trying to not get wet! Make the river wider and wider so it gets more difficult. Some people in the Bible Adventure today are asked to go in the river and be baptized.
- ④ **Introductions:** With children standing in a circle, ask them to introduce the person on their right. They would say, "I want you to meet my friend, _____." Mix up the circle and introduce a new friend.
- ④ **Baptism Demonstration Center:** Provide a washtub or dishpan filled with water and a waterproof doll. "Baptism" of the doll could be presented in the following way: "In today's Bible Adventure, John the Baptist told the people to get ready for the Son of God who was coming soon. They were to ask forgiveness for their sin and change the way they were living. To show that they believed in the Son of God and that they would change their lives, they were baptized in the Jordan River in front of many people. Our church is not by a river but when we believe in Jesus, the Son of God, we show our changed lives by being put under water and immediately brought out again. Our church has a big tub where people can stand and then lean back and go under the water with the help of one of our pastors. This is called baptism." Demonstrate with the doll in the water. (Note: We urge caution with this kind of activity because we don't want to inspire young children to try this with their baby brother or sister. For this reason, we do not encourage children to role play this activity.)
- ④ **Follow the Leader:** Select a child to be the leader who thinks up actions for the other children to follow. Let several children take turns being leader. Jesus is the leader in our Bible Adventure today, and we will find out how He wanted people to follow Him.
- ④ **Name Necklaces: (JHN01ECGF6)** Color disciple name sheets and attach yarn through holes punched in the top corners. Assign children different disciples to be by wearing their name necklace. See Look activities that use this necklace.



Book:
Presentation Ideas -

 Color and mount the **JHN01ECGF1, JHN01ECGF2, JHN01ECGF3, JHN01ECGF4,** and **JHN01ECGF5** pictures on construction paper. Show them as you tell the Bible Adventure. Save the pictures and use them for review as you continue through the gospel of John.

Bible Adventure for 2's & 3's-

(Show the JN01ECGF1 picture.) Today I'm going to tell you a story written by the Apostle John. The story comes from the gospel of John. *(Open your Bible to the marker that has been placed by the gospel of John.)*

(Show the JHN01ECGF2 picture.) In the gospel of John, the Apostle John wrote about another man named John. We call him John the Baptist because John spent his time baptizing people by the Jordan River. *(Have the children say, "John the Baptist," as they make a baptizing motion of lowering and raising their arms.)*

John the Baptist wore strange clothes and ate strange foods. John's clothes were made of rough camel's hair, and he wore a leather belt around his waist. He ate locusts (grasshoppers) and honey that he found in the desert.

God gave John the important job of preaching about the Son of God. *(Hold your arm up toward the sky.)* Every day, John preached in a loud voice to all the people, "Get ready for the Son of God. He's coming soon."

Lots of people came to hear John the Baptist preach. They wanted to hear about God.

The priests came from Jerusalem to the Jordan River to see John the Baptist. They said to John, "Are you the Son of God?"

John the Baptist said, "No, I am not the Son of God. He is coming soon. Get ready!"

(Point to Jesus in the GF2 picture.) One day, Jesus came walking to John the Baptist at the Jordan River. Jesus asked John the Baptist to baptize Him in the river *(Matthew 3:16-17)*.

(Show the JHN01ECGF3 picture.) John the Baptist lowered Jesus into the water *(Make a lowering motion.)* and then raised Jesus up out of the water. *(Make a raising motion, then look up in the sky.)*

(Show the JHN01ECGF4 picture.) When Jesus came up out of the water, John saw what looked like a dove coming to rest on Jesus. *(Point to the sky, then lower your hand to your shoulder.)*

God the Holy Spirit came to Jesus and stayed on Him. A voice came from heaven who said, "This is My Son whom I love." God the Father told John the Baptist that Jesus was the Son of God.

(Show the JHN01ECGF2 picture again. Point to Jesus in the distance.) The next day, John the Baptist was by the Jordan River with his disciples. John saw Jesus again and said, "Look, there is the Son of God."

(Point to Andrew in the picture.) One of the men who was with John the Baptist was named Andrew. Andrew ran and found his brother, Peter. Andrew said, "Peter, we have found the Son of God. His name is Jesus. Come talk to Him." Peter went with his brother to listen to Jesus. They wanted to learn from Jesus.

(Show the JHN01ECGF5 picture.) The next day, Jesus saw Philip and said to him, "Follow me." Philip wanted to learn from Jesus, too. Philip went to find Nathanael and said, "We have found the Christ. His name is Jesus. Come and see."

Andrew, Peter, Philip and Nathanael all wanted to learn more from Jesus. They were happy that Jesus was the holy Son of God. Next week, we will hear more about Jesus, the Son of God who takes away our sins.

Prayer: Dear God, thank You for sending Your Son, Jesus, to take away my sins. Thank You for John the Baptist who preached about You. Thank You for the Apostle John who wrote about You. In Jesus' name, Amen.

Bible Adventure for 4's, 5's & K-

(Show the JN01ECGF1 picture.) Last week we finished the book of 1 John that was written by which apostle? *(John)* Today I'm going to begin telling you the Bible Adventure stories from the gospel of John. *(Open your Bible to the marker that has been placed by the gospel of John.)* John wrote the gospel of John as well as the books of 1 John, 2 John, and 3 John. John had so many things to say about Jesus.

(Show the JHN01ECGF2 picture.) In the gospel of John, the Apostle John wrote about another man named John. We call him John the Baptist because John spent his time baptizing people by the Jordan River. *(Have the children say, "John the Baptist," as they make a baptizing motion of lowering and raising their arms.)*

John the Baptist wore strange clothes and ate strange foods because he didn't really care too much about what he wore or what he ate. John's clothes were made of rough camel's hair, and he wore a

leather belt around his waist. He ate locusts (grasshoppers) and honey that he found in the desert. I don't think I would like to eat grasshoppers every day, would you?

All that John the Baptist cared about doing was the job that God had asked him to do. John's job was preaching. God had given John the important job of getting people's hearts ready for the Son of God who was coming soon.

Every day, John preached the same thing, "Repent from your sins and be baptized. Get rid of your sins. Get your hearts clean. Stop sinning." People came from the towns and cities to hear John the Baptist preach. They knew that they had selfish sin in their hearts. They knew that they didn't love God as much as they should. They wanted to be right with God.

The priests came from Jerusalem to the Jordan River to see John the Baptist. They said to John, "Are you the prophet Elijah?" John said, "No, I am not Elijah."

They said to John, "Are you the Christ who will come to Israel?"

John the Baptist said, "No, I am not the Christ. He is coming soon and is much greater than I. Compared to Him, I am not even good enough to untie his sandals."

John kept baptizing by the Jordan River and preaching. (*Point to Jesus In the GF2 picture.*) One day, John the Baptist saw Jesus coming toward him. John the Baptist was Jesus' cousin, but he did not know that Jesus was the Christ who would come to Israel. God had told John, "You will know who the Christ is when I send My Holy Spirit to Him."

(*Point to Jesus in the JHN01ECGF2 picture.*) Jesus came to the Jordan River and asked to be baptized by John the Baptist (*Matthew 3:16-17*).

(*Show the JHN01ECGF3 picture.*) John lowered Jesus into the water (*Make a lowering motion.*) and then raised Jesus up out of the water. (*Make a raising motion.*)

(*Show the JHN01ECGF4 picture.*) When Jesus came up out of the water, John saw what looked like a dove coming to rest on Jesus. (*Point to the sky, then lower your hand to your shoulder.*)

God the Holy Spirit came to Jesus and stayed on Him. A voice from heaven said, "This is My Son whom I love." God the Father told John the Baptist that Jesus was the Christ, the Son of God.

(*Show the JHN01ECGF2 picture again. Point to Jesus in the distance.*) The next day, John was preaching by the Jordan River with two of his disciples. John saw Jesus again and said to the people, "Look, there is the Lamb of God who takes away the sin of the world. He is the Christ, the Son of God."

(*Point to Andrew in the picture.*) One of the disciples who was with John was named Andrew. Andrew and another of John's disciples left John and began following Jesus. Jesus saw them following Him and said, "What is it that you want?"

The disciples said, "Where are you staying?"

Jesus said to them, "Come with Me and you will see." The disciples wanted to know more about Jesus, so they went with Jesus to the home where He was staying. They sat a long time, listening and learning from Jesus.

Andrew became so excited talking with Jesus that he ran and found his brother, Peter. Andrew said, "Peter, we have found the Christ. His name is Jesus. Come talk to Him." Peter went with his brother to listen to Jesus. Peter and Andrew had been waiting for the Christ. They wanted to learn all they could.

(*Show the JHN01ECGF4 picture.*) The next day, Jesus went walking up from the Jordan River toward the area around the Sea of Galilee. Jesus saw Philip and said to him, "Follow me." Philip had been waiting for the Christ. He wanted to learn from Jesus. Philip went to find Nathanael and said, "We have found the Christ. His name is Jesus. Come and see."

When Jesus saw Nathanael coming toward Him, He said, "You are a true and pure Israelite."

Nathanael was surprised that Jesus knew about him. He said to Jesus, "How do you know me?"

Jesus answered, "I saw you while you were sitting under the fig tree before Philip brought you here."

Nathanael knew that only God could know where he was and what he was thinking. Nathanael said, "You are the Son of God. You are the King of Israel."

Jesus said, "You believe in Me because I told you I saw you under the fig tree, but you will see greater things than that. You will see heaven open and angels going up and down to Me."

(*Build anticipation in your voice.*) The disciples were eager to hear more and learn more from Jesus. They were excited that Jesus could really be the holy Son of God that the Old Testament Scriptures had promised. This was the Holy One they had been waiting for. Next week, we will hear more about Jesus, the Son of God who takes away our sins.

Prayer: Dear God, thank You for sending Your Son, Jesus, to take away my sins. Thank You for John the Baptist who preached about You and for the Apostle John who wrote about You. In Jesus' name, Amen.



Look:

- Aim Questions: (JHN01ECGF6)** On 3" x 5" cards, put pictures of Andrew (1), Peter (2), Philip (3), Nathanael (4), and John the Baptist (5). As the teacher asks for the correct number, precede the request with the name printed on that numbered question.
- "Follow Me" Game:** Have the children sit scattered around the room on the floor. Choose two or three leaders to walk around the room. When they come to a child they may say, "Follow me," and that is the signal for the child to get up and follow that leader. But if the leader says anything else, the child is to stay sitting and say, "No." Continue until every person is chosen and repeat the game if time allows.
- Snack Discussion: (JHN01ECGF2)** Show the GF2 picture to the children at the table. Explain how the Bible tells us that that John the Baptist hate locusts and honey. For the treat today, have the children take some gummy bugs and honey on graham crackers. Teach them what John the Baptist really ate and the definition of the word "Baptist." While the children are eating at their tables, present some of the following questions for them to consider.
Who was John the Baptist? (*He told the people about the Son of God who was coming.*)
When did John the Baptist say the Son of God was coming? (*Soon*)
What did John the Baptist do in the Jordan River? (*He baptized people.*)
Who asked John the Baptist to baptize Him? (*Jesus, the Son of God*)
Who told John the Baptist that Jesus was the Son of God? (*God the Father*)
- Witness a Baptism:** If possible, take the class into the ministry center to watch a baptism. One of the church secretaries, Caryl Sousa, will have baptism times and information. She can be contacted at the church office during the week.
- Discipleship Circle Meeting: (JHN01ECGF6)** Place the classroom chairs in a circle facing in. After the children sit down, pass out three or four different colored cards that have disciples' pictures on them, one to each child. This game is similar to Fruit Basket Upset but the colored cards are named Blue Andrew, Yellow Peter, Red Philip, and Green Nathanael (or any colors that are available to use). When a color is called (with the disciple's picture and name), those people stand and cross the circle to sit down in a different chair. After going through all the colors at least once, try to call more than one color at a time. At the end, call "Discipleship Circle Meeting!" and everyone gets up to change chairs.
- Pass the Gospel:** A child receives a Bible, walks across the room and gives it to another child while saying, "Jesus is the Son of God." That child does the same. Continue until all the children have had a turn. It might be fun to let the child who is carrying the Bible wear a John the Baptist mask or put a "John the Baptist puppet" (see the Took section) on his hand, pretending to be John the Baptist.
- Memory Verse Review:** After repeating the memory verse several times with the children, ask all the children with black shoes (wearing a blue shirt, ate cereal for breakfast, have two pets, have a baby sister, etc.) to tell their friends around them who Jesus is. They repeat the memory verse.
- Jesus Is the Son of God Game:** Seat the children in a circle. Begin with the theme of the gospel of John, "Jesus is the Son of God." Tell the children that they are to say, "Jesus is the Son of God; this is true." After they make this statement, they will say their individual names as being the son or daughter of their parent's last name, and that this is true. For example, "Johnny is the son of Mr. and Mrs. Smith; this is true." Finish the game by saying, "Jesus is the Son of God; this is true." Sing "Jesus is the Son of God," and the theme song, "Jesus Is," from the Song section.
- ④ **Review Questions:** Ask a teacher to dress up like John the Baptist and ask the Aim Questions in the first person. (i.e., "Who wrote about me in the Bible?")
- ④ **Whisper Game:** Whisper one of the following messages to the child beside you. He whispers it to the child next to him and so on around the circle. How will it come out in the end?
Repent from your sins and be baptized.
Jesus is the Son of God.
Jesus is the lamb of God who takes away the sin of the world.
Jesus said, "Follow me."
Jesus is God's one and only Son.

④ **Jesus' Team of Disciples:** Teachers and some children form parallel lines and hold hands, forming a tunnel. The children stomp their feet while standing in place and chant, "Here comes _____," as the "disciples" come running through, one at a time.

④ **Red Rover Game:** Select one child to stand in the middle of the room with other children lined up and each wearing a name necklace. The leader says the following and tries to tag other children on their way to the other side of the room. "John the Baptist, John the Baptist, will all the John the Baptists please come over?" Those children caught must find a chair. The leader repeats with other names. When the last child is caught, he gets to be the new leader.

④ **Calling Disciples Game:** *(To the tune and in fashion of "Farmer in the Dell")*

John the Baptist speaks, John the Baptist speaks,
Hi, ho, away we go, John the Baptist speaks.

John tells Andrew, John tells Andrew.
Hi, ho, away we go, Andrew wants to know.

Andrew tells Peter, Andrew tells Peter.
Hi, ho, away we go, Peter wants to know.

Philip sees Jesus, Philip sees Jesus.
Hi, ho, away we go, Philip wants to know.

Philip tells Nathanael, Philip tells Nathanael.
Hi, ho, away we go, Nathanael follows Jesus.

④ **Following Circle Game:** You will need one sheet of construction paper for every two children in the class. Tape these in a circle on the floor. Place them about two feet apart. Be sure to tape all the edges. Help children find partners and stand together on a paper. When you say, "Go," they have to hop to the next paper and continue all the way around the circle. Lively music could be in the background. Next instruct them to hop in the opposite direction, tiptoe, step across, or clap hands in the air, etc.

Songs:

☐ **Disciple Name Chant:** *(Tune: "Frere Jacques")*

John the Apostle, John the Apostle,
Wrote God's word, wrote God's word. *(Write with hand.)*
He-e followed Jesus. He-e followed Jesus. *(Walk in place.)*
Yes, he did. Yes, he did. *(Nod head and march in place, swinging arms.)*

John the Baptist, John the Baptist,
Spoke God's Word, spoke God's Word. *(Form a megaphone with your hands.)*
He baptized repenters. He baptized repenters. *(Lean over, moving hands down and up.)*
Yes, he did. Yes, he did.

Disciple Andrew, disciple Andrew,
Followed Jesus, followed Jesus.
Went to tell the others, went to tell the others.
Yes, he did. Yes, he did.

Disciple Peter, disciple Peter,
Followed Jesus, followed Jesus. *(Walk in place.)*
Listened to His teaching, listened to His teaching. *(Hands cup ears.)*
Yes, he did. Yes, he did.

Disciple Philip, disciple Philip,
Followed Jesus, followed Jesus. *(Walk in place.)*
Listened to His teaching, listened to His teaching. *(Hands cup ears.)*

Yes, he did. Yes, he did.

Disciple Nathanael, disciple Nathanael,
Followed Jesus, followed Jesus.
Went to tell the others, went to tell the others.
Yes, he did. Yes, he did.

(End the song by saying the memory verse together.)

Jesus Is the Son of God *(tune: "Jesus Loves Me")*
Jesus is the Son of God; He has come to show us love.
This is how I know God loves--He sent Jesus from above.
Yes, Jesus loves me *(Sing three times.)*
The Bible tells me so.

"For God So Loved," Memory Verse Song *(tune: "The Wise Man Built His House Upon the Rock")*
For God so loved the world that He gave,
For God so loved the world that He gave,
For God so loved the world that He gave,
Hi-is one and only Son.

"Jesus Is" Theme Song *(tune: "Here Comes Peter Cottontail")*
Jesus is the Son of God; He has come from up above.
God has sent His one and only Son.
If we will believe in Him, if we love and follow Him,
He will give us everlasting life.

Lesson #2:

Jesus is the power of God; He has come from up above.
(Repeat the last three lines from the first verse.)

Lesson #3:

Jesus healed the little boy; gave his mom and dad great joy.
(Repeat the last three lines from the first verse.)

Lesson #4:

Jesus is the Son of God; walked on water, fed the crowd.
(Repeat the last three lines from the first verse.)

Lesson #5:

Jesus is the Word of God sent from heaven up above.
(Repeat the last three lines from the first verse.)

Lesson #6:

Jesus shepherds all His sheep; those who listen, He will keep.
(Repeat the last three lines from the first verse.)

Lesson #7:

Jesus spoke and raised the dead; Jesus is the living Head.
(Repeat the last three lines from the first verse.)

Lesson #8:

Jesus is the way to life; He's the only way to life.
(Repeat the last three lines from the first verse.)

Lesson #9:

Jesus is the living vine; He gives fruit and it's not mine.
(Repeat the last three lines from the first verse.)

Lesson #10:

Jesus came to save the world, save His people from their sins.

(Repeat the last three lines from the first verse.)

Lesson #11:

Resurrected life He gives, gave His own so we might live.

(Repeat the last three lines from the first verse.)

Lesson #12:

Now you know the Son of God, Who has come from up above.

(Repeat the last three lines from the first verse.)



Action Song: *(Tune and large muscle actions of "London Bridge")*

Jesus said, "Please, follow Me, follow Me, follow Me."

Jesus said, "Please, follow Me. Will you, (name), (name), and (name)?" (as you catch three children and say their names)



Took:



Jesus Is God's Son Booklet (JHN01ECGF11 and JHN01ECGF10 stickers) Fold the GF11 booklet in fourths so that page one is the beginning of the booklet. Read the booklet to the children as they color their pictures. Talk about their own fathers and then how God is Jesus' Father. Give the children GF10 stickers of the memory verse to put on their booklet. Sing, "Jesus Is," and, "Jesus Is God's Son," from the Song section.



John the Baptist Puppet: (JHN01ECGF8) Let the children color John the Baptist's face and add yarn appropriately for hair. Glue the two GF8 pieces to a paper sack. Use the puppet to tell others John's message, "Repent from your sins and be baptized."



Jesus' Baptism Paper Dove: (JHN01ECGF9 and JHN01ECGF10 stickers) Cut the paper plate as shown. Punch a hole in the tail for a piece of yarn to hang the dove. Copy the GF10 page onto 1" x 2 5/8" laser labels to make stickers. Let the children put the verse on the dove. Glue styrofoam packing pieces on both sides of the dove. God used something that looked like a dove to show John the Baptist that Jesus really was the Son of God who came from heaven.



Preschool Page for Parents: (JHN01ECPPP) Send a page home with each child, encouraging parents to take advantage of the reinforcement of Bible truths that can happen at home. Spend a few minutes before the children go home creatively reviewing the song and memory verse.



④ Good News Newspaper: Write the words, "JESUS IS THE SON OF GOD," on pieces of paper and place them in piles. Bring a quarter section sheet of newspaper with the words "JESUS IS THE SON OF GOD" printed on it with black marking pen. Each pupil will take a strip of paper from each pile and place it over the matching words on his newspaper. Glue each strip of words onto the newspaper. Be sure to read the sentence with your pupil, placing a finger on each word as you say it. "In our Bible Adventure today, we heard about two men who wanted to share the good news that Jesus is the Son of God. In Bible times, most of the news traveled by one person telling another person. We are putting our words on a newspaper because today newspapers can tell us the news."



John the Apostle wrote about Jesus in the gospel of John.

JHN01ECGF1



John the Baptist preached by the Jordan River, "Repent and be baptized."




Jesus went to the Jordan River to be baptized by John the Baptist. JHN01ECGF3










JHN01ECGF4


The Holy Spirit came to Jesus, and God the Father said from heaven, "This is my Son."



Jesus chose Philip and Nathanael to be His disciples.

The Disciples






**John the Baptist ate locusts
and honey in the desert.**

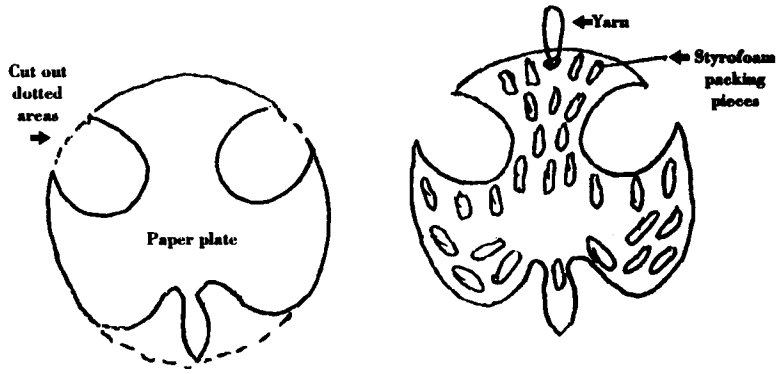
Stick GF10 memory
verse sticker here.

John the Baptist Puppet

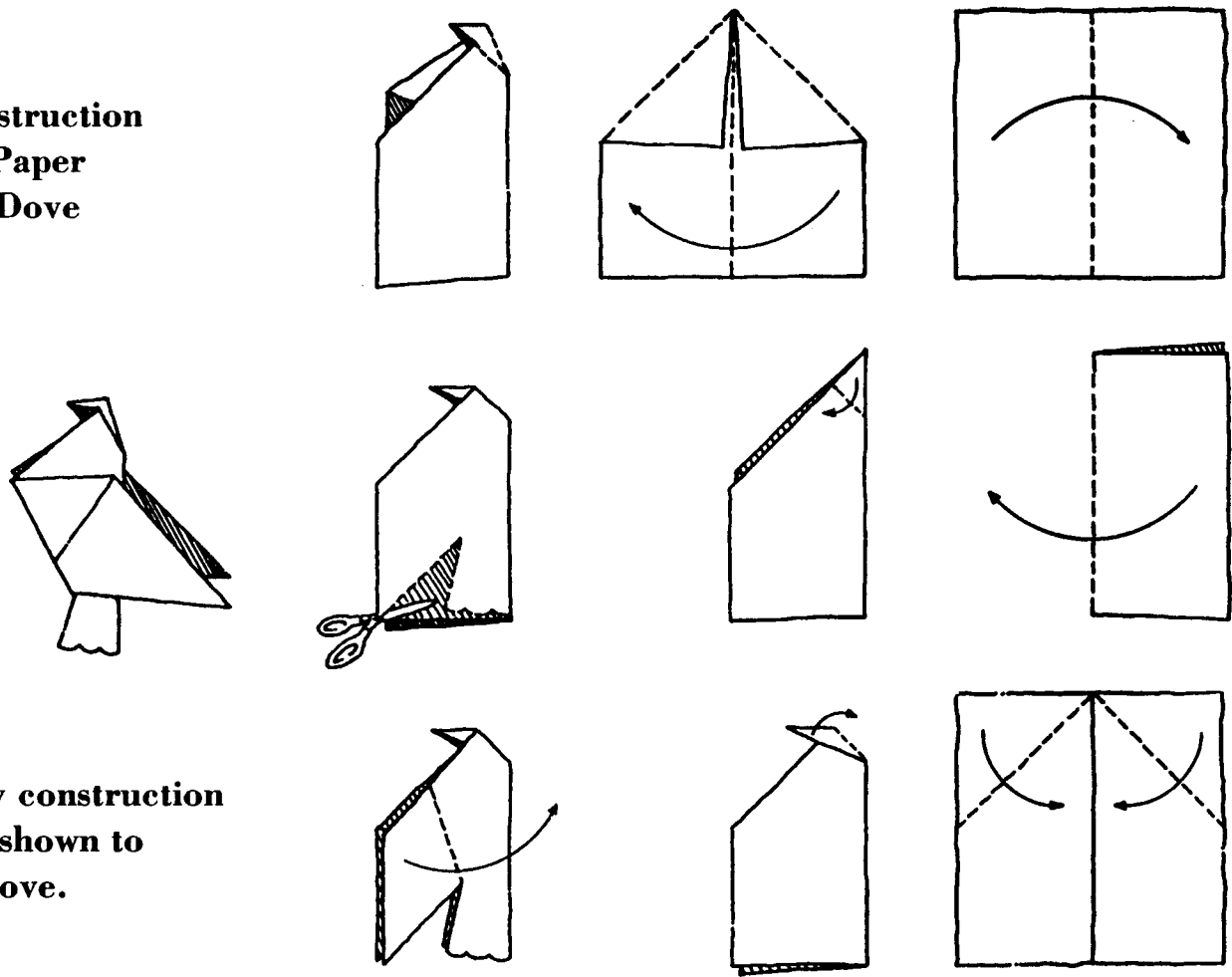
To make a puppet, cut the upper part of John the Baptist's face at cut # one and around the head. Glue the upper face to the fold of a paper sack so that the bottom of the face is on the fold line. Cut the lower face at cut #2 and around the beard and frog. Glue or tape the lower face under the fold of the paper sack so that line #3 is even with fold line of the sack. When the hand is inserted into the paper sack, John the Baptist will look like he is "preaching" to the children.




Paper Plate Dove




Construction Paper Dove



Fold gray construction paper as shown to make a dove.



God is in Heaven.



God is Jesus' Father.

Jesus came from Heaven as God's Son.



Every child has a father.



Preschool Page for Parents

Extended Bible School Training in the Home

November 7, 1999
John Chapter 1



This is what I learned today!

Today we started hearing Bible Adventure stories from the Gospel of John. Apostle John told about John the Baptist's important job of getting people's hearts ready for the Son of God. He baptized many people in the River Jordan. **Jesus asked John the Baptist to baptize Him.** When Jesus came up out of the Jordan River, a voice from heaven told John that **Jesus was the Son of God.**

A man named Andrew heard about Jesus and told his brother, Peter. They both had been waiting for the Christ, and followed Him. **Jesus called Philip to follow Him.** Philip told Nathanael about Jesus and soon Jesus had disciples to teach and to travel with Him.

Save these pages in a notebook for later review.

Today's Memory Verse:

For God so loved the world that He gave His one and only Son. John 3:16

Memory Verse Path

For God

so
loved

the
world

Let the children draw around their feet or shoes on pieces of paper. They can cut them out, if desired. Write one or two words of the memory verse on each footprint. Tape the footprints to the floor to make a path on which the children can step. As a child steps on a footprint, everyone in the family says the word or words in the verse. Repeat this activity as long as interest remains. Repetition is the key to remembering, and there is nothing more important to remember than God's Word.

"Jesus Is," Theme Song

(tune: "Here Comes Peter Cottontail")

Jesus is the Son of God; He has come from up above.
God has sent His one and only Son.
If we will believe in Him, if we love and follow Him,
He will give us everlasting life.



Jesus chose disciples who wanted to learn more about the Son of God.

Draw ten more disciples and see if you can name them all. (Luke 6:12-16)

JHN01ECPPP