

Materials I Need:**Memory Verse:**

Two- and three-year-old verse: John 14:6: Jesus said, "I am the way and the truth and the life."

Four- and five-year-old verse: John 14:6: Jesus said, "I am the way and the truth and the life.

No one comes to the Father except through Me."

Aim Questions for 2's & 3's:

1. **Did the soldiers come at night to take Jesus to jail?** *(Yes. Jesus would not let His disciples fight for Him. He healed the servant's ear.)*
2. **Did the disciples feel sad when Jesus was taken to jail?** *(Yes. Peter and John waited in the courtyard to see what would happen to Jesus.)*
3. **Did Jesus let the soldiers put a crown of thorns on Him and crucify Him on a cross?** *(Yes. Jesus knew that it was the only way we could live in heaven with Him. Say the memory verse.)*
4. **Did Joseph and Nicodemus lovingly bury Jesus' body in a cave?** *(Yes. They wrapped Jesus' body with strips of cloth, oils, and spices.)*

Aim Questions for 4's, 5's & K:

1. **How did Jesus protect His disciples when the soldiers came to arrest Him?** *(Jesus willingly went with the soldiers. He stopped His disciples from fighting and healed the servant's ear that Peter had cut off.)*
2. **What happened to Peter while he was warming himself by the fire in the high priest's courtyard?** *(Three times when asked, Peter said that he did not know Jesus. When the rooster crowed, Peter remembered what Jesus had said, and he felt terrible).*
3. **Why did the Roman governor, Pilate, want to let Jesus go free?** *(Pilate knew that Jesus was innocent, but he was afraid of the Jewish people, so he let Jesus be crucified.)*
4. **What did Jesus do to show His love when He died on the cross?** *(Jesus took care of His mother when He asked John to take care of her, and, as the "Shepherd" of His "sheep," Jesus took the punishment that you and I deserve for our sins.)*
5. **How do people find the way to live with God in heaven?** *(Say the memory verse.)*

Key for symbols:

- This box symbol represents ideas that can be used for two-year-olds through kindergarten. Please remember to slow down the pace for two-year-olds and keep the pace moving for five-year-olds.
- ② This symbol represents ideas that are best used for two- and three-year-olds.
- ④ This symbol represents ideas that are best used for four-year-olds through kindergarten.

Hook:

- Pounding Nails Center:** Bring blocks of styrofoam to class along with some golf tees. Provide wooden or toy hammers for the children to pound the tees into the styrofoam. Have the children pretend the Styrofoam is wood and the tees are nails. Four- and five-year-olds are able to handle real wood, nails, and hammers if they are closely supervised. "We can use the wood and nails to build many wonderful things such as houses and furniture. But today, we'll learn that Jesus was

crucified on a wooden cross by using nails. It was Jesus' way of building a home in heaven for those who believe in Him."


- Play Dough Tombs and Crosses:** Form ropes of dough into crosses. Make a cave out of a hollowed out ball. Place a small ball or rock in the entrance to the tomb. Talk about how people were buried in caves when Jesus lived on earth.
- Olive Tree Planting:** After teaching the children about the Kidron Valley, the valley that separated Jerusalem from the hill, the Mount of Olives, give each child a pitless black olive. Tell the children they can eat the olive if they want. Show the children the pit that is usually inside an olive by cutting one in half that has a pit. Tell the children how the olive tree grows from the little pit. Only God can make a tree grow, and only by God can anything grow. It might be a good time of year to plant a few seeds that sprout easily. Herbs will do the best this time of year. Week by week, watch with the children to see the seeds take root. Make sure to water it. Tell the children that Jesus had to die, as a seed has to die in the ground, so that faith in Jesus can grow in our hearts.
- The Rubber Ear Center:** Bring a costume rubber ear to class and ask if it belongs to anyone. Allow the small group to try it on and discuss where it could have come from or how it got into their classroom. In today's Bible Adventure, Jesus heals someone's ear, showing again that He is the powerful Son of God.
- Rope Center:** Bring several soft, pliable ropes to class and have the children experiment by tying the leader's hands or feet together. Emphasize never putting the rope around the leader's neck. Try to tie the rope tight enough with knots to keep the leader from working himself free. In today's Bible Adventure, Jesus' hands were tied together by His enemies. Jesus could have gotten free but He didn't because He was doing what God had asked Him to do.
- Jesus' Body Is Cared For By His Friends:** Bring a couple of old blankets and some inexpensive perfume. Take turns rolling individual children up in the blankets. Carefully squirt them with a little perfume before rolling them up. Have fun unrolling them! Jesus' friends loved Him very much and today's Bible Adventure tells how they lovingly cared for Jesus' body.
- Pin (Tape) the Ear on the Soldier: (JHN10ECGF7)** Trace around a child on a large piece of butcher paper. Tape this on the wall. Let children color an ear (GF7) and tear it out. Take turns blindfolding the children and spinning them around to see where they tape the ear on the man. Younger children can tape the ear without a blindfold. Peter wanted to fight for Jesus and cut off the ear of the high priest's servant. Jesus put the ear back on the man's head, and it was healed because He is the powerful Son of God.
- ④ **"What is in the Bag?" Activity:** Place items in a bag that the children will hear about in the Bible Adventure today. Tie or tape each item to a long rope and carefully place it in a large bag. Let children take turns pulling out an item and telling the others what it is. Here is a possible list of items: a hat a soldier might wear, a picture of a fire, a lamb puppet, a shepherd picture, a piece of rope, a picture of a rooster, the word "lies" written on a piece of paper, a crown of thorns, cloth strips, a nail, a sad face, a crown, a cross, a picture of Jesus' mother.
- ④ **Relay Game:** Divide children into pairs and then into two teams. Bind two of their legs together with a rope or cord. Their task is to hop together to the other side of the room and back. Then the next pair in line hops across (legs already bound). See which team finishes first. Jesus' hands were tied with ropes when He was arrested in the olive garden.
- ④ **"Bind Your Man" Game:** With children divided into two teams, instruct each to select their "man!" Give them a piece of rope of equal length. See who can bind their man with the rope first.



Book:

Presentation Ideas -

- Color and mount the **JHN10ECGF1, JHN10ECGF2, JHN10ECGF3, JHN10ECGF4, JHN10ECGF5,** and **JHN10ECGF6** pictures on construction paper. Show them as you tell the Bible Adventure. Save the pictures and use them for review as you continue through the gospel of John.

 Take the children out in the foyer, under a silk plant, pretending to be in the olive garden with Jesus. Tell the first part until Jesus goes to the high priest's house. Go back to the room and have the teachers role play the denial of Peter and tell the remainder of the Bible Adventure.

Bible Adventure for 2's & 3's-

(Show the JHN10ECGF1 picture.) Jesus and His disciples were waiting among the olive trees as the soldiers came walking up the hill toward them.

When the soldiers reached Jesus, Jesus stepped forward and said, "Who are you looking for?" The soldiers said, "We want Jesus of Nazareth."

(Lower your voice and speak distinctly.) Jesus said, "I am He," and when He said those words, all the soldiers fell to the ground, just from hearing Jesus' words. Jesus had powerful words.

Peter did not want the soldiers to arrest Jesus and take Him to jail. *(Put up your fists.)* Peter wanted to fight for Jesus. *(Pretend to draw a sword.)* He took out his sword and cut off the ear of the high priest's servant. Swish!

(Put your arm out as if to signal a stop.) Jesus immediately stopped the fight. He said to Peter, "Put your sword away! I must go with them." Then Jesus calmly put the ear back on the servant's head, and immediately the ear was healed. Jesus healed the ear because He was the powerful Son of God.

The soldiers arrested Jesus, bound His arms with ropes, and took Him to the high priest's house.

(Show the JHN10ECGF2 picture.) Peter and John waited in the courtyard outside the house. It was cold in the courtyard, so someone built a fire. Peter and John stood warming their hands by the fire. They waited and waited to see what would happen to Jesus.

(Show the JHN10ECGF3 picture.) The rooster began to crow because it was early morning. The soldiers led Jesus out of the high priest's house, through the courtyard, to the palace of Pilate, the Roman governor. Peter was sad to see what was happening to Jesus.

(Show the JHN10ECGF4 picture.) The Jewish leaders said to Pilate, "Jesus says He is the Son of God, but we don't believe Him. You should hang Him on a cross." Outside, the people were yelling, "Crucify Jesus! Crucify Jesus!"

(Show a thorn bush. Touch one of the thorns and draw a little blood. Make a sad face.) Pilate let the soldiers take Jesus away and put a crown of thorns on His head. The scratchy thorns made Jesus' head bleed, but Jesus didn't mind because He knew that it was the only way that you and I could have eternal life.

(Show the JHN10ECGF5 picture.) The soldiers took Jesus away and crucified Him on a cross. The "Good Shepherd" was giving His life for His "sheep." The people who loved Jesus were very sad. When it was time for Jesus to go back to His Father in heaven, He bowed His head, gave up His Spirit, and died.

(Show the JHN10ECGF6 picture.) Joseph of Arimathea and Nicodemus took Jesus' body down from the cross and lovingly wrapped His body with cloth, oils and spices, and laid Him in a nearby tomb. *(Wrap someone's arm or head with a strip of cloth.)* The men rolled a large stone in front of the door of the cave.

Next week, we will hear about how Jesus came back to life, and how the disciples' sadness turned to joy.

Prayer: Dear God, thank You for sending Your Son, Jesus, who loved me enough to die on the cross. He is the way, the truth, and the life. In Jesus' name, Amen.

Bible Adventure for 4's, 5's & K-

(Show the JHN10ECGF1 picture.) Jesus and His disciples were waiting among the olive trees as the Roman soldiers and temple guards came walking up the hill toward them. Jesus could see the torches and the swords of the soldiers bobbing up the hill. Jesus could see Judas leading the group. Judas had betrayed Him and was helping the enemy, just as Jesus knew he would do.

When the soldiers reached Jesus, He stepped forward and said, "Who are you looking for?" Jesus knew all that was going to happen, but He wanted to protect His disciples, just as a shepherd protects his sheep.

The soldiers said, "We want Jesus of Nazareth." *(Lower your voice and speak distinctly.)* Jesus said, "I am He," and when Jesus said those words, all the soldiers fell to the ground, just from hearing Jesus' words. Jesus' words had great power.

The soldiers got up, and Jesus said, "If you are looking for Me, then let these disciples go free." Jesus wanted to make sure everything happened just as the Scriptures had said they would.

Peter did not want the soldiers to arrest Jesus. He was going to fight for Jesus, so he took out his sword and cut off the ear of the high priest's servant. Swish!

(Put your arm out as if to signal a stop.) Jesus immediately stopped the fight. He said to Peter, "Put your sword away! Don't you know that I must go with them? This is all part of God's plan." Then Jesus calmly put the ear back on the servant's head, and immediately the ear was healed. Jesus healed the ear because He was the powerful Son of God.

The soldiers arrested Jesus, bound His arms with ropes, and took Him to the high priest's house.

(Show the JHN10ECGF2 picture.) Peter and John went into the courtyard outside the high priest's house. As Peter came through the gate to the courtyard, the girl at the gate said, "You are not one of Jesus' disciples, are you?" Peter was afraid, and so he lied, "No, I don't know Him." Uh-oh! Peter lied about knowing the Son of God.

It was cold in the courtyard, so someone built a fire. Peter stood warming his hands by the fire. A man turned to Peter and said, "You are one of Jesus' disciples, aren't you?" Peter was so confused and afraid that he lied again. Peter said, "I am not one of Jesus' disciples." How could Peter lie twice about knowing the Son of God?

About an hour later, one of the relatives of the man whose ear was cut off by Peter said, "Didn't I see you with Jesus in the olive grove?" Peter was getting more and more upset, and he lied again. He said, "I don't know what you are talking about."

(Show the JHN10ECGF3 picture. Point to the rooster.) Just then, the rooster began to crow because it was early morning. When the rooster crowed, Peter remembered what Jesus had said to him. Earlier, when Peter was bragging to Jesus about how he would fight for Him, even if no one else did, Jesus had said, "Peter, before the rooster crows, you will deny that you even know Me. You will deny Me three times before the rooster crows."

Just as the rooster crowed, the soldiers led Jesus out of the high priest's house, through the courtyard. Jesus looked at Peter, and Peter remembered what Jesus had said. Peter felt terrible inside. He left the courtyard, sad and weeping, because he had lied about knowing Jesus. Peter wondered what would happen to him now. Would Jesus still love him? Would Jesus want him to be part of His "flock of sheep?" Peter's heart had never felt more sad and guilty.

(Show the JHN10ECGF4 picture.) The Jewish leaders led Jesus to the palace of Pilate, the Roman governor. They said to Pilate, "Jesus should die because He has broken our law. He claims to be the Son of God, but we don't believe that He is."

Pilate took Jesus inside the palace and said to Him, "Are You a king?" Jesus said, "I am a king, but My kingdom is not of this world. My kingdom is in heaven. You would have no power to hold Me if My heavenly Father did not want you to."

Pilate knew that Jesus was not guilty, but he didn't want to make enemies with the Jewish people who were standing outside his palace. The people were yelling, "Crucify Jesus! Crucify Jesus!" So Pilate let the soldiers take Jesus away to flog His back with a whip. The soldiers mocked Jesus by putting a purple robe on Him like a king would wear, and a crown of thorns on His head. Jesus' head and back were bleeding. Jesus let Himself be bruised and hurt so that you and I could be part of His family and live in His eternal kingdom.

(Show the JHN10ECGF5 picture.) The soldiers took Jesus to a hill called Golgotha and crucified Him on a cross. Jesus hung there between two robbers. Pilate had a sign put on Jesus' cross that said, "King of the Jews." People who walked by the cross wondered why the king of the Jews was dying on a cross. It didn't make sense to them. But, it made sense to God. The "Good Shepherd" was giving His life for His "sheep."

Jesus looked down from the cross and saw His mother, Mary, and His disciple, John. Even though Jesus was suffering, He always cared for His people. Jesus said to His mother, "Dear woman, John will take care of you as a son takes care of a mother." Jesus said to John, "Take care of My mother after I am gone."

When Jesus had been on the cross for three hours, it was time for Him to go back to His Father in heaven. Jesus bowed His head, and said, "It is finished." Jesus' work as the Shepherd on earth was complete. Jesus had taken the punishment that you and I deserve for our sins. Jesus gave up His Spirit and died.

(Show the JHN10ECGF6 picture.) The people who loved Jesus were very sad even though Jesus had told the disciples that He would go away from them for a little awhile. Joseph of Arimathea asked Pilate if he could take Jesus' body down from the cross and put Him in a grave. Pilate gave permission, and Joseph and Nicodemus laid Jesus' body in a nearby cave. Nicodemus brought spices and oils to put on Jesus' body, and the two men lovingly wrapped Him in strips of linen. They rolled a large, heavy stone in front of the tomb so that no one could get in.

It was the Passover, and all the people went to their homes to prepare for the day of sacrificing lambs that would be the substitutes for their sins. The people who loved Jesus were too sad right then to remember that Jesus had told them He was the Lamb of God who came to take away the sins of the world. Jesus had finished His work on earth.

Prayer: Dear God, thank You for sending Your Son, Jesus, who loved me enough to die on the cross. He is the way and the truth and the life. In Jesus' name, Amen.



Look:

- Aim Questions:** The questions can be written on the back of the pictures used for today's Bible Adventure. Lay the pictures out for the children to see and then review the picture that has the correct question written on the back. Have a child pick out the right picture for the leader to read to him.
- Snack:** Form crosses with pretzels by dabbing some frosting from a can a third of the way down a stick pretzel. Place another pretzel crosswise on the frosting. Eat pretzels while talking about times they have either told or been tempted to tell a lie and why it is wrong.
- Making a Cross Activity:** Using two craft sticks, let the children glue them together in the shape of a cross. Older children can make three crosses and insert them into the raised parts of a three-egg-carton section that has been turned upside down. Explain to the children what a cross is used for and why Jesus was hung on a cross between two robbers. Be considerate of the ages in this young group, of course. Explain gently without frightening the children.
- Memory Verse Door Hanger: (JHN10ECGF9 and JHN10ECGF10)** As you explain the memory verse, show the children the pictures representing the verse (an arrow for way to God, a Bible for truth, and a cloud for eternal life in heaven). Glue them onto the appropriate places on the door-hanger. Have the children place their door hangers on their bedroom doors to help them remember the verse every day.
- Picture Block Review: (JHN10ECGF8)** Let children color the GF8 pictures, cut them apart, and glue them to the sides of paper boxes. (Request white paper boxes from the Bible School office.) To make a review game, let the children drop the box and see which picture lands upright. The children can tell what happened in the Bible Adventure. Older children can mix the pictures up and then place them in the order of what happened in the Bible Adventure. Emphasize Jesus' love for us in dying on the cross for our sins.
- Memory Verse Review:** Jesus told His disciples, "I am the way and the truth and the life. No one comes to the Father except through Me." Sing the John 14:6 Memory Verse Song with the children copying what the leader is doing. The leader touches different parts of her body while she sings the verse and the class tries to keep up with her. Touch head, shoulders, knees, toes, ears, shoulders, etc.
- "Pounding" Finger Play:**

This is my right hand,	<i>(Show your right hand.)</i>
I'll raise it up high,	<i>(Raise your hand high.)</i>
This is my left hand,	<i>(Show your left hand.)</i>
I'll touch the sky.	<i>(Raise your hand really high.)</i>
Right hand, left hand,	<i>(Show one hand, then the other.)</i>
Roll them around.	<i>(Roll your hands.)</i>
Left hand, right hand,	<i>(Show one hand, then the other.)</i>
Pound, pound, pound.	<i>(Hit your fists together.)</i>
- "The Rooster Crows" Game:** The leader stands 20 feet in front of the class, facing away from the children. The class sneaks up behind the leader while asking the question, "What kind of animal are you?" The leader responds by making different animal sounds (baa, moo, oink) but when he says,

"cockle doodle do!", he turns around and tries to tag the children before they can squat down on the floor. Those who are tagged go sit by another leader for one turn and watch the game. The rest of the group walks back to the starting place, and the sequence is repeated.

"Rover, Rover, Where's Your Bone?" Game: A child sits in a chair, his back to the class with his eyes closed. A "bone" is under his chair. The rest of the group is sitting cross-legged on the floor. A child from the group takes the "bone" and sits on it. All the children sing, "Rover, Rover, where's your bone? Someone took it from your home." Rover (child) gets out of his chair and accuses three people of taking his "bone." Ask the class to work as a group and not point out to Rover who took the "bone."

Role Play Peter's Denial: Ask two teachers to role play Peter's denial. Let children be the rooster that gets to crow at the end. Let them practice before starting the play. See the story presentation idea for using this activity.

Circle Game: To get the "wiggles" out of the children today, play the following game to the tune of "Ring around the Rosie."

March around the circle. March around the circle. *(Hold hands and walk in a circle.)*

Jesus died. Jesus died. *(Hang your head and walk slowly.)*

So we can live! *(Spread your legs and reach your arms high.)*

Sponge Stamped Picture: Sketch a line across a paper with a brown marker to represent a hill. Use strips of sponge dipped in a small amount of brown tempera paint in a pie plate in the center of the table. Press these on the hill in the fashion of crosses. Place three crosses on the hill. Review the Bible Adventure while stamping. Have wet paper towels handy for any paint that gets on hands. Set the pictures aside to dry.

Scratch Pictures: Children will color a piece of cardstock paper black with the side of a black crayon. Show the children how to make a dark color. Use the edge of a penny to scratch a picture of three simple crosses on a hill. Talk about Jesus dying on the cross for our sins, what he said to the disciples about coming back, and what he said to John about taking care of His mother.

④ **Bible Adventure Review:** Let children show you with a thumbs up or a thumbs down gesture whether the following statements are true or false. For more activity, sit down (false) and stand up (true). A variation would be to hide the sentences around the room, find them, sit in the chair circle, and read them consecutively as a child brings one up to you. End this activity with a prayer, thanking Jesus for what He did for us.

1. Jesus was eating a snack with His disciples by the ocean.
2. Soldiers came to get Jesus.
3. The soldiers carried suitcases.
4. Soldiers came with swords and torches and found Jesus with His disciples.
5. Jesus hid in the house.
6. Jesus came to meet the soldiers and told them that He was who they were looking for.
7. When Jesus said, "I am He," the soldiers fell on the ground.
8. Peter was standing there eating an ice cream cone.
9. Peter didn't want Jesus to be arrested.
10. Peter cut the hand off one of the soldiers.
11. Jesus healed the man's ear.
12. Roosters go "cock-a-doodle-do!"
13. Jesus told Peter that he would deny Him three times before the rooster crowed.
14. Peter said, "I love you, Jesus" three times before the rooster crowed.
15. Peter said, "I don't know Jesus" three times.
16. Peter happily skipped away after the rooster crowed.
17. Peter left very sad because he knew he had lied about Jesus.
18. Jesus stood before Pilate and said, "I am King of the Jews, but My kingdom is in heaven."
19. Pilate knew Jesus wasn't guilty, but he let the soldiers hurt Jesus anyway.
20. People were saying, "Crucify Him. Crucify Him."
21. The soldiers put a helmet on Jesus.
22. Jesus asked John to care for His pet.
23. Jesus was the King of the Jews, and He died on a cross for us.
24. Jesus told the disciples He would come back.
25. Everyone skipped to their homes.

26. Joseph and Nicodemus prepared Jesus' body and placed it in a cave.

- ④ **Musical Adventure Review:** Tape the pictures and symbols for today's Bible Adventure onto the floor under the children's chairs that have been placed in a circle. When the music plays, the children walk around the circle, sitting on the closest chair when the music stops. Ask who is sitting over picture number one, and let that person tell the class what is happening in the picture or what the symbol represents.
- ④ **Bible Adventure Review:** Review the Bible Adventure with five props or pictures--a sword or rope representing Jesus' arrest, a rooster reminding us of Peter's denial, a crown of thorns, a nail for Jesus' crucifixion, and cloth strips for Jesus' burial. Talk with the children about the meaning of the props or pictures, then let the children tell the teachers.

Songs:

Memory Verse Song, John 14:6 (tune: "London Bridges")
Jesus answered, "I'm the way, and the truth, and the life."
"No one comes to Father God, but by Me-e."

"Jesus Is" Theme Song (tune: "Here Comes Peter Cottontail")
Jesus is the Son of God; He has come from up above.
God has sent His one and only Son.
If we will believe in Him, if we love and follow Him,
He will give us everlasting life.

(Verse nine)

Jesus came to save the lost; came to die upon a cross.

(Repeat the last three lines from the first verse.)




Took:


- Bible Adventure Booklet Reminder: (JHN10ECGF11)** Color the pictures and review the sequence of events. Pray together, thanking Jesus for dying for our sins so we could believe in Him and live with Him in heaven forever.
- Preschool Page for Parents: (JHN10ECPPP)** Send a page home with each child, encouraging parents to take advantage of the reinforcement of Bible truths that can happen at home. Spend a few minutes before the children go home creatively reviewing the song and memory verse.
- ④ **"Cross of Nails" Necklace:** Use this necklace as a reminder that Jesus loved us so much that He gave His life for our sins. You will need a two-inch nail and a 1.5-inch nail per child. Before class, blunt the ends of the nails by hammering the sharp ends slightly. (If desired, use two dried twigs in place of nails.) Lay the 1.5" nail across the 2" nail, about one third of the distance from the nail head. Bind the nails together by tightly wrapping thin wire, yarn, pipe cleaners, or cording around the nails in a crisscross technique. Glue if necessary. Attach a length of yarn, cording, or ribbon so that the children can wear the crosses around their necks.
- ④ **Paper Plate Story Reminder: (JHN10ECGF12)** You will need two paper plates per child, a brad paper fastener, GF12 pictures that represent parts of the story today, and crayons or markers. Let children color the pictures. Cut them apart or tear them and glue them around the edges of one paper plate. Cut a 2" wedge out of the other plate and attach it to the top of the picture plate with the brad. Glue the memory verse to this outside plate and let children decorate with stickers, stamps, or crayons.



The soldiers came to arrest Jesus at the olive grove.



Peter lied and said he did not know Jesus.




JHN10ECGF3

When the rooster crowed, Peter felt terrible about lying about Jesus.




JHN10ECGF4

The religious leaders wanted to crucify Jesus because He was the Son of God.



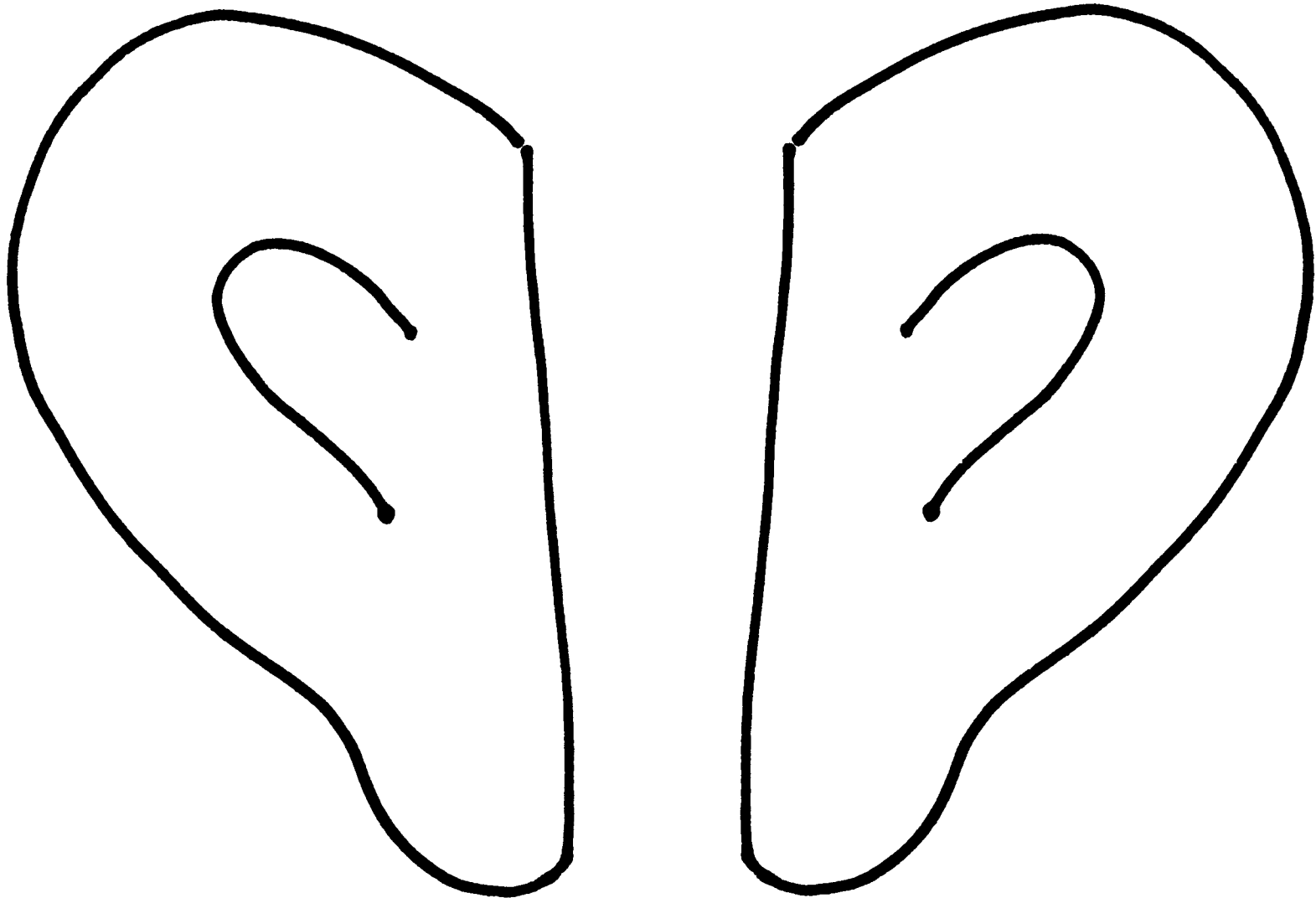
Jesus died on a cross so that we could have eternal life.


JHN10ECGF5




Joseph and Nicodemus lovingly laid Jesus' body in a tomb.

"Pin the Ear on the Soldier" Game






Jesus healed the
soldier's ear because
He was the powerful
Son of God.



Jesus wore a crown of thorns.




Jesus took the punishment for my sins.

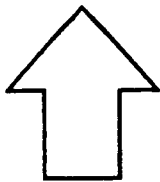


Jesus' body was laid in a cave.


Memory Verse Door Hanger




Jesus said,



"I am the way




and the truth



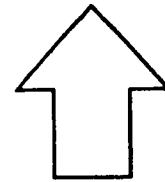
and the life.

No one comes to the Father
except through Me."


John 14:6




Jesus said,



"I am the way



and the truth











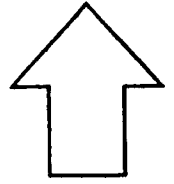
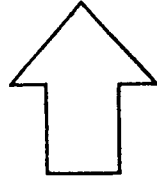
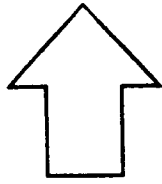
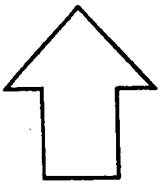








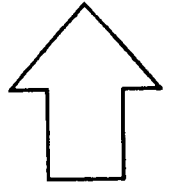
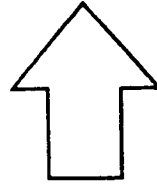
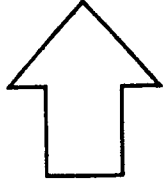
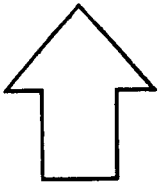
and the life.

No one comes to the Father
except through Me."

John 14:6

Memory Verse Door Hanger Pictures


Cut the GF10 pictures apart and let the children glue the pictures on the corresponding GF9 door hanger pictures.



3.


Jesus came to save the lost, came to die upon a cross.
 (Repeat the last three lines from the first verse.)

Jesus is
 (tune: "Here Comes Peter Cottontail")
 Jesus is the Son of God; He has come from up above.
 God has sent His one and only Son.
 If we will believe in Him, if we love and follow Him,
 He will give us everlasting life.



2.

The religious leaders
 wanted to crucify Jesus.



Joseph and Nicodemus lovingly laid
 Jesus' body in a tomb.



Jesus is
 (tune: "Here Comes Peter Cottontail")
 Jesus is the Son of God; He has come from up above.
 God has sent His one and only Son.
 If we will believe in Him, if we love and follow Him,
 He will give us everlasting life.

4.

The soldiers came to arrest Jesus.




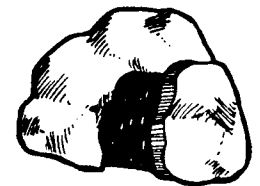






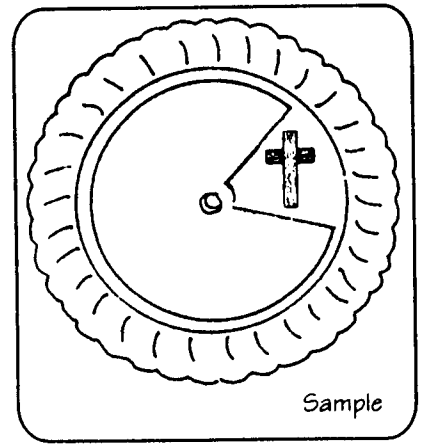



John 14:6, Memory Verse Song
 (tune: "Jimmy Crack Corn")

I am the way and the truth and the life.
 I am the way and the truth and the life.
 No one comes to the Fa-a-ther
 Except thro-ough Me.

1.

Paper Plate Story Reminder





This is what I learned today!

We learned that Jesus died because it was all part of God's plan.

Jesus' disciples didn't want Jesus to be arrested. Peter even cut off an enemy's ear with a sword but then later denied knowing who Jesus was. Peter really loved Jesus, and it made him sad after he had lied about knowing the Son of God.


Given an unfair trial, Jesus was treated cruelly and then crucified on the cross. He had taken the punishment that we deserve for our sins. Jesus let Himself be bruised and hurt so that we could live in His eternal kingdom in heaven.

Today's Memory Verses:

(2's & 3's) Jesus said, "I am the way
and the truth and the life." John 14:6

(4's & 5's) Jesus said, "I am the way
and the truth and the life. No one comes
to the Father except through Me."
John 14:6

On a hill far away. . .



Give each of your children a piece of thick paper or cardboard and a black crayon. Show the children how to color a thick layer of dark color on the paper.

Use the edge of a penny to scratch a picture of three simple crosses on a hill. Talk about Jesus dying on the cross for our sins and how He took the punishment that we deserve.

Say a simple prayer thanking Jesus for being the way to eternal life.

"Jesus Is," Theme Song


(tune: "Here Comes Peter Cottontail")

Jesus is the Son of God; He has come from up above.
God has sent His one and only Son.
If we will believe in Him, if we love and follow Him,
He will give us everlasting life.

(Song verse ten)

Jesus came to save the lost;
Came to die upon a cross.

(Repeat the last three lines from the first verse.)



Jesus died on a cross so that we could have eternal life.