

Materials I Need:

Memory Verse:

Two- and three-year-old verse: John 14:6: Jesus said, "I am the way and the truth and the life."

Four- and five-year-old verse: John 14:6: Jesus said, "I am the way and the truth and the life. No one comes to the Father except through Me."

Aim Questions for 2's & 3's:

1. **Were the disciples worried and sad because Jesus would be leaving them?** *(Yes. Jesus had told them He would be leaving them soon to die on a cross.)*
2. **Did Jesus promise to come back for the disciples?** *(Yes. Jesus told the disciples that He was going to heaven to prepare a special place for them and would come back for them. Say the memory verse.)*
3. **Did Jesus promise to send the Holy Spirit to help the disciples?** *(Yes. Jesus told the disciples that the Holy Spirit would help them not be sad.)*
4. **Did Jesus promise to help the disciples love each other?** *(Yes.)*
5. **Did Jesus pray to God for His disciples?** *(Yes. Jesus asked God to take care of the disciples and give them love for each other.)*

Aim Questions for 4's, 5's & K:

1. **Why were the disciples worried and sad?** *(Jesus told them that He would be leaving them soon.)*
2. **What three things did Jesus promise the disciples that would make them feel better?** *(Jesus told the disciples that He was preparing a place for them in heaven, that the Holy Spirit would come to live in them, and that He would give them love for each other if they stayed closely connected to Him.)*
3. **How did Jesus tell the disciples to produce the "good fruit" of love for other believers?** *(Jesus told the disciples to stay closely connected to Him and His words, like a branch on a tree. Say the memory verse.)*
4. **What did Jesus pray and ask God for the disciples?** *(Jesus asked God to protect the disciples and give them love for each other.)*

Key for symbols:

- This box symbol represents ideas that can be used for two-year-olds through kindergarten. Please remember to slow down the pace for two-year-olds and keep the pace moving for five-year-olds.
- ② This symbol represents ideas that are best used for two- and three-year-olds.
- ④ This symbol represents ideas that are best used for four-year-olds through kindergarten.

Hook:

- A House With Many Rooms:** Using as many blocks as possible, spread them out on the floor and encourage the children to make shapes of rooms that would be in a large house. Leave spaces for hallways and doorways and have the children walk through the maze going from room to room. Today's Bible Adventure tells of God's house in heaven having many rooms--enough rooms for everyone who loves Him.

Home Box: Bring a large (appliance) box in which you have cut windows and a door. Let the children color the box and decorate it like a home. They could staple curtains on the windows, paint the walls with markers, and draw rooms on the inside. Pretend that this is their home that they are making. Talk about our heavenly home that Jesus promised to make for us.

Are You Sad?: Line up several stuffed animals in a row. Choose a leader first to sit across from the animals and pretend to be sad. The leader mentally chooses one of the animals that would make him "feel better." Have one child at a time choose one animal and present it to the leader. If it is the one he had chosen, he accepts it and feels happy. If it is the wrong animal, he shakes his head "no" and another child gets a chance to choose the right animal until the right one is found. Repeat the process with a child taking the place of the sad leader. After he has mentally chosen the animal that would make him feel better, he whispers it to the leader and the children start choosing which animal it is. Make sure each child picks up an animal and kindly presents it to the sad person and doesn't just call out the name of the animal. In today's Bible Adventure, the disciples are very sad because of what Jesus told them would happen to Him.

Small Group Prayer: Jesus loved His disciples very much. He prayed to His Father in heaven for them. Jesus asked His Father to take care of His disciples after He was gone. Have the leader kneel with his small group, with folded hands and bowed heads. The leader prays out loud, focusing on asking for something specific for each member of the group. (Ben to have a gentle heart, Sarah to want to obey, Joe to help his mother, etc.) After praying for each member of the group, ask each child if he would like to pray out loud. Say a second prayer and this time include those who want to pray and allow the prayer to be open to anything.

Furnishing God's House: (Teacher Acquired Materials Needed) Tape butcher paper or poster paper to the wall at the children's eye level. Draw a rough outline of a house and divide it into many large-sized rooms. Provide cutout pictures of indoor and outdoor furniture, appliances, floor coverings, toys, etc., to paste in and around the outline of the large house. God's house may not look like the house that we live in, but God does promise there will be room for everyone who believes in His Son, Jesus Christ.

Matching (or Memory) Picture Game: (JHN09ECGF6) Color matching sets of the pictures of fearful situations for children. Cut them apart. Younger children can find the matches while older children can turn them over and try to turn up the matching pictures, taking turns. Talk about the disciples being afraid when Jesus was going to leave them, but Jesus told them He was going to send the Holy Spirit to live inside them to help and comfort them. Jesus does the same for those who believe in Him today. Talk about Jesus helping us have victory over every trouble we may have.

④ **Teaching the Memory Verse: (JHN09ECGF13)** Give each child a memory verse maze. Have the children move their fingers through the maze to each area as it is read. Stop at the circle, square, and star when you say, "the way, the truth, and the life." At the end of the trail is God the Father and heaven.

④ **Scavenger Hunt for Review Pictures: (JHN09ECGF6)** Review previous lessons by hiding pictures around the room from those lessons. Ask each child to return to his chair when he finds one picture. You could also include the GF6 fearful pictures.

④ **"Stay Close to Jesus" Game: (JHN09ECGF7)** Sketch a large picture of Jesus and hang it on the wall. (Blow up a picture from the story or just sketch the outline of a person.) Let the children color the GF7 child to look like themselves. Put a blind fold on a child and let him try to pin (tape) his picture as close to Jesus as he can. The Bible Adventure is going to tell us why it is important to stay very close to Jesus. We want to be connected to Jesus so we can love people like He loved others.

④ **"Staying Close" Relay:** Divide children into two teams of pairs and ask them to stand beside each other facing in one direction. Instruct them to intertwine their inside arms, placing their hands (of those arms) behind their backs. Give the children a large ball to hold together with their other arms. They are to walk across the room and back, giving the ball to the next pair in line. Do the same while holding a Bible. We are to stay close to Jesus and His word. Sometimes that is hard, just like it was hard for you to hang onto the Bible.

- ④ **Promises:** Talk about promises that people make and keep or don't keep. Maybe a parent promised to take you fishing but never did it. Ask children if they have ever promised a friend that they would call them on the phone but forgot to do it. Jesus makes promises in the Bible but He always keeps His promises. Promise the children that they will have a special snack today, but don't tell them what it is!



Book:

Presentation Ideas -

- Color and mount the **JHN09ECGF1, JHN09ECGF2, JHN09ECGF3, JHN09ECGF4,** and **JHN09ECGF5** pictures on construction paper. Show them as you tell the Bible Adventure. Save the pictures and use them for review as you continue through the gospel of John.

Bible Adventure for 2's & 3's-

(Show the review JHN08ECGF1 picture of Jesus washing the feet of His disciples.) Jesus showed His love for His disciples by washing their feet. After He finished serving the disciples, Jesus spoke words of love to them. *(Hold up three fingers. Have the children hold up three fingers.)* Jesus had three promises to give His disciples.

(Show the JHN09ECGF1 picture.) Jesus said, "Don't be sad or afraid when I die on a cross. You won't see Me for awhile, but then you will see Me again when I come back to life. You will be sad for a little while, and then you will be glad because you will see Me again.

(Show the JHN09ECGF2 picture.) After I come back to life, I will go to heaven to prepare a special place for you. In My Father's house are many rooms. There will be plenty of rooms for you and for all the people who love Me. I promise you *(hold up one finger)* a place with Me in heaven.

Jesus said, "I am the way to heaven. I am the way, the truth, and the life. I am the only way to God. If you believe in Me, I promise you that you will live in heaven with Me after you die."

Jesus and the disciples left the room and went outside in the night. They began walking along the path down the Jerusalem hill.

(Hold up two fingers.) Jesus made another promise. Jesus said, "Don't be afraid after I am gone. I will not leave you alone. I promise to send the Holy Spirit to help you. The Holy Spirit will help you not be sad or lonely. The Holy Spirit will never leave you alone."

(Show the JHN09ECGF3 picture.) God the Holy Spirit did come to the apostles at Pentecost. He gave them power to preach about Jesus.

(Show the JHN09ECGF4 picture.) Jesus said, "Just as fruit grows on a branch that is connected to a tree, you will 'grow' love for each other if you stay close to Me. I promise you, *(hold up three fingers)* if you obey Me, you will have love in your hearts for others."

(Show the JHN09ECGF5 picture.) Jesus stopped talking to the disciples and started talking to God. Jesus said to His Father God, "Please take care of My disciples like a shepherd takes care of his sheep. Help them love each other."

When Jesus finished praying, He took His disciples into a grove of olive trees on a hill beside Jerusalem. He wanted to pray more before He had to leave His disciples.

Prayer: Dear God, thank You for sending Your Son, Jesus, who loves us. Help us stay close to Him so that we can love other Christians around us. In Jesus' name, Amen.

Bible Adventure for 4's, 5's & K-

(Show the JHN09ECGF1 picture of Jesus at the table with His disciples.) It was Thursday night of the Passover week, and Jesus had just shown His love for His disciples by washing their feet. After He finished serving the disciples, Jesus spoke words of love to them. It would be His last chance to tell them how much He loved them. Jesus had three promises to give His disciples. *(Hold up three fingers.)*

Jesus said, "Don't be sad or afraid because I must die on a cross. You won't see Me for awhile (three days), but then you will see Me again when I come back to life. You will be sad for a little while, and then you will rejoice and be glad because I will show Myself to you for forty days on earth. Then I will go back to My Father in heaven and you won't see me with your eyes.

(Show the JHN09ECGF2 picture.) “But, I won’t stay away from you forever. (Hold up one finger.) I promise to come back for you. I will go to heaven to prepare a special place for you. In My Father’s house are many rooms. There will be plenty of rooms for you and for all the people who love Me. I promise you a place with Me in heaven after you die.

“Now you know where I am going and you know the way.” Thomas said to Jesus, “Lord, we don’t understand where you are going, so how can we know the way?”

Jesus said, “I am the way, the truth, and the life. I am the only way to God the Father. No one comes to the Father except through Me. If you believe in Me, I promise you that you will live in heaven with Me after you die.”

Jesus got up from the table and said, “Come now; it is time for us to leave.” Jesus and the disciples left the room and went outside in the night. They began walking along the path down the Jerusalem hill.

Jesus continued talking to the disciples, “Don’t be afraid. After I am gone, I will not leave you alone. I promise you that the Father will send the Holy Spirit to live inside you and help you. (Hold up two fingers.) The Holy Spirit will help you remember what I have said to you and will help you understand. The Holy Spirit will help you know if you have any sins for which you need to say you’re sorry. He will help you not be sad and lonely. It is better for you to have God, the Holy Spirit, living inside you than to have Me living here beside you.”

(Show the JHN09ECGF3 picture.) It was hard for the disciples to understand, but when the Holy Spirit came to them at Pentecost, they understood what Jesus was saying. The Holy Spirit was the best helper of all.

Jesus said, “I have a third promise for you. (Hold up three fingers.) If you obey what I say, I will give you the same kind of love for other people that I have given you.

(Show the JHN09ECGF4 picture.) “Just as fruit grows on a branch that is connected to a tree, you will ‘grow’ love for each other only if you stay closely connected to Me. If My words stay in your mind and heart, then people will see your love for each other and will want to believe in Me, too.”

Jesus said, “You can’t have real love for other Christians unless you remain connected to Me and My words remain in you. But, I promise you, if you stay closely connected to Me, you will have good fruit of love for others.”

(Point to the Judas branch on the ground.) Judas did not love and obey Jesus. He did not want to love and serve anyone but himself. He had no love fruit, no place in heaven, and no Holy Spirit to comfort him.

(Show the JHN09ECGF5 picture.) Jesus stopped talking to the disciples because it was time for Him to talk to His Father in heaven. Jesus prayed for the disciples. He said to God, “I have told My disciples everything You have told Me to say. They know that I am Your one and only Son, and they have obeyed Me.

“My disciples will stay here on earth after I have come back to You, Father. Please protect them like a shepherd protects his sheep. Give them love for each other. Help them grow in love and unity with others who believe in Me. Then those who do not know You will come to believe in You, too.”

Jesus prayed to God because He knew that only God’s power could help the disciples go through the hard days ahead. Jesus had told them, “In this world, you will have trouble. But don’t worry, I have victory over every trouble.”

When Jesus finished praying, He and His disciples crossed the Kidron Valley that separated Jerusalem from a hill on which olive trees grew. The hill was called the Mount of Olives. It was night, and Jesus took His disciples into the olive grove. He wanted to pray more before He had to leave them.

Jesus promised His disciples three things. He promised to prepare a special place in heaven for them, and to come back for them. He promised that the Holy Spirit would live in them and help them love each other. He promised them the good fruit of love and unity if they stayed closely connected to Him and His Word. These promises are for us, too, if we love and obey Jesus. I want to listen to God’s words and obey them. (Hug the Bible to your heart.)

Prayer: Dear God, thank You for sending Your Son, Jesus, who loved us and gave us Your promises. Help me stay close to Him so that I can love other Christians as much as You love them. In Jesus’ name, Amen.



Look:



Aim Questions: Bring a bare branch to class and tape the numbered questions to the branches. Call one child at a time to take the correct number question from the branch for the teacher to read.

Scripture Review: Have the children form a circle and hold hands. The leader says the memory verse and squeezes one of her hands and says the name of the child she squeezed. That child then squeezes the next child's hand as the teacher says the name of that child. Say the verse several more times as the squeeze gets passed around the circle until it gets back to the teacher.

"Jesus Loves Me" Finger Play:

Jesus loves me when I jump;	<i>(Jump.)</i>
He loves me when I climb.	<i>(Imitate climbing.)</i>
My best friend is Jesus.	<i>(Point to yourself.)</i>
A friend loves all the time!	<i>(Hug yourself.)</i>
Jesus loves me when I turn;	<i>(Turn in place.)</i>
He loves me when I squat.	<i>(Squat down.)</i>
My best friend is Jesus.	<i>(Point to yourself.)</i>
With His life, I've been bought!	<i>(Hug yourself.)</i>

Snack: Serve pieces of fruit and olives. Allow one or two people at each table to have a plastic knife to cut the fruit into smaller pieces and serve them to the others at the table. The olive reminds us that Jesus took His disciples to pray in an olive grove.

A Shepherd Counts His Sheep Game: Materials needed: tape, 12-15 bean bags. Mark a large circle on the floor with tape. Have the class get down on their hands and knees and crawl around like sheep inside the circle. One child will be the "shepherd" and move around outside the circle, trying to place a bean bag on the back of as many of the sheep as he can before one minute is up. The sheep move away from him, but if they do get a bean bag on their back, they must leave it there until the minute is up. How many sheep did the shepherd mark? Repeat with a different shepherd.

Staying Close to Jesus: (JHN09ECGF4) Provide a GF4 picture for each child with plenty of heart stickers. Have the children add the heart "fruit" to the branches in the picture while the teacher talks about obeying Jesus' words so as to stay close to Him. Obeying Jesus also helps people to have love in their hearts for others.

Memory Verse March: After reciting the memory verse with the children several times, march in place, stomping one foot down for each word, "Jesus, said, I, am, the, way, and, the, truth, and, the, life." Older children can say the remainder with their feet still ("No one comes to the Father except through Me"). Then say to the children, "Jesus said what?" Let children repeat the words louder each time and then softer.

② **Sheep Masks: (JHN09ECGF9)** Teacher acquired materials needed: medium-sized paper bag (10 inches wide) for every child, cotton balls, glue sticks. Provide a medium-sized paper bag for each child. Cut off the open end of the bag so that the bottom section is nine inches long. Cut out an oval hole in each bag large enough for the children's faces to show. From the end that was cut off, cut out two sheep ears. Glue or tape them to the side of the bag with the hole in it, letting them extend a little past the top (bottom of the bag) of the head. Have the children glue the cotton balls around the oval opening and on top of the ears. After the glue is dry, the head and face mask can be worn. Let the children put a GF9 memory verse sticker on his sheep mask. Stickers can be made by copying the GF9 page onto 3 1/3" x 4" laser labels. The Children's Department has a sample of this "uniform" for teachers to see. The children can pretend to be Jesus' sheep as they review the memory verse.

④ **Musical Chair Review:** With chairs in a circle, facing outward, let children march around the chairs while the music is playing. When the music stops, hold up a picture of Jesus and the disciples and let the child sitting in the marked chair (large heart taped to seat) share one thing that Jesus promised His disciples in the Bible Adventure story.

④ **Snack:** Provide heart-shaped cookies, frosting tubes, and sprinkles. As you write "Jesus" and "others" on the hearts with frosting, let children add more polka dots of frosting and sprinkles (Be sure to work in a cookie bar pan or a flat box!) Talk about loving Jesus and clinging to Jesus so we can love others. Make happy faces on the hearts to show how happy we are when we love Jesus and He helps us love others. Make a "Jesus" cookie to share with a friend that you love, telling them that Jesus loves them! Provide sandwich bags in which the children can take them home.

- ④ **Snack Drink:** Let children stir together some dry, homemade, hot cocoa mix. Place one-fourth cup in a ziploc sandwich bag. This will go home with the cup holder made during Took time. Use the rest to serve for a snack, adding hot water and letting children stir their own cups of cocoa with a plastic spoon. Miniature marshmallows on top would be fun! Talk about making promises while sharing the snack today.

Hot Chocolate Mix (for approximately thirty eight-ounce cups): 2 cups powdered whole milk, 2 cups powdered non-fat milk, 1 cup powdered creamer, 3/4 cup cocoa, 1/2 teaspoon salt, 1-2 cups sugar. Mix the dry ingredients together. In an 8-ounce cup, use 1/4 cup mix, filling up with hot water. It works best to add a small amount of water, stir, and then stir in the remaining water.

- ④ **Match Box Race: (JHN09ECGF8) (Teacher Acquired Materials Needed)** Provide an empty match box or small container for each child. Inside the box, place a GF8 picture of Jesus and children. Using a few of the children at a time who are lined up along one wall in the room and on their hands and knees, ask them to push their match boxes to the other side of a taped line on the floor with their foreheads or noses. When they reach the line, they win and may look inside the box. Talk about staying close to Jesus and loving others.

- ④ **Freezing Love:** Give children different “loving” actions to imitate to music, like hugging, stirring cookies to share, helping Grandma put on her coat, opening a door for someone, sharing a cookie, helping dry dishes, and wrapping a gift. When the music stops, the children freeze and look at each other, laughing at their funny positions.

Songs:

- “Jesus Is” Theme Song** (tune: “Here Comes Peter Cottontail”)
 Jesus is the Son of God; He has come from up above.
 God has sent His one and only Son.
 If we will believe in Him, if we love and follow Him,
 He will give us everlasting life.

(Verse nine)

Jesus is the way and truth; way to life that brings good fruit.
 (Repeat the last three lines from the first verse.)

- Memory Verse Song, John 14:6** (tune: “London Bridges”)
 Jesus answered, “I’m the way, and the truth, and the life.”
 “No one comes to Father God, but by Me-e.”

- Jesus Made Promises** (tune: “Mary Had a Little Lamb”)

Jesus made some promises, promises, promises. (Cross your hands in front of your chest.)
 Jesus made some promises. This is what He said. (Form a megaphone with your hands to your mouth.)

I will go prepare a home, prepare a home, prepare a home (Form a roof with your hands.)
 I will go prepare a home for you eternally. (Point to heaven.)

I will send the Holy Spirit, Holy Spirit, Holy Spirit. (Point your hands toward yourself.)
 I will send the Holy Spirit to you while I’m gone. (Clasp your hands together.)

If you stay close by My side, by My side, by My side, (Put your arms down by your side.)
 If you stay close by My side, you will love each other. (Cross your arms as if hugging yourself.)

Jesus keeps His promises, promises, promises. (Cross your hands in front of your chest.)
 Jesus keeps His promises. He is the Son of God. (Point to heaven.)




Took:

- God's Promise Puzzle: (JHN09ECGF10)** Provide an 8" white paper plate for each child. Make a puzzle by drawing two lines dividing the plate into three equal sections. Have the children paste the

GF10 pictures of the Holy Spirit coming to Jesus, the heavenly house, and the “love others” heart on the three sections. Over one of the pictures, write the words, “Promises of Jesus.” If the children can handle scissors, have them cut along the lines to divide the sections into puzzle pieces. The teacher may need to cut for the younger groups. Review the three promises Jesus gave the disciples after their last supper together. Sing “Jesus Made Promises” as the children work on their puzzles. Give each child an envelope for their puzzle pieces. Encourage the children to put their puzzles together at home for their parents.

- Preschool Page for Parents: (JHN09ECPPP)** Send a page home with each child, encouraging the parents to reinforce the Bible truths at home. Spend a few minutes before the children go home creatively reviewing the song and memory verse.
- Coloring and Stamping: (JHN09ECGF11)** Color the picture of Jesus and the children while talking about staying close to Jesus, listening to His promises in the Bible, and loving others as much as Jesus loves them. Stamp hearts around the edges of the picture to make a frame.
- Cling to Jesus Cup Holder: (JHN09ECGF12)** Copy one GF12 cup holder for each child on cardstock paper. Let the children color their pictures as they say the memory verse together. Cut out the holder and glue it around a 3-inch styrofoam cup. Encourage the children to remember to cling to Jesus and His words as they are clinging to this cup. Jesus keeps His promises, so we can cling to them! Let children help stir together some dry hot cocoa mix (see Look “Snack Drink”). Measure out one-third cup and place it in a sandwich bag to put in each child’s cup.



Jesus told His disciples not to be sad because He was going back to His Father.




Jesus said, "I am going to prepare a room for you in My Father's house." JHN09ECGF2



JHN09ECGF3


Jesus promised to send the Holy Spirit, which happened at Pentecost.




Jesus said, "If you stay closely connected to Me, you will love others."



Jesus prayed, "Father, take care of My people who love Me."



Stay Close to Jesus



Jesus said, "I am the way
and the truth and the life."

John 14:6



Jesus said, "I am the way
and the truth and the life."

John 14:6



Jesus said, "I am the way
and the truth and the life."

John 14:6



Jesus said, "I am the way
and the truth and the life."

John 14:6



Jesus said, "I am the way
and the truth and the life."

John 14:6



Jesus said, "I am the way
and the truth and the life."


John 14:6



Promises of Jesus

Promises of Jesus

Promises of Jesus



Home in heaven



Holy Spirit



Love for others



Home in heaven



Holy Spirit



Love for others




Home in heaven



Holy Spirit



Love for others






Jesus said, "I am the way and the truth and the life.
No one comes to the Father except through Me."

John 14:6

Cling to Jesus Cup Holder

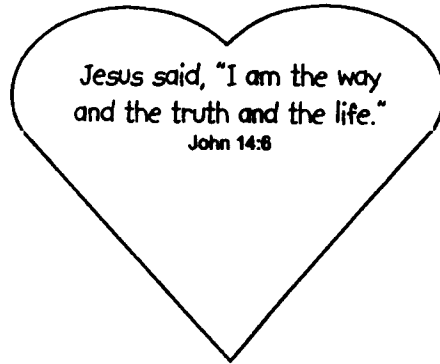
Cut out the cup holder and glue it around a 3-inch Styrofoam cup.



PPP

Preschool Page for Parents
Extended Bible School Training in the Home

January 9, 2000
John Chapters 14-17



This is what I learned today!

When Jesus told His disciples that He was going to leave them, they were sad. But Jesus gave them three promises to make them feel better.

1. Jesus told them that their heavenly Father had a house with many rooms ready for them.
2. They would receive the Holy Spirit to help them.
3. They would have love in their hearts for others if they obeyed what Jesus had taught them.

Then Jesus prayed for His disciples. Jesus loves us just as He loved His disciples.

Today's Memory Verses:

(2's & 3's) Jesus said, "I am the way and the truth and the life." John 14:6

(4's & 5's) Jesus said, "I am the way and the truth and the life. No one comes to the Father except through Me."
John 14:6

Rooms Available!



Using as many building blocks as you have available, spread them out on the floor and encourage your children to make shapes of rooms that would be in a large house. If you don't have blocks, pieces of paper would work fine. Leave spaces for hallways and doorways and have the children walk through the maze going from room to room. Today's Bible Adventure tells of God's house in heaven having many rooms—enough rooms for everyone who loves Him. Go outside and look up at the sky. Imagine what our heavenly rooms might look like.

Pray for your family members and friends who don't know the way to eternal life through Jesus.

"Jesus Is," Theme Song


(tune: "Here Comes Peter Cottontail")

Jesus is the Son of God; He has come from up above.
God has sent His one and only Son.
If we will believe in Him, if we love and follow Him,
He will give us everlasting life.

(Song verse nine)

Jesus is the way to truth,
Way to life that brings good fruit.

(Repeat the last three lines from the first verse.)



Jesus said, "If you stay closely connected to Me, you will love others."