

January 2, 1999

John Chapters 13-14

Early Childhood

JHN08EC

Jesus Showed His Love by Serving His Disciples.

Materials I Need:

Memory Verse:

Two- and three-year-old verse: John 10:27: "My sheep listen to My voice; I know them, and they follow Me."

Four- and five-year-old verse: John 10:27: "My sheep listen to My voice; I know them, and they follow Me. I give them eternal life, and they shall never perish; no one can snatch them out of My hand."

Aim Questions for 2's & 3's:

1. Did Jesus eat the Passover meal with His disciples? *(Yes.)*
2. Did Jesus wash the disciples' feet because He loved them? *(Yes.)*
3. Did Jesus want His disciples to serve each other like He had served them? *(Yes.)*
4. Do you want to help serve in your family?

Aim Questions for 4's, 5's & K:

1. What meal was Jesus eating with His disciples in the upper room? *(Passover.)*
2. What did Jesus do during the meal that served the disciples and showed them His love for them? *(Jesus washed the disciples' feet.)*
3. What did Jesus tell the disciples to do after He washed their feet? *(Jesus wanted the disciples to love and serve each other the way that He had loved and served them.)*
4. Which disciple betrayed Jesus because he didn't want to obey God? *(Judas Iscariot received money in exchange for leading the soldiers to Jesus.)*
5. How will you show your love for God this week by serving in your family?

Key for symbols:

This box symbol represents ideas that can be used for two-year-olds through kindergarten. Please remember to slow down the pace for two-year-olds and keep the pace moving for five-year-olds.

② This symbol represents ideas that are best used for two- and three-year-olds.

④ This symbol represents ideas that are best used for four-year-olds through kindergarten.



Hook:

Foot Washing Center: Partially fill a dishpan with warm, sudsy water. Have several dry towels available to dry the children's feet after they are washed. Invite everyone in the group to take off their shoes and socks (if they would like to participate) so that the leader of the small group can wash their feet. Some of the children may choose to wash the feet of others rather than have their own feet washed. In today's Bible Adventure, the disciples had their feet washed by someone very important.

Review of the Twelve Disciples: (Review JHN02ECGF6 picture) Using the JHN02ECGF6 picture of the twelve disciples, cut out the twelve squares. Paste or tape one square to an 8 1/2" x 11" piece of paper. Have the child draw the rest of the body onto the disciple of his choice including his feet. Or stamp or tape two feet at the bottom of the page and have the children draw the bodies

from the head to their feet. Talk about the names of the disciples while the children are working. Provide crayons for coloring the disciples. Color Judas Iscariot with a dark color because he had a dark heart. He was planning to betray Jesus. Some children may only want to color what they already have and others may try to finish drawing all twelve disciples!

- Count the Twelve Disciples: (Review JHN02ECGF6 picture)** Using the JHN02ECGF6 picture, cut the twelve disciples into squares. Practice counting the disciples. Have the children hide their eyes and take away one or more pictures from the group and ask them to count again. How many are missing? Who is missing? The younger children may want to hide pictures from the small group leader and have him guess who is missing. The idea is to use the disciples' names to get the children used to hearing them.
- Sand in a Pan and Clothespin Dolls:** Color faces, clothes, and sandals on round clothespins. Play with these in the sand or dirt that has been placed in a dishpan. Talk about walking in the sand and getting your feet dirty. When Jesus and His disciples walked from town to town, they wore sandals and their feet got very dirty. When they visited people, either they would wash their own feet in a basin or a servant would come out and wash their feet.
- Make Your Own Sandals: (JHN08ECGF3)** Cut the sandal pattern out of cardstock or light weight cardboard. Punch holes. Let children thread a 30" piece of yarn through the holes. Let each child make a pair. Try on the sandals and pretend to be walking on dusty roads like Jesus and the disciples did.
- Hand Washing:** Provide a tub of warm water and a cloth. Let each child wash his hands before sitting down to a pretend meal. Also, talk about washing feet as they did in Bible times.
- Serving Center:** Assign some children the task of preparing a meal and setting a table for some guests. When they are ready, several children get to sit at a table and be served the pretend dinner. This could be done in Passover fashion, making low tables with boxes, using candles, and serving water in glasses along with unleavened bread.
- Play Dough:** Make foot shapes by flattening and shaping a round ball for the major part of the foot. Add round balls for toes. Practice counting. Talk about your feet and how you take care of them and wash them. Would you like to wash my feet? Would you like to wash _____'s feet?
- ② **Home Center:** Set up a home play center where the children can set the table, do dishes, change clothes, sweep, dust, etc. Talk about what the children do at home to help serve the others in their families. Jesus served His disciples in a very special way that will be heard in the Bible Adventure today.
- ② **Sandal Center:** Provide several old pairs of sandals for the small group members to slip on over their shoes while they play. At this station, provide pull toys, riding toys, or cars and trucks for the children to maneuver while trying to wear the sandals. In Jesus' day, people wore sandals all the time and their feet would get dusty from all the work and travel they would do.
- ④ **Draw My House Activity Page: (JHN08ECGF4)** Let each child color the GF4 house to look like his own. Cut along the solid lines of the windows and doors. Fold on the dotted lines. Tape an 8 1/2" x 11" piece of paper behind the GF4 page. Instruct the children to draw pictures of their own family in the houses. Talk about what the family members might be doing in those rooms. In our Bible Adventure today, Jesus is on the upper floor of a house and we will find out what he was doing there.
- ④ **Chores at Home: (JHN08ECGF5 and JHN08ECGF6)** Children will look at the pictures of children helping and point out the ones that they like to do the most (adore) and the least (bore). What chores do they do that aren't in the pictures? Jesus is going to do something in the Bible Adventure that nobody wanted to do. Jesus did it to show His love.
- ④ **Bean Bag Toss: (JHN08ECGF5 and JHN08ECGF6)** After coloring the GF5 and GF6 pictures of chores at home, cut them apart and place them in a row on the floor. Ask children to stand behind a masking tape line several feet away. As they take turns throwing the bags, they try to get it to land on a chore they like to do that helps out at home.



Book:

Presentation Ideas -

- Color and mount the **JHN08ECGF1** and **JHN08ECGF2** pictures on construction paper. Show them as you tell the Bible Adventure. Save the pictures and use them for review as you continue through the gospel of John.
- Have the children sitting around tables that are flat on the floor while telling the Bible Adventure. At Passover seder, candles were lit, so perhaps the room could be darkened and candles lit. Children could easily bump candles placed on low tables, so place the candles at a safe distance.
- Refer to the **JHN08ECGF4** house picture as you show the picture of Jesus reclining with his disciples in the upper room.

Bible Adventure for 2's & 3's-

(Show the **JHN08ECGF1** picture.) Jesus and His disciples were together eating the special Passover supper. They were eating unleavened bread (*show a flatbread*) and roasted lamb (*show a piece of meat*), just as the Israelites had eaten on the first Passover night before they left Egypt. Jesus looked around the table at His disciples. (*Look solemnly around the circle of children and lower your voice.*) Jesus knew it would be His last supper with His disciples. It would soon be time for Jesus to go to His Father in heaven.

Jesus wanted to show His disciples how much He loved them. Jesus got up from the table, took off His coat, and wrapped a towel around His waist. (*Demonstrate.*) He poured water into a basin and began to wash His disciples' feet, one by one, drying their feet with the towel. (*Take off your shoes, put each foot in a basin of water, and dry them off with a towel. Continue telling the story as you wash your feet. Put your shoes back on.*)

It was the habit in Jesus' day for people to rinse the dust from their feet when they went into a house. The roads were dusty, and people wore sandals, so their feet became dusty. Just as we wash our hands (some do, anyway) before meals, people in Jerusalem washed their feet before they sat down to eat.

(Show the review **JHN02ECGF6** picture.) Jesus washed Andrew's feet; Jesus washed James' feet. Jesus washed John's feet, but when Jesus came to wash Peter's feet, Peter did not feel right about his master serving him like a servant. Peter said to Jesus, "You should not wash my feet. I should wash your feet."

Jesus said, "I must wash your feet. I am showing you how much I love you by serving you. Then I want you to show your love to each other by serving one another. You will be happy if you serve rather than wanting to be served."

At home, children, do you help serve your family by setting the table, clearing the table, and washing your hands and face? Do you help serve in the family by making your bed and picking up your toys? Or, do you sit down and whine, "I'm hungry! I'm hungry!?" Jesus said, "You will be happier if you help serve than if you just want to be served."

After Jesus finished washing the disciples' feet, He said to them, "I will be with you only a little longer. Very soon I will die on a cross. You must always remember how much I have loved you, and you must love one another in the same way. You must always remember how much I have served you, and you must serve each other in the same way."

The disciples were sad about what Jesus was saying. They didn't understand why He had to go away from them. They didn't understand, but they wanted to be with Jesus. They loved Jesus and wanted to obey Him.

Next week, we will hear more about what happened to Jesus and His disciples.

Prayer: Dear God, thank You for sending Your Son, Jesus, who came to serve us. I want to serve in my family like Jesus served the disciples. In Jesus' name, Amen.

Bible Adventure for 4's, 5's & K-

(Show the **JHN08ECGF1** picture.) Each year, Jews went to Jerusalem in the spring to worship God and celebrate the Passover Feast. Jesus and His disciples were together in a room on the upper floor of a house, eating the special Passover supper (seder). They were eating unleavened bread and roasted lamb, just as the Israelites had eaten on the first Passover night before they left Egypt. Jesus looked around the table at His disciples. He knew it would be His last Passover on earth. This would be His last supper with His disciples. It would soon be time for Jesus to go to His Father in heaven.

Jesus had so much to tell His disciples, but first, He wanted to show them how much He loved them by serving them. Jesus got up from the meal, took off His cloak, and wrapped a towel around His waist. He poured water into a basin and began washing His disciples' feet, one by one, drying their feet with the towel.

It was the habit in Jesus' day for people to rinse the dust from their feet when they went into a house. The roads were dusty, and people wore sandals, so their feet became dusty. Just as we wash our hands (some do, anyway) before meals, people in Jerusalem washed their feet before they sat down to eat.

Jesus' washing His disciples' feet was an unusual thing because He was the teacher and the leader of the disciples. Ordinarily, a leader would not serve his followers in this humble way. It was the job of a servant to wash the feet of a guest who came to the house. Jesus wanted to show His disciples that He was not too proud to work like a slave in order to serve the ones He loved.

Peter did not feel right about his master serving him like a servant. He said to Jesus, "You should not wash my feet." He knew that he should be washing Jesus' feet.

Jesus said, "You don't understand now, but I must wash your feet. I am showing you how much I love you by serving you. Then I want you to show your love to each other by serving one another. You will be happy if you serve rather than wanting to be served."

At home, children, do you help serve your family by setting the table, clearing the table, and washing your hands and face? Do you help serve in the family by feeding the dog or cat, by making your bed, and by picking up your toys? Or, do you sit down and whine, "When can we eat? I'm hungry!" Jesus said, "You will be happier if you help serve than if you just want someone else to be serving you all the time."

(*Show the JHN08ECGF2 picture.*) After Jesus washed the disciples' feet, He was troubled in His spirit. Something was very wrong with one of the disciples. One of the disciples did not want to obey Jesus and become a servant. Jesus said, "One of you is going to betray Me." Do you know what "betray" means? It means "to give someone over to his enemy." It means not being faithful to a friend. It means not being loyal. Jesus had enemies, the religious leaders who were trying to kill Him. One of Jesus' disciples was going to help the enemy hurt Jesus. Isn't that sad?

(*Show the review JHN02ECGF6 picture of the disciples.*) The disciples looked around the table at each other. They did not know who the betrayer was. Could it be. . .? (*Point to each disciple and ask the previous question.*) Peter motioned to John, "Ask Jesus who will betray Him." John leaned against Jesus and asked, "Lord, which one of us will betray You?"

Jesus said, "It is the one to whom I will give this piece of bread when I have dipped it in the dish." Then, dipping the bread in the dish, Jesus gave the bread to Judas Iscariot. (*Show the picture of Judas Iscariot.*) Judas was the betrayer. He was not loyal to Jesus. He had been with Jesus for three years, but he still did not want to obey Jesus. He did not want to love and serve other people. Judas had his own ideas about how he should live his life.

As soon as Judas had taken the bread, he went outside into the night. Judas was on his way to talk to the enemy, the religious leaders. Judas was doing a very bad thing against Jesus. Judas was betraying the Son of God.

After Judas left, Jesus said to His disciples, "I will be with you only a little longer. Very soon I will die on a cross. I have some important things to tell you before I go. You must always remember how much I have loved you, and you must love one another in the same way. You must always remember how much I have served you, and you must serve each other in the same way."

The disciples were sad about what Jesus was saying. They didn't understand what was happening, but they wanted to be with Jesus. They loved Jesus and didn't want Him to leave them.

Next week, we will hear more about what happened to Jesus and His disciples.

Prayer: Dear God, thank You for sending Your Son, Jesus, who came to serve us. He is the best Teacher of all, and I want to serve in my family like Jesus served the disciples. In Jesus' name, Amen.



Look:



Snack: Lamb meat, Matzah bread, parsley, and salt water. Let the children dip the parsley in the salt water to remind them of the bitter days of slavery the Israelites endured in Egypt. Let the children taste the meat and tell them it was a sacrifice to the Lord who passed over the Israelite houses that had lamb's blood over their doorways. Let the children taste the Matzah bread which is made without leaven as instructed by God. Pass a little loaves of bread to each child and instruct them to tear off a piece. Remind them that Jesus loves each of them enough to have given His life for them if they believe in Him. Eat the bread and have the children repeat the first Aim Question.

- Aim Questions:** Tape the Aim Questions to the bottoms of various sandals. Have the children turn over the sandals to find the next question.
- Serving Others:** Materials needed: Three trays, and three of each of the following--ping pong balls, blocks, books, toy cars, plastic dishes, etc. Divide the class into three groups. The first person from each group carries a tray out to a central area, picks up one of the items, and carries it on his tray back to his team. The next person balances the first object on the tray and carries it to the central area and picks up a second item to take back to his team. If an item drops, the child sets the tray down, places the object back on the tray, picks it up, and continues his turn. Repeat until the team has one of each item on its tray. Then the team is done, and everyone has been served.

- Serving at Home Song Activity:** The children can hold hands and walk in a circle during the chorus, or the younger ones may slowly turn in place with their hands over their heads. On the verses, do the appropriate motions to show how to serve others around the house.
- Finger Play and Prayer:**

I have two hands. They help all day! *(Hold hands over your head.)*
 Two hands to put my toys away. *(Pretend to pick up toys.)*
 Ten fingers here for helping Mother, *(Hold your hands out, palms up, and wiggle fingers.)*
 Ten fingers here for helping others. *(Roll your hands over and continue to wiggle fingers.)*
 Five fingers here, five fingers there *(Raise one hand, then the other, over your head.)*
 To fold like this for quiet prayer. *(Fold your hands in a prayer position.)*

The leader can say a short prayer to thank God for sending Jesus to earth so that we may know how to serve one another.
- Serving Review:** Let each child reach in a bag and pull out a review picture from former lessons or pictures of serving. The child gets to tell the class what is happening in the picture.
- Memory Verse Review:** Pass out rhythm sticks, giving explicit instructions on how to hold them. Place a hand on each end of both sticks. Tap the rhythm of the memory verse with rhythm sticks, first tapping the floor, then their legs, and then the sticks together.
- Foot Washing:** Bring two large pans of warm water and several towels. Place these on a large plastic sheet on the floor. Place two children's chairs beside each pan. Divide children into pairs and let them take turns washing and drying each others' feet. Set a serious tone. Include this before snack time. For extra interest, bring a tray of sand or dirt and have the children walk through it to get their feet dusty. Jesus expressed His love by serving the disciples. Sing this week's theme song verse over and over as the children wash feet.
- ② **Jesus Washes Feet and Hearts: (JHN08ECGF12)** Copy the GF12 page on white paper and cut around the child and feet so that they are separate. Cut an 8 1/2" x 11" piece of paper (any color) in half to make two 4 1/4" x 11" pieces of paper. Fold up a 2 1/4" flap on the bottom of each of the 11" lengths. Glue the feet section of the GF12 page on top of the flap, as shown in the sample. Then glue the child in the center of the paper so that the feet are hidden under the flap. Let the children put a dab of mud on the child's feet to make them dirty. Talk about how Jesus washed the disciples' feet in the Bible story. While the teacher reviews the Scripture of Jesus serving His disciples by washing their feet, have the children fold up the bottom flap to show clean feet on the child. Have the children repeat the process. Sing songs about loving and serving. Review the memory verse.
- ② **Scripture Review:** Use a stuffed sheep or lamb puppet to go around inside the circle after the Bible Adventure and repeat the memory verse several times. Allow the children to touch or hug the sheep as it passes by.
- ④ **Question Detective Review:** In a box or large bag, place several items from the past several weeks' Bible Adventures. Have one child choose an object without showing it to the group. The other children ask him questions about the object which can only be answered "yes" or "no." Some items to include in the box could be: sandal, towel, stuffed sheep, loaf of bread, fish, basket, toy boat, and grapes.
- ④ **Drop the Servant Cloth:** Have children stand in a circle. Select one child to be "it" (the servant) who stands outside the circle. The servant walks around the outside of the circle, holding the

servant's cloth. He drops it behind a child who must pick it up and race the servant back to his spot in the circle. The one getting back to the opening first is the next "servant."

- ④ **I Want to Serve Like Jesus Discipleship Game: (JHN08ECGF7 and JHN08ECGF8)** Copy the GF7 game page on card stock paper. Let the children draw a happy face in each circle except one. The happy faces represent the disciples. Draw a sad face in one circle to represent Judas. Cut apart the GF8 sheet of choices to move, and place them in an envelope. Give each child a happy face or heart sticker (without removing the backing) as his marker. As a child pulls a paper out of the envelope, it tells him how many spaces he can move forward from Jesus. If a child lands on Judas' sad face, he loses the game. No one wants to be like Judas who betrayed Jesus. We want to serve and love each other. Talk about what Judas did to Jesus and what Jesus did for the disciples on the night of the Passover supper.

-
- ④ **Cereal Rope:** Give each child a yard of yarn. Tie one end to a fruitloop cereal. Each child receives a bag of cereal to fill the whole length of yarn. Tie off the other end. The children can shape the ropes like a foot (to remember what Jesus did for the disciples) or a hand (for serving at home). Ask the children to shape the letters into their names, remembering who is going to serve like Jesus!

Songs:

- Serving at Home:** (tune: "Here We Go Round the Mulberry Bush")
This is the way we serve at home, serve at home, serve at home.
This is the way we serve at home, so early in the morning.

This is the way we sweep the floor, sweep the floor, sweep the floor.
This is the way we sweep the floor, to be a servant at home.

Other verses could be: Saw the wood, do the wash, clean up toys, feed the dog, make the bed, dress ourselves, etc.

- "Jesus Is" Theme Song** (tune: "Here Comes Peter Cottontail")
Jesus is the Son of God; He has come from up above.
God has sent His one and only Son.
If we will believe in Him, if we love and follow Him,
He will give us everlasting life.

(Verse eight)

Jesus showed the way to serve. Feet were washed though not deserved.

(Repeat the last three lines from the first verse.)



Took:

- My Servant Cloth:** Purchase inexpensive dish cloths in bulk. Write, "(Child's name) Serving Cloth" on each with a permanent marking pen. Under close supervision, allow the children to scribble a design on their own cloths. Discuss ways they can show love at home and use this cloth.
- Serving Heart Necklace: (JHN08ECGF11)** Let children trace around the large heart stencil. Cut or tear it out. Punch a hole in the top center for yarn. Trace around the child's hand on one side and his foot (or shoe) on the other side. Wear this necklace as a reminder to love others by serving them just like Jesus did in the John Bible Adventure.
- Toe Sticker Reminder:** Place a heart sticker (or nail polish) on the big toe of each child. This is to be a reminder to love others the way Jesus showed His love by serving them. Sing the following words to the tune of "Put Your Little Foot."
Let us serve the Lord, let us serve the Lord, let us serve the Lord at home. (Repeat.)
(Verse two)
Let us serve our moms, let us serve our moms, let us serve our moms at home. (Repeat.)
(Verse three)

Let us serve our dads, let us serve our dads, let us serve our dads at home. *(Repeat.)*

 **Preschool Page for Parents: (JHN08ECPPP)** Send a page home with each child, encouraging the parents to reinforce the Bible truths at home.

④ **Serving Coupons: (JHN08ECGF9)** Each child receives one coupon to color and place in a decorated (stamps and stickers) envelope. Let him sign his name on the bottom line. On the top line, write one thing the child doesn't like to do but wants to do at home to show his love for his family. This could be chores like feeding the dog (cat) every day, taking their dishes and putting them in the sink after meals, making their beds, putting their toys away without being asked, etc. Pray with each child that he or she would be able to do whatever it is they want to do to serve with love at home.

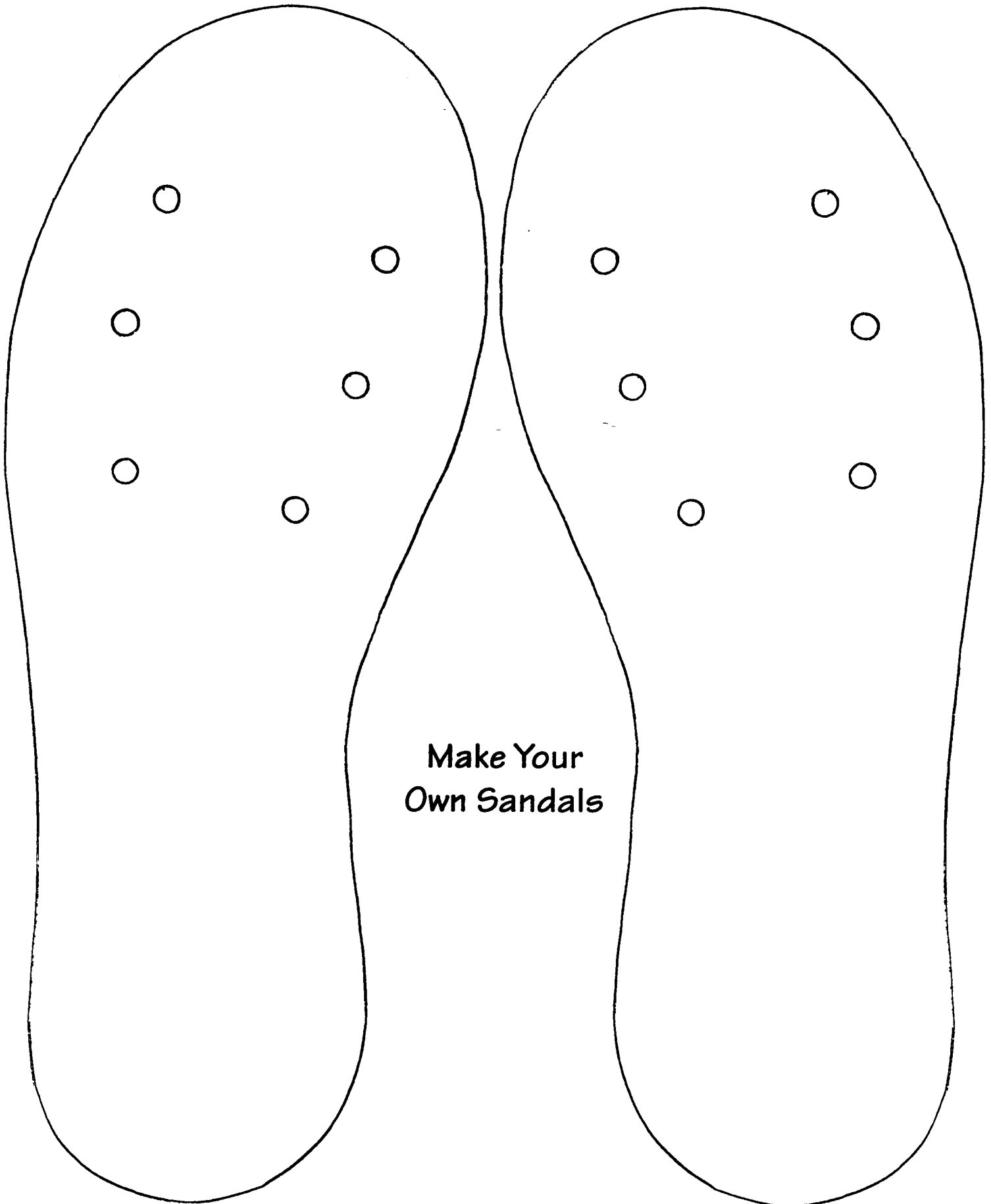
④ **Heart Calendar: (JHN08ECGF10)** If a child serves at home, he can draw a heart on the corresponding day. He gets one heart for everything he does for others. (Heart stickers would be appropriate, also.) Jesus loved to serve others. He did it all the time. Can you imagine how many hearts would have been on His calendar?



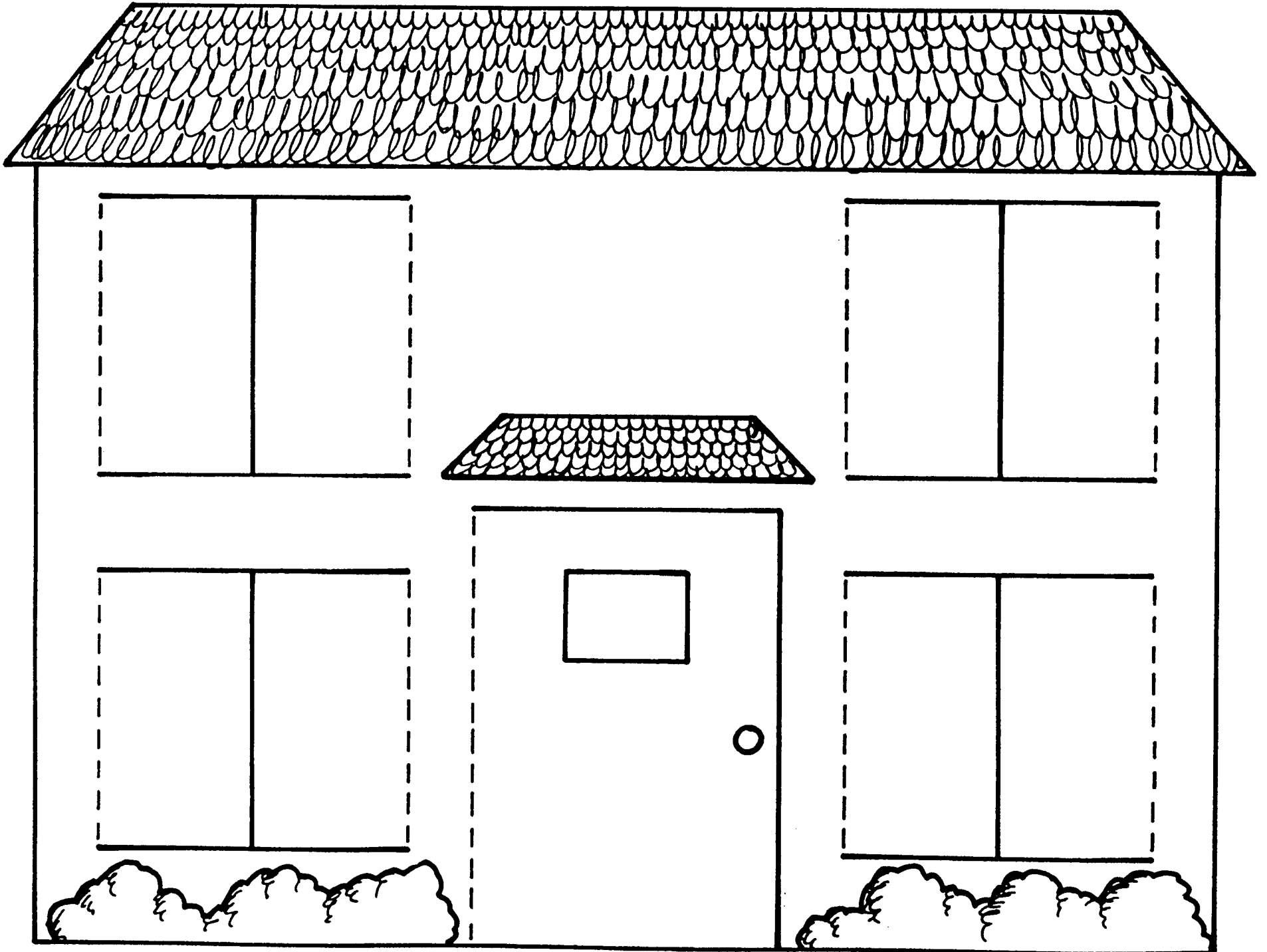
Jesus served His disciples by washing their feet.






Judas did not want to obey the Son of God and serve others.



**Make Your
Own Sandals**

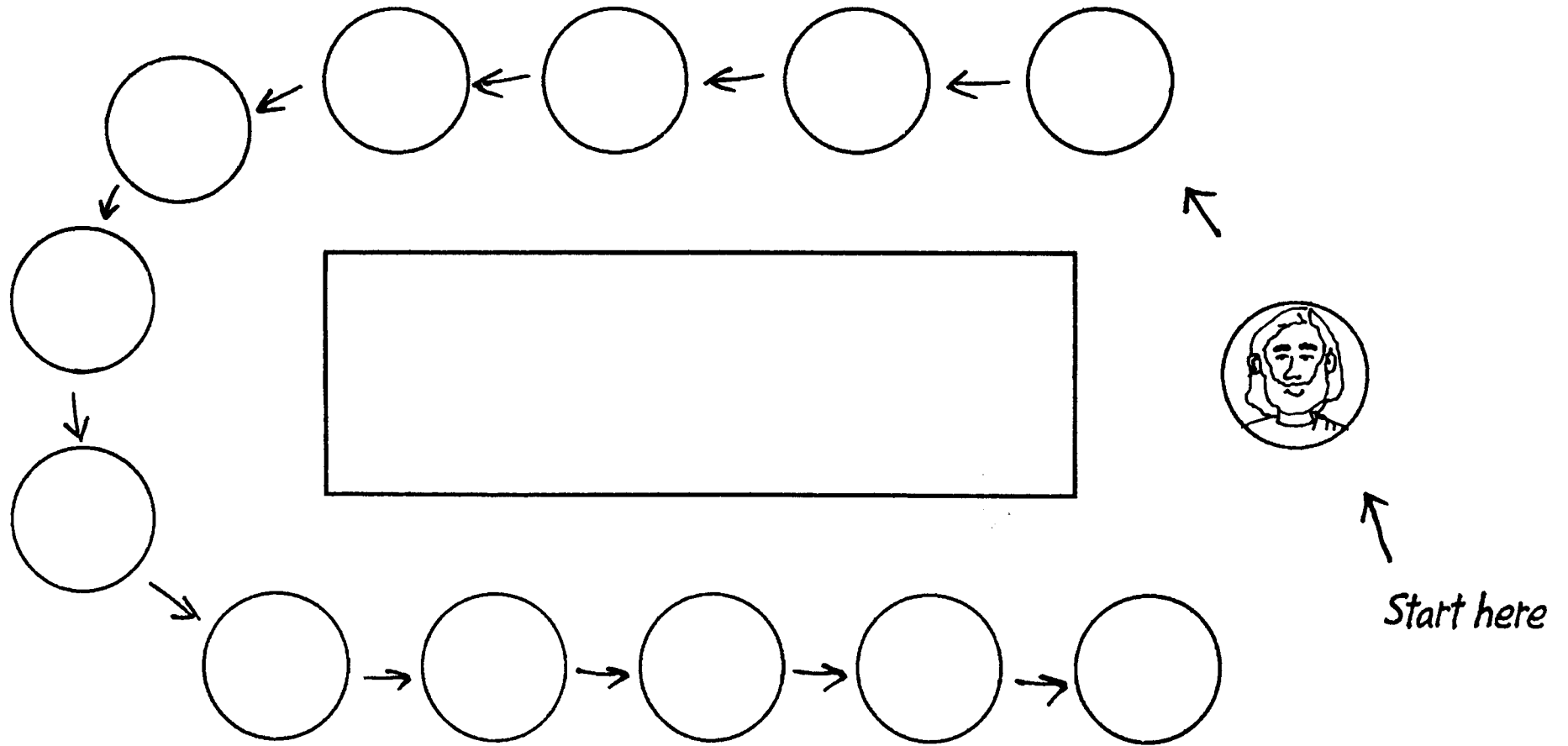






JHN08ECGF6

I want to serve like Jesus!



My sheep listen to My voice; I know them, and they follow Me."

John 10:27

"I Want to Serve Like Jesus!" Discipleship Game

Instructions: Draw happy faces on all but one circle on the GF7 game board. On the remaining face, draw a sad face for Judas. Cut apart the game cards below and put them in an envelope. Take a paper from the envelope and do what it says, moving your heart sticker from one face to the next. The game is over if you land on Judas. No one wants to be like Judas. We want to serve others like Jesus.

Move 1 forward.	Move 2 forward.	Move 1 back.
Move 1 forward.	Move 3 forward.	Move 2 back.
Move 1 forward.	Move 3 forward.	Move 2 back.
Move 2 forward.	Move 3 forward.	Move 3 forward.
Move 2 forward.	Move 1 back.	Move 3 forward.

I want to serve by -

Serving with love!

I want to serve by -

Serving with love!

I want to serve by -

Serving with love!

I want to serve by -

Serving with love!

I want to serve by -

Serving with love!

I want to serve by -

Serving with love!

I want to serve by -

Serving with love!

I want to serve by -

Serving with love!



January

2000

<i>Sun</i>	<i>Mon</i>	<i>Tue</i>	<i>Wed</i>	<i>Thu</i>	<i>Fri</i>	<i>Sat</i>
						1
2	3	4	5	6	7	8
9	10	11	12	13	14	15
16	17	18	19	20	21	22
23	24	25	26	27	28	29
30	31	Serving my family!				


Jesus showed His love by serving His disciples.





Jesus Washes Feet and Hearts

Put mud on child's feet →

Fold on dotted line →



← Flap folds up to show clean feet



P P P

Preschool Page for Parents
Extended Bible School Training in the Home

January 2, 2000
John Chapters 13-14



This is what I learned today!

Jesus had come to live on this earth to help people know God, His Heavenly Father. But soon He would be going back to Heaven to live with God. During the Passover meal with His twelve disciples, Jesus got up and washed the dust off of everyone's feet! He told the disciples to love and serve each other just as He had loved and served them. We can show our love by helping and serving others, too.

Today's Memory Verses:

**(2's & 3's) My sheep listen to My voice;
I know them, and they follow Me."**

**(4's & 5's) My sheep listen to My voice;
I know them, and they follow Me. I give them
eternal life, and they shall never perish;
no one can snatch them out of My hand.
John 10:27**

Wash your feet!



Each of the family members should put on sandals for this activity. Pretend like you are disciples walking to Jerusalem. Talk about how the roads that Jesus and His disciples walked were dusty and their feet got dirty.

Partially fill a dishpan with warm, sudsy water. Have a dry towel ready to dry your family's feet after they are washed. Parents, you may choose to wash your children's feet, or have the children wash each others' feet. Emphasize the fact that Jesus wanted to show His disciples how He loved them by serving them. Think of ways that your family can serve each other this week.

"Jesus Is," Theme Song

(tune: "Here Comes Peter Cottontail")

Jesus is the Son of God; He has come from up above.
God has sent His one and only Son.
If we will believe in Him, if we love and follow Him,
He will give us everlasting life.

(Song verse eight)

Jesus showed the way to serve.

Feet were washed though not deserved.

(Repeat the last three lines from the first verse.)



Jesus served His disciples by washing their feet.