

The Comfort of the Servant Jesus

Materials I Need:

Legend:



= Option 1, Appropriate for 1st – 2nd Grade

= Option 2, Appropriate for 3rd – 6th Grade

Memory Work:

"A new command I give you: Love one another. As I have loved you, so you must love one another." (John 13:34)

Aim Questions:

1. What was the typical custom of foot-washing during this time?
2. What does it tell you that Jesus "rose from supper" and began to wash the feet of the disciples?
3. What does it reveal about the character of Christ that He would be willing to wash the feet of His betrayer, Judas?
4. What lesson should we learn from Jesus' powerful example?



Hook:



Preparation for the Passover (Table Activity). Because this week's lesson begins "just before the Passover feast," it would be appropriate to set the scene for today's Bible Adventure by reviewing what the Passover celebration was and what the Jews did to prepare for it. You could have the students set the table as if a Seder dinner was to be served. You can talk about how we will hear in our Bible Adventure today about Jesus' preparation for this special celebration. If you want to use a picture of the "Last Supper," you could point out the disciples in the picture and talk about other things you might find interesting.



Washing the Student's Feet (Activity). As the students enter the classroom, have chairs and washtubs set up to wash their feet. The teachers will wash the student's feet when they arrive. Make sure the water is warm so this will be perceived as a pleasant experience for them. Ask them how they felt to have the teacher wash their feet.



Follow the Leader (Game/Discussion). Play this game as an intro to a discussion on good character qualities the students might see in a real leader. Is a leader always first? What kind of example does a leader display? How does a leader act? How does a leader treat those people who work underneath him? Would a leader ever be a follower too? Could a leader ever be last?



What Is Humility? (Discussion). Allow each student at your table to tell you, or write down, their definition of humility. Take turns telling their definition. Then look up humility in the dictionary and compare answers. In today's Bible Adventure, Jesus talks about how godly leaders will be humble and serve those under Himself. Have you ever seen someone in authority who was serving those underneath him? Give some examples.

Jesus Loves Me, This I Know (Bible Activity). Jesus loves me, this I know, for the Bible tells me so. We often sing this song, but can we find examples of how Jesus loves us in the Bible? Spend some time looking up and writing down verses which describe ways in which Jesus loves us. Keep this until later when we will reference it again.

Chores (Activity). Give each student a 3x5 index card. Ask the students about the kinds of chores that they have to do around their house. How do they feel about doing them (enjoy, dislike, indifferent, etc.) and why (hard, messy, boring, fun, etc.)? What are the chores that others in the family have to do? Would they like to do these chores? What is the purpose in doing chores? Ask them to write their name on the back of the card and the chore that they are happiest about **not** having to do on the front of their card. Then have them share with the class what that chore is and who usually does it at their house. In today's Bible Adventure, we'll hear about one of the least desirable chores having to be done during Jesus' time on the earth and who usually had to do it.

Special Preparation for a Guest (Discussion). Ask the students what their family does in preparation for dinner guests. How do they prepare themselves and their home? How is a guest in their home to be treated? Ask what special manners are to be used when guests are present. The manners that they use in their home are probably those customary in the United States during this time in history. Do they know of any manners or customs from other countries or centuries that would seem unusual or out of place here? Offering a guest something to drink and something to eat and washing hands before dining are things that were done during Jesus time on earth as well as they are today. But in the culture that Jesus lived some things were different. The way to greet a guest/friend wasn't with a handshake or hug saying, "Welcome," as we might today. They would probably greet guests with a kiss each cheek saying, "Peace be with you." Instead of eating at a table with chairs, they sat on the floor at a table. This might seem a strange thing to do today. Another thing that was customarily done during Jesus' day would seem much stranger than that. People walked on dusty road with only sandals on their feet and consequently their feet would get filthy. There was no running water for them to use to clean up with. Therefore, the lowly servants of the house had the unpleasant task of washing the guest's dirty feet. In today's Bible Adventure, the students will hear about a servant who washed other's feet.

Foot-Washing Relay Race (Game). Items needed: 2 small wash tubs, tarp to protect floor, towels, chalk or white board with Bible verse posted on it (John 13:34). Have the children line up in two equal teams on one side of the room. They will need to remove their shoes and socks. Two class teachers or church Elders would be on the other side of the room, on their knees behind a tub with about an inch of water in it (for ease, a chair may be placed in front of the water for the child to sit on). One at a time, the children run across the room, sit in the chair and have the teacher wash their feet. While doing so, the child must recite the Bible verse. Then quickly dry the child's feet and have them run back and tag the next person in line.

What Is Humility (Discussion). What do you think is "humility?" The word means "lowliness of mind" and pictures a person who thinks of others first. That is a good definition of this word: "thinking of others first" (cf. Phil. 2:1-2). In today's Bible lesson, we're going to see a Person who should have been served serving others with humility. Jesus thought of His disciples first and served them instead of being served.

A True Story of a True Servant (Story). Here is a story that you can read to the children to give them a "life example" of what a true servant's heart is like.

Little Brian Goodman was different. He wasn't as quick or as bright as the others in his 2nd grade class. He oftentimes was made out to be the brunt of his classmates jokes. His parents realized this, but showered him with affection and praise and affirmation. Oftentimes, when the kids would walk home from school, Brian walked behind them by himself, while the others laughed and walked together. It broke his mother's heart every time she'd look out the window.

Valentine's Day approached that year, and Brian had the idea to make all of his classmates Valentines. He asked his mother, and with some hesitation, she decided to help him, even though she knew the pain it might bring him. They bought different colored-paper and bright sparkles, crayons, and stickers. For two weeks each night, Brian and his mom made 32 Valentine's Day cards for each of his classmates. When Valentine's Day arrived, Brian woke up extra early and carefully wrapped each card and placed them gently in his backpack. He ran off to school that day. His mother, knowing that Brian probably wouldn't receive any Valentine's day cards from the others, decided to make Brian his favorite cookies for when he got home from school.

As school let out, she looked out her window and saw the same boys and girls, running and smiling as they examined each others cards and the candy that went along with them. Her heart broke as tears fell down here face when she saw her little Brian walking in his same usual manner. As he approached the door, she quickly composed herself and when Brian walked in, he repeated over and over again, "Not a one, not a single one." Her heart sank as she asked, "Brian, I made you your favorite cookies with some cold milk."

He repeated, "Not a one, I didn't miss a single one!"

Debrief: Ask the children, "What was it about Brian Goodman that made him such a servant? What was his attitude like when he didn't receive any Valentine's Day cards? Do you think he thought of himself first or others first?"



Book:



Snack Time Game (*Snack*). Bring in a special snack (perhaps heart or feet shaped frosted cookies). Stand at the front of the room and show the children what this special snack is. Ask the children to form a single line to get their snack. Say the blessing for the snack and then hand the first person in line the snack on a napkin and instruct them to take it and serve it to the last person in the line. Have another teacher help the first child to form a second line in front of you as you continue down the initial line, having the first child serve the last. When all of the children waiting for snack are those in the second formed line. You serve them beginning at the end of the line so that the child who was initially first in line is serve last



Cookie Time (*Snack Idea*). Make foot shaped sugar cookies. During HOOK time have children decorate a foot with frosting and possibly some heart shaped sprinkles. While doing so discuss with the children how Jesus commands us to love one another and how He showed His love by humbling Himself. You could even apply strawberry (toe) jam to the cookies.

Presentation Ideas –



The Last Supper (*Illustration*). Use this illustration to help present this week's lesson, John 13:1-38, **JHN08.GF1**.



Washing The Disciples Feet (*Illustration*). Use this illustration to help present this week's lesson, John 13:4-17, **JHN08.GF2**.



Setting for a Seder Story (*Object Lesson*). If you set a table for the Passover feast during the HOOK time, you could have the students sit around the table on the floor on pillows while you tell this morning's Bible Adventure.



Passover Meal Resource (*Resource*). If you would like to see how the Passover meal was laid out, we have a resource that you can order entitled "A Passover Haggadah for Christians." Please mark your craft order form for this and we will get you a copy of it.

Bible Adventure –

Have you ever wondered why God put you on this earth, and what your purpose is? If you haven't, sooner or later you will wrestle with this question. One thing we can learn about Jesus Christ in the pages of the gospel of John, is that He always knew what His mission in life was, and He never let anyone or anything distract Him from that mission. Jesus knew He had come into this world to be the lasting sacrifice that would take care of man's sin problem once and for all. Chapters 13 through 21 in the book of John tells us about Jesus' final days with His friends, the disciples. Jesus knew the time was very near when He would die on the cross, and then return to His Father in heaven. He spent these last days preparing them for the mission he would leave them with, of sharing the gospel with the whole world and beginning His church. He knew this would be a huge task and they would need God's power and strength to get it done. They would need something else too--a special, supernatural love for each other that only God could give them. Jesus gave His friends an example of this special love for them to follow.

On Thursday of Passover week, Jesus and His twelve disciples had gathered together in an upper room in Jerusalem. A few days before this, Judas Iscariot, one of the twelve, had made a deal with the Sanhedrin (the Jewish religious leaders) to betray and arrest Jesus. The Sanhedrin knew this would lead to Jesus' murder (cf. Matt. 26:1-5, 14-16). As they ate their final meal together, Jesus got up and wrapped a towel around His waist, filled a large bowl with water, and began to wash His disciples' feet.

In Bible times, people walked on dusty and dirty roads. For shoes, they all wore open sandals, and so their feet were always in need of washing. Usually the host would provide a basin of water for each guest to wash their own feet. Often the host had the lowest servant in the house do this unpleasant chore.

The disciples probably wouldn't mind washing Jesus' feet, but to wash each other's feet?--no thank you! People who were considered equals in society did not wash each other's feet, except very rarely and as a mark of love. In spite of their embarrassment, Jesus demonstrated to them how much He truly loved them (cf. 13:1) and washed each man's feet. He even washed Judas' feet, knowing the man was going to betray Him. When He got to Peter, it was just too much for him to handle and he exclaimed, "No, you shall never wash my feet!"--to which Jesus replied, "Unless I wash you, you have no part with me" (13:8).

Peter and the rest of the disciples did not understand what was happening. In washing their feet, Jesus Christ showed them what God wants in a leader--an attitude of unselfish service that puts others ahead of oneself. This is a total opposite of what the world strives for today, where people are self-centered and step on anyone who gets in their way as they climb the ladder to success. What Jesus did also served as an illustration of the cleansing of sin He brings. Peter had to have his feet washed, just as he needed to have his sin cleansed by the Lamb of God. He could have no part with Christ until this happened. When Peter realized this, he said, "Then, Lord, not just my feet but my hands and my head as well" (13:9).

When Jesus and the disciples returned to the table to finish their meal, Jesus shared with them what He wanted them to learn from the foot-washing. If He, the Lord of the universe, could wash their feet, they should follow His example and show the same kind of love to one another (13:14-16). A true spiritual leader would not hesitate to humble himself and serve others. Jesus gave the perfect example of this when He washed not only the feet of His faithful disciples, but also the feet of Judas who was about to betray Him into the hands of wicked sinners. As they continued in their meal, Jesus also revealed to the eleven who was going to betray Him. Even though Judas was the one He pointed out, the disciples did not understand. Judas left immediately to find the wicked religious leaders and to take part in their evil plan to arrest Jesus later that night.

As Jesus sat with the rest of the disciples, He began to teach them more privately. He first told them that the glorification of God in His Son was about to take place (13:31-32). Judas had gone and God's plan was being set in motion. Jesus was looking past His death to His resurrection and return to heaven. However, it would mean that Jesus would be separated from His followers. Thinking about leaving them, Jesus gave them a new commandment: "Love one another" (13:34). They had been told to love one another before this (cf. Deut. 6:5; Lev. 19:18), but now Jesus commanded them to love one another "as I have loved you." Christian love today is to be modeled after Christ's love. How different from the world's kind of leader--selfish and proud. In washing the disciples' feet and in many other ways, Jesus showed us God's standard for leadership: having the humble heart of a servant.

What is the heart of a servant like? It means putting others ahead of yourself. It's more than just saying we love someone. It's showing that love through our actions. It's helping someone out when we're tired and would rather sit and rest. It's sharing what we have with someone in need. It's remaining quiet when someone attacks us with words. It's putting our own needs on the back burner to take care of someone else first. This is the example Jesus set for us. Jesus is God, but He gladly put others first, humbling Himself as a servant. When we have humble hearts, we will also be servants, seeking to place others before us.



Look:

- Could We Wash Our Enemies Feet? (Discussion).** Jesus washed Judas' feet in the same manner in which He washed His disciples' feet. Jesus knew that Judas was the one who would betray Him, and yet He still served him. Lead a discussion with your small group about people they have not been friendly toward. Would they even consider serving these enemies? In the light of our Bible verse this morning, what would Jesus have us do regarding our enemies?
 - Leader Roles (Role Play).** Have one teacher act out the order giving, dictatorial, selfish, bossy type leader role. While the other acts out the humble servant leader role. Ask the children which leader is really the more effective leader. Which has the love and loyalty of his followers? Include the children in the role play too.
 - Foot-Washing Craft (Craft).** This craft should be used by the children as a reminder through out the week that servanthood was modeled by Jesus Christ. Jesus came to earth and humbled himself as a servant. They should do the same.
Items needed: card stock, **JHN08.GF3**, with a listing of humble servant tasks that can be done throughout the week (7 per student), and **JHN08.GF3 Pg. 2** copied onto card stock, paper bowl or small french fry boat, glue, color markers or crayons, blue tissue paper.
The children can either used **JHN08.GF3 Pg.2** or they can trace their own hands onto card stock. They will then color them and cut them out. Color the bottom of the bowl blue or glue blue tissue paper to stimulate water. They will then glue feet to the inside edge of bowl and glue hands on opposite inside edge of bowl. Glue the verse into bottom of bowl between hands and feet.
Challenge the children to make a listing of tasks that they can do throughout the week to help others in their family. Cut them out individually and place into the bowl. They can remove one each day and perform the task with a Christ-like spirit.
 - Christ's Example of Servanthood in John (Worksheet).** Use this worksheet, **JHN08.GF4**, to see the many ways in which Christ served others and thought of them first before Himself.
 - Christ's "Ladder of Success" Game (Game).** Here's a fun game that can be played to help apply today's Bible lesson. Using the game board on **JHN08.GF5**, have the children pick up a game piece (**JHN08.GF5**) and then answer the question that's written. If they're answer is correct (it's what Jesus would do), they can move their game piece on Christ's "Ladder of Success" one rung. If they answer it incorrectly (it's what the world would do), they should move their game piece on the World's Ladder of Success one rung. Notice that Christ's "Ladder of Success" goes down while the worlds goes up. Talk about the character quality of humility and servanthood while you play this game.
 - Passage Review Questions (Worksheet).** This booklet contains many questions from the scripture passage covered in today's lesson. Students may work on them in class and complete them during the week at home, **JHN08.GF6**.
-



Took:

- Having a Servant's Heart (Craft).** Cut out hearts from red card stock. Punch a hole in the top of the heart and thread a piece of yarn or ribbon through it. Tie into a bow creating a small loop/hanger at the top of the heart. Cut the label from **JHN08.GF7** and paste inside one side of the heart. On the other side write ideas for this week of acts of service you can provide for those with whom you come in contact. Encourage the students to take these home and hang them in a prominent spot.
- How Far Would You Go To Be A Servant? (Craft).** Have the children trace their feet onto card stock paper. Attach to each toe a small heart. Next to each of these the students are to write a servant-like characteristic of their choosing. (i.e., helping...). then glue ink construction toe nails, only glued at the base over each toe. Throughout the week they need to monitor their servant attitudes. If a situation arises in which they do not willfully show a servant Christ-like attitude they must rip off one of their toenails, exposing the heart and servant attitude as a reminder to them. During Hook time of the subsequent week, they need to share with the class how many toes nails they have remaining.
- Thank-You's (Craft/Activity).** Using **JHN08.GF8 pgs 1-3** choose a piece of stationary. Draft a thank-you note to someone who has faithfully served you. This may be a parent, school teacher, friend, neighbor, coach, or pastor. Tell them how much their service has blessed you. You could even make an envelope from a piece of colored construction paper if time allows. This would make a great missionary gift, if all the thank-you's were collected and sent at one time.
- Continued Hook (Activity).** Give each child an envelope with the words **THIS WEEK I WILL SERVE MY FAMILY BY...** printed on the front of it along with the chore card that they completed during the hook time (**chores**). Challenge them to follow the example of Christ and be a humble servant this week. Ask them to put the card into the envelope and give the envelope to the member of their family who usually does this chore and tell that person that they would like to serve them by doing (or help with) that particular chore for them.
- Follow the Leader (Game).** Have the children take turns being the leader acting out ways to serve others (doing dishes, raking leaves, etc.) with the other children copying them. Challenge them to think of as many different things as they can as to how they can serve others.
- Manors and Customs (Worksheet).** Manor and customs can change throughout time, but some stay the same. Use this worksheet to help the kids think of what manors are for today and what were for New Testament times, and which are still proper for today, **JHN08.GF9**. Answers: 1:P, 2:B, 3:B, 4:B, 5:N, 6:P, 7:N, 8:P, 9:N, 10:N, 11:N, 12:P.
- 1st to Serve! (Worksheet).** Have the children write down ways in which they can be "1st to serve" at home, at school, or at church on **JHN08GF10**. This can be used as a practical take-home sheet for the kids to apply today's Bible lesson.

The Last Supper



Washing the Disciples Feet



“A new command I give to you,
that you love one another; as I have loved you, that you
also love one another.”
John 13:34

“A new command I give to you,
that you love one another; as I have loved you, that you
also love one another.”
John 13:34

I will serve _____ today by:

I will serve _____ today by:

I will serve _____ today by:

I will serve _____ today by:

I will serve _____ today by:

I will serve _____ today by:

I will serve _____ today by:

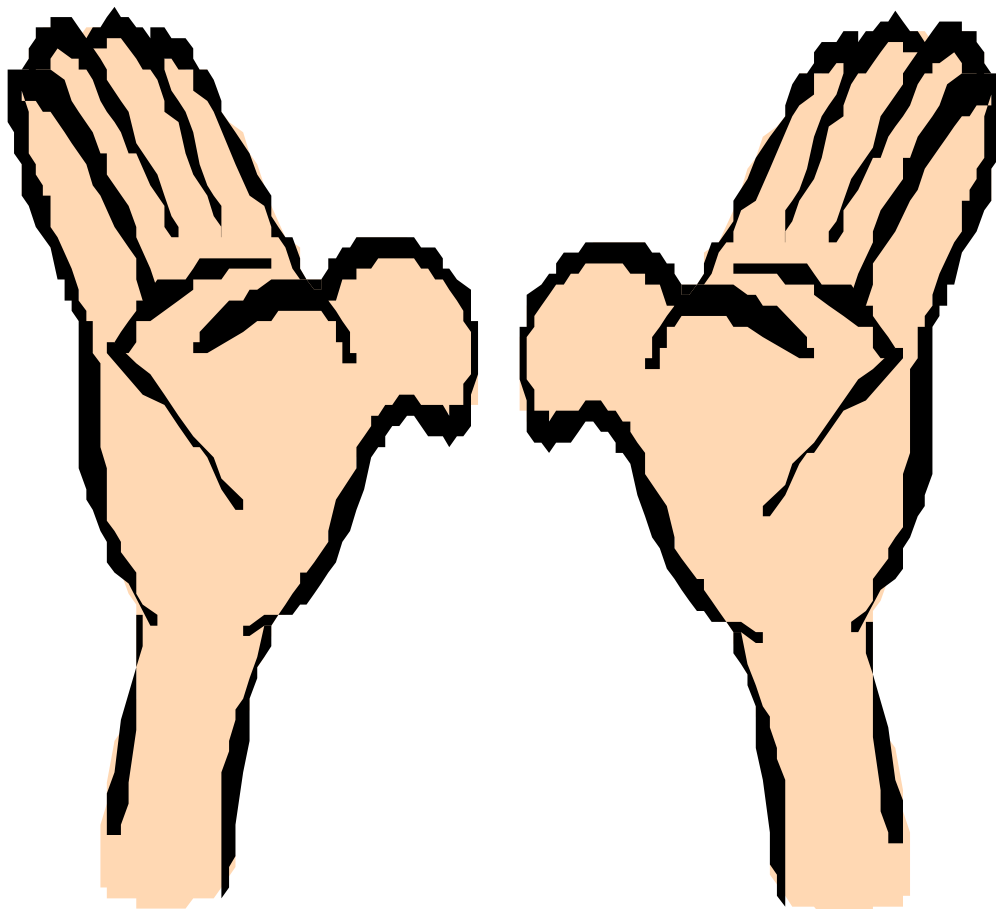
I will serve _____ today by:

I will serve _____ today by:

I will serve _____ today by:

I will serve _____ today by:

I will serve _____ today by:




Christ's Example of **SERVANTHOOD** in John

(Directions: Look up the following verses in John and match the pictures with the example of Jesus' service.)

John 2:1 - 11




John 3:16




John 5:1 - 9



John 6:1 - 14




John 9:1 - 7




John 11:38 - 44



John 13:1 - 11




Christ's "Ladder of Success"



THE WORLD:
selfish
greedy
uncaring
looks to serve themselves first

START HERE



CHRIST:
humble
selfless
caring
loves others
looks to serve others first

There is a toy that you're playing with, but your brother/sister wants to play with it.
What will you do?

At school, there is a boy who doesn't seem to have any friends.
What will you do?

Your younger brother/sister is having a hard time finishing up their chores but you're all done with yours.
What will you do?

Your mother is sick in bed and there's still some housework that needs to be done.
What will you do?

Your dad is working on the yard all by himself.
What will you do?

Your neighborhood friend doesn't know the Lord.
What will you do?

Your parents seem tired.
What will you do?

Your teacher seems sad today.
What will you do?

Your classmate is having a hard time with a bully at school.
What will you do?

27. With this new commandment, were people to be able to tell that they were Jesus' disciples? 13:35
28. Who asked Jesus where he was going? 13:36
29. When would Peter be following Jesus to where Jesus was going? 13:36b
30. What did Peter declare to Jesus? 13:37
31. How did Jesus answer Peter? 13:38

Passage Review Questions John Chapter 13

1. What did Jesus do to show his love? 13:1b
2. Who prompted Judas Iscariot to betray Jesus? 13:2
3. Are all things under God's power? 13:3a
4. What did Jesus do in 13:4-5?
5. What did Simon Peter say to Jesus? 13:6
6. How did Jesus reply to Peter? 13:7
7. Did Peter protest Jesus' washing of his feet? 13:8
8. What else did Peter want washed? 13:9
9. How did Jesus reply to the part of washing the whole body? 13:10

10. Why did Jesus say that not every one was clean? 13:11
11. When Jesus was finished with washing the disciples feet and returned to his place he asked his disciples if they understood what he had done for them. What is the answer? 13:14
12. Was this an example of what they were supposed to do for others? 13:15
13. What did Jesus tell his disciples that is still true today? 13:16
14. One of the disciples was chosen to be the betrayer of Jesus to fulfill scripture. Who was it? 13:18b
15. Why was He telling his disciples that it would happen even before it would happen? 13:19
16. What was the truth that Jesus told his disciples? 13:20
17. What did Jesus tell them? 13:21b

18. How did the disciples react to this news? 13:22-24
19. What did they ask Jesus? 13:25
20. How did Jesus answer them? 13:26
21. Who did he give the piece of bread to? 13:26b
22. What happened after Judas took the bread? 13:27
23. What time of day did this take place? 13:30
24. When Judas was gone what then did Jesus say to his disciples? 13:31-32
25. Would the disciples be able to go to where Jesus was after he was gone from them? 13:33
26. What was the new commandment that Jesus gave to his disciples? 13:34



A Servant's


Heart



A Servant's

Heart

Thank You's







Manners and Customs

Manners and Customs key: P=Present Day, N=New Testament times, B=Both.
Put the appropriate letter next to each sentence below.

Manners and Customs	P	N	B
1. Greet with a handshake.			
2. Wash hands before eating.			
3. Offer a guest something to drink.			
4. Offer a guest some food.			
5. Greet guest with, "Peace be with you."			
6. Sit at a table with chairs for your meal.			
7. Greet a guest with a kiss on each cheek.			
8. Turn the radio down so as not to disturb the guests.			
9. Wash your guest's feet before a meal.			
10. Sit on the floor at the table for a meal.			
11. Anoint your guest's head with oil.			
12. Show the guest where the restroom is to wash his hands before the meal.			