

Materials I Need:

Memory Verse:

Two- and three-year-old verse: John 10:27: "My sheep listen to My voice; I know them, and they follow Me."

Four- and five-year-old verse: John 10:27: "My sheep listen to My voice; I know them, and they follow Me. I give them eternal life, and they shall never perish; no one can snatch them out of My hand."

Aim Questions for 2's & 3's:

1. **Did Jesus call Lazarus out of the tomb?** *(Yes. Jesus raised Lazarus from the dead.)*
2. **Did people believe that Jesus was the powerful Son of God when He raised Lazarus from the dead?** *(Yes. Many people believed in Jesus, and followed Him.)*
3. **Did Jesus ride toward Jerusalem on a donkey colt?** *(Yes.)*
4. **Did people wave palm branches and shout, "Hosanna," as Jesus rode into Jerusalem on a donkey?** *(Yes. The people wanted Jesus to be the king at Jerusalem.)*

Aim Questions for 4's, 5's & K:

1. **What miracle did Jesus do with Lazarus?** *(Jesus raised Lazarus from the dead.)*
2. **Why could Jesus raise Lazarus from the dead?** *(Jesus was the Son of God, the resurrection, and the life.)*
3. **Why did Jesus ride into Jerusalem on a donkey?** *(The prophet, Zechariah, had prophesied that Israel's king would ride into Jerusalem on a donkey's colt--Zech. 9:9.)*
4. **What did the people do when Jesus rode into Jerusalem on a donkey?** *(The crowds of people waved palm branches and shouted, "Hosanna! Blessed is the King of Israel.")*
5. **Did the religious leaders shout praises about Jesus?** *(No. They were angry and planned to kill Jesus.)*

Key for symbols:

- This box symbol represents ideas that can be used for two-year-olds through kindergarten. Please remember to slow down the pace for two-year-olds and keep the pace moving for five-year-olds.
- ② This symbol represents ideas that are best used for two- and three-year-olds.
- ④ This symbol represents ideas that are best used for four-year-olds through kindergarten.

Hook:

- Get Well Center:** Provide a toy doctor's bag and instruments along with ace bandages, slings, Band-Aids, and reflex hammer. Allow the children to "doctor" the leader or one another. The leader could demonstrate the reflex hammer on a child as his legs hang free over the side of a table. Lightly tap below the knee to see if there is a reflex meaning "everything is okay." In today's Bible Adventure, Jesus' friend, Lazarus, got very sick but the doctors could not heal him. We can thank God for our healthy bodies.

Burial Cloth Center: Provide a roll of toilet paper for every two or three children and allow them to carefully wrap each other's arms, legs, and bodies. In Jesus' day, when someone died, he was wrapped in clean linen cloth and his body was put into a cave.

Riding the Donkey Center: Allow a good-natured leader to crawl on the floor so that the children in the small group can take turns riding on his back. He can prepare for the part by wearing old clothes or using knee pads and gloves. In today's Bible Adventure, someone very special rides into Jerusalem on the back of a donkey.

Palm Branches Art Center: Materials needed: 9" x 12" green construction paper for each child, scissors enough for the small group, a small tree branch or a long straw, tape. Fold the paper in half lengthwise. Cut off the corners to make a half circle. Cut 1" slits towards the fold on the open side all the way around the half circle. Open the paper and tape the straw or stick it in the fold of the paper. Label each palm branch with names for the children to use later in the lesson.

Puppet Friends: Introduce two puppets who talk about what it is like being good friends. They enjoy spending time together, eating together, playing together, laughing together, and crying together when one gets hurt. Jesus had some good friends named Lazarus, Mary, and Martha that He enjoyed being with. Listen to the Bible Adventure and find out what Jesus did with and for His friends.

Traveling Role Play: Pretend that a friend calls and wants you to come visit very soon. Tell them you can't come right now but that you will later. Eat lunch, sleep, pack your bags, call the airport, sleep, go to the store, call a friend, sleep, pack a lunch, and get a taxi to the airport. Knock on your friend's house! Jesus' friends wanted Him to come quickly because Lazarus was sick, but Jesus knew that God wanted Him to wait until later for a very good reason. Listen and find out the reason why Jesus delayed to His friends for four days.

Play Dough Faces: Help children make long pencil-thin tubes of play dough. Twist off small pieces for eyes and a longer one for a mouth. Use a long piece to make a round face. Place the smaller pieces making a face with different emotions. Talk about the emotions that we feel, like sadness, anger, happiness, and fear. Let the children add tear drops to the playdough faces. Jesus felt the same things that we feel. Jesus was happy and sad just like you are. Jesus cried just like you do. The Bible Adventure story will tell us why.

Play Dough Caves: Make a cave out of a ball of play dough. Form a stone to cover the entrance to the cave. Make a person to lay in the cave. Talk about the practice in Jesus' day of burying people in a cave when they died.

Preparing for a Feast Kitchen Center: It was Passover Feast time in Jerusalem. All the people gathered together and had a feast. Let's pretend to be making a big dinner for everyone in the class. Decide what to make and who will make it. Set the table, invite the others, and sit down to a pretend feast!

② **Can You Pretend to be Dead? Center:** Choose someone to show the group what he would do if he were dead. Encourage him to lie down and stay very still. Have the other children in the group watch to see if he is perfectly still. Then ask everyone in the small group to be absolutely still (dead) and have the leader watch to see who can do it the longest. In today's Bible Adventure, Jesus' friend, Lazarus, did die. His sisters, Mary and Martha, cried because they were so sad. When Jesus arrived and saw how sad His friends were, He cried also. The following ideas and questions could be presented to the small group. "Do you know anyone who has died? How did it make you feel? We are sad because we can no longer be with that person. If the person loved Jesus, then we know that he is in heaven with Him today. Have you ever had a pet die? Where did you put your pet? Do you think pets can go to heaven, too?" (The answer is "We don't know.")

② **The Tomb Center:** Bring a large box to class along with a large pillow to put in front of the open end. Have a child go into the box and stay until he hears the leader say the words, "Lazarus, come out!" He then pushes the pillow out of the way and gets out. Try to trick the child in the box by saying other phrases before actually saying, "Lazarus, come out!" Only the Son of God, Jesus Christ, could say those words to someone who was dead and make him alive again.


- ④ **“Waiting” Match Game: (JHN07ECGF6)** Show the GF6 pictures and discuss things that we have to wait for, like seeds to grow into flowers, babies to grow into adults, baby lambs into sheep, baby birds into grown birds, caterpillars into butterflies, popcorn kernels into popcorn to eat! Give each child two GF6 pictures and let them color their matched sets of the pictures. Cut the pictures apart and turn them over face-down on the table or floor. Let the children take turns turning up matching pictures. Provide an envelope for each child so that they can take their matching game home.
-

- ④ **Legs Tied Relay:** Wrap the legs of two children with a cloth. They get to jump to the other side of the room together. The class could be divided into two teams; see which side gets everyone across the room first. (When two reach the other side, they remove the cloth and return to tie it on the next two in line.) In our Bible Adventure, Lazarus could not walk very well because his legs had cloth around them.
-



Book:

Presentation Ideas -

-  Color and mount the **JHN07ECGF1, JHN07ECGF2, JHN07ECGF3, JHN07ECGF4,** and **JHN07ECGF5** pictures on construction paper. Show them as you tell the Bible Adventure. Save the pictures and use them for review as you continue through the gospel of John.

Bible Adventure for 2's & 3's-

(*Show the JHN07ECGF1 picture.*) One day, while Jesus was teaching and healing people, a messenger came to Jesus from the town of Bethany and said, “Please come quickly. Your friend, Lazarus, is very sick.”

Jesus loved His good friends in Bethany. There were two sisters named Mary and Martha, and their brother named Lazarus.

Jesus said to the disciples, “Our friend Lazarus is dead. We must go to him now.”

(*Show the JHN07ECGF2 picture.*) When Martha heard that Jesus was on His way to Bethany, she went out to meet Him. She said to Him, “Lord, if You had been here, my brother would not have died.” Martha was very sad that her brother was dead.

Jesus said, “Your brother will be raised from the dead. Do you believe this?”

Martha replied, “Yes, Lord, I believe that You are the Son of God who can do all things.”

Martha’s sister, Mary, hurried to Jesus. She fell at His feet and said, “Lord, if You had been here, my brother would not have died.” Mary was very sad that her brother was dead.

(*Show the JHN07ECGF3 picture.*) Jesus went to the tomb where Lazarus’ body was buried. A tomb was a cave with a large stone laid across the entrance. Jesus was sad because His friends were sad. Jesus cried because He loved Lazarus very much. Jesus loved this whole family.

(*Show the JHN07ECGF4 picture.*) Jesus said to the men at the tomb, “Take away the stone.” The men rolled the stone away. Then Jesus called in a loud voice, “Lazarus, come out!” The people were waiting and listening to see what would happen. (*Lower your voice and look around at each child.*) Could Lazarus really be raised from the dead?

All of a sudden, the people saw someone moving slowly from the tomb, his hands and feet wrapped with strips of linen, and a cloth around his face. Jesus said to the people watching, “Take off Lazarus’ grave clothes so he can be free to walk around.”

People watched with amazement as Lazarus’ hands and feet were unwrapped. Lazarus was alive! What a miracle! Only God could raise someone from the dead. Many people now believed that Jesus was the powerful Son of God.

(*Show the JHN07ECGF5 picture.*) People wanted to make Jesus the king. When Jesus rode toward Jerusalem on a donkey, people were excited because they thought that He was coming to be the King of the Jews.

Great crowds of people broke off palm branches and went out to meet Jesus on the road. They laid the branches by the road and waved them in the air as they shouted (*Sing, if you know the tune.*), “Hosanna, hosanna, shout unto God with the voice of triumph. Praise Him! Praise Him! Shout unto God with the voice of praise.”

Jesus was the King of the Jews, but He knew that He would not sit on a throne in Jerusalem. He would give His life as a good shepherd does for his flock of sheep.

Next week, we will hear what happens to Jesus and His disciples.

Prayer: Dear God, thank You for sending Your Son, Jesus, to the world. He raised Lazarus from the dead because He was the powerful Son of God. In Jesus' name, Amen.

Bible Adventure for 4's, 5's & K-

(Show the JHN07ECGF1 picture.) Jesus took His disciples across the Jordan River, where people kept coming to Him. Jesus kept teaching the truths about God to the people who came to Him.

One day, a messenger came to Jesus from the town of Bethany and said, "Please come quickly. Your friend, Lazarus, is very sick."

Jesus loved His good friends in Bethany. There were two sisters named Mary and Martha, and their brother named Lazarus. Jesus did not go to them quickly even though Lazarus was very sick. Jesus had a much bigger miracle in mind than healing His sick friend.

Jesus waited two days and then said to the disciples, "Let us go to Lazarus."

The disciples said, "The Jews were trying to stone you while You were in Jerusalem. Are You sure we should go?" Bethany was close to Jerusalem and the disciples were afraid of the religious leaders.

Jesus answered, "Our friend Lazarus is dead. We must go to him now." The disciples were confused about why Jesus had waited to go until Lazarus was dead and why He now wanted to go to a town so close to Jerusalem, but they went with Jesus.

(Show the JHN07ECGF2 picture.) When Martha heard that Jesus was on His way to Bethany, she went out to meet Him. When she saw Him, she said, "Lord, if You had been here, my brother would not have died." She was confused and sad because Jesus had not come in time to heal Lazarus.

Jesus said, "Your brother will be raised from the dead. Do you believe this? Do you believe that I am the resurrection and the life? Whoever believes in Me will live forever, even though his body dies."

Martha replied, "Yes, Lord, I believe that You are the Son of God who has come into the world."

Jesus asked Martha to get Mary. Mary hurried to find Jesus, and when she saw Him, she fell at His feet and said, "Lord, if You had been here, my brother would not have died." Everyone was confused and sad because Jesus had not come sooner.

(Show the JHN07ECGF3 picture.) Jesus was sad because His friends were sad. Jesus cried because He loved Lazarus very much. He loved this whole family. Jesus went to the tomb where Lazarus' body was buried. A tomb was a cave with a large stone laid across the entrance.

(Show the JHN07ECGF4 picture.) Jesus said to the men at the tomb, "Take away the stone." Martha was shocked and said to Jesus, "My brother has been dead four days. There will already be a bad odor coming from the tomb."

Jesus said, "Didn't I tell you that if you believed, you would see the glory of God?" The men took away the stone and Jesus called in a loud voice, "Lazarus, come out!" The people were waiting and listening to see what would happen. Could Lazarus really be resurrected from the dead?

All of a sudden, the people saw someone moving slowly from the tomb, his hands and feet wrapped with strips of linen, and a cloth around his face. Jesus said to the people watching, "Take off Lazarus' grave clothes so he can be free to walk around."

People watched with amazement as Lazarus' hands and feet were unwrapped. Lazarus was alive! What a miracle! Only God could raise someone from the dead. Jesus was the resurrection and the life. Many people who saw Jesus raise Lazarus from the dead believed now that Jesus was the Son of God.

Other people went to the Pharisees in Jerusalem and told them what Jesus had done to Lazarus. They did not want to believe in Jesus, so they talked about how to get rid of Him. They also wanted to kill Lazarus because his resurrection was causing more people to follow Jesus.

When the Passover feast time came, all the Jewish men went to Jerusalem to make sacrifices and worship God. The Pharisees were watching for Jesus so that they could arrest Him and put Him in jail. Jesus went to Jerusalem, knowing that it was time for Him to give His life, just as a good shepherd gives his life for his sheep.

(Show the JHN07ECGF5 picture.) Jesus rode toward Jerusalem on a donkey colt, just as the prophet, Zechariah, had said He would (Zech. 9:9). The word spread throughout all Jerusalem that Jesus was coming to town. They thought that He was coming to be the King of the Jews.

Great crowds of people broke off palm branches and went out to meet Jesus on the road. They laid the branches by the road and waved them in the air as they shouted (*sing, if you know the tune*), "Hosanna, hosanna, shout unto God with the voice of triumph. Praise Him! Praise Him! Shout unto God with the voice of praise."

The Pharisees were very angry when they saw what was happening. They were planning to do everything they could to make sure Jesus did not become a king in Jerusalem.

Jesus knew that He would not sit on a throne in Jerusalem. He would give His life as a good shepherd does for his flock of sheep. Jesus said to the people with Him, "My heart is troubled now because soon I will be lifted up on a cross. This must happen because that is the reason I have come to

earth. You will have My light just a few more days. Put your trust in the light while you still have it, so that you may become sons of light." Many people believed the truth of Jesus' words. They believed that Jesus was the Christ sent from God.

Next week, we will hear what happens to Jesus and His disciples.

Prayer: Dear God, thank You for sending Your Son, Jesus, to the world. He raised Lazarus from the dead because He is the resurrection and the life. In Jesus' name, Amen.



Look:

Aim Questions: The Aim Questions can be written on cards and wrapped up under an ace bandage on the arm or leg of one of the leaders. As the bandage is unwrapped by one of the children, the next question will appear.

Snack: Discuss friendships. Ask the children if they have ever cried with a friend when they were sick or hurt. Jesus felt the same way about His friends. Serve crackers and let the children make happy and sad faces on them with tubes of cheese.

Scripture Review: Underline John 10:27 in a Bible for the children to see and slowly show the verse around the circle after the Bible Adventure so that they may touch God's words in the Bible.

Rolling Stone Tomb: (JHN07ECGF9, JHN07ECGF10, and JHN07ECGF11) Let the children make their own tombs with Lazarus coming out. Give each child a GF9 and GF10 page and let them cut out the GF10 stone. Attach the GF10 stone to the GF9 cave on the "x's" with a brad paper fastener. Give each child a GF11 picture of Lazarus to glue on their GF9 page. Talk about how only the Son of God could raise someone from the dead. Let the children "roll" the stone back in front of the cave, call out to Lazarus, remove the stone, and watch Lazarus come out of the grave.

Jesus on a Donkey Craft: (JHN07ECGF12 and JHN07ECGF13) Give each child a GF12 picture of Jesus riding on a donkey into Jerusalem. Let the children cut out around four GF13 legs and attach them to the GF12 page with two brad paper fasteners. The children can "walk" their donkey's legs as they sing a praise song, like the people in Jerusalem sang as Jesus rode into Jerusalem. The children could tape bits of green construction paper or green leaves on the path to represent palm branches.

Partner Activity: Match each child up with a partner. Partners join hands, facing each other. When one child stands up, the other squats down. The second stanza has the partners walking in a small circle while holding hands. Have someone demonstrate the two motions to be used in this activity. Use only the actions for the first line of each stanza.

Up and down and up and down,

High up in the sky.

Up and down and up and down,

Teeter-totter, low and high.

Round and round, round and round,

Our friend is who we see.

Round and round, round and round,

Jesus loves you and me!

Up and down and up and down,
Mary and Martha do.

Up and down and up and down,
Were friends of Jesus, too.

Round and round, round and round,
We'll sit down before too long.

Round and round, round and round,
This is the end of our song!

(Everyone sits down.)

- Re-enactment Visit:** Set up a time to visit the reenactment of Jesus raising Lazarus from the dead performed by the drama department.
 - Triumphal Entry into Jerusalem:** Form two lines facing each other. Choose one child to be "Jesus" who rides on a strong leader's back. The leader (donkey) will carry the child (Jesus) on his back between the two lines of people who wave their branches and say, "Hosanna, Hosanna," or sing the words used in the Bible Adventure story. Use the palm branches made earlier by the children to wave as Jesus rides by on His donkey.
 - Bean Bag Throw: (JHN07ECGF7)** Talk about the different emotions expressed on the GF7 faces. Ask children to tell you who felt like this in the Bible Adventure today. Cut the faces apart, if desired, and let the children take turns throwing bean bags, trying to hit the happy face every time. Jesus is God's Son and has His power. That makes me very happy!
-

- Lazarus Team Competition:** Divide the class into three teams. Ask each team to select its own "Lazarus." Give each team a roll of toilet paper. When instructed to start, the children wrap their own "Lazarus" in toilet paper. When the teacher says, "Lazarus, come out," the wrapped child rips through the paper. Remind the children that only Jesus, God's Son, had God's power to make a dead person come back to life again. Jesus did it so that people would know He was God's Son and would believe in Him.
- Happy Face for Lazarus: (JHN07ECGF8)** Add a mouth to make Lazarus (or, Mary or Martha) look very happy. Add yarn for hair. Talk about how happy Mary and Martha were when Jesus raised their brother from the dead. It makes us happy to know that Jesus is God's Son and that He has power over everything! Review the memory verse and talk about how Lazarus heard Jesus' voice because he was one of Jesus' "sheep."
- ④ **Hot Potato Memory Verse Review:** Pass a bean bag and pretend like it is a hot potato. When the teacher blows a whistle, the child holding the bag gets to say the memory verse with the children on both sides of him/her.
- ④ **Back Writing Review:** Seat children in pairs with one facing the other's back. As you review the Bible Adventure story, stop and have them draw a happy or sad face on the backs of the people in front of them with their finger depending on what you are talking about. Practice before the review starts so that the children get the feel of it. Be sure to include this statement: Jesus was God's Son, knew His plan, and had His power.

Songs:

- "Jesus Is" Theme Song** (*tune: "Here Comes Peter Cottontail"*)
 Jesus is the Son of God; He has come from up above.
 God has sent His one and only Son.
 If we will believe in Him, if we love and follow Him,
 He will give us everlasting life.

(Verse seven)
 Jesus spoke and raised the dead; "King of Jews," the people said.
(Repeat the last three lines from the first verse.)
- Memory Verse Song, John 10:27** (*tune: "B-I-N-G-O"*)
 My shee-eep listen to My voice; I know them and they follow Me,
 And they follow Me, and they follow Me, and they follow Me.
 I know them and they follow Me.

(For four-year-olds through kindergarten)
 My shee-eep listen to My voice; I know them and they follow Me,
 I give them eternal life, they shall never perish,
 And no one can ever snatch them out of My-y hand.
- Memory Verse Song, John 10:27** (*tune: "Who Did Swallow Jonah?"*)
 "My sheep listen to My voi-ice; I know them, they follow Me-e.
 "My sheep listen to My voi-ice; I know them, they follow Me-e.

"My sheep listen to My voice; I know them, they follow Me-e.
"And they follow Me-e, And they follow Me,
"My sheep listen to My voice."

(For four-year-olds through kindergarten)

"My sheep listen to My voice; I know them, they follow Me-e.
"My sheep listen to My voice; I know them, they follow Me-e.
"I give them eternal life and they shall never pe-eri-ish;
"And no one can snatch them, and no one can snatch them
"Ou-out o-of My-y hand."

"I give them eternal life and they shall never pe-eri-ish;
"I give them eternal life and they shall never pe-eri-ish;
"I give them eternal life and they shall never pe-eri-ish;
"And no one can snatch them, and no one can snatch them
"Ou-out o-of My-y hand."



Took:

- Clothespin Lazarus in Envelope:** Give each child a tongue depressor and some torn white strips of cloth (or toilet paper). Draw a face on the Lazarus tongue depressor with a pen, making a straight face on one side and a happy face on the other. Practice wrapping Lazarus in the cloth and saying, "Lazarus, come out!" Let the children each color an envelope to look like a tomb. They can add torn pieces of dark construction paper for stones. Glue the memory verse on one side of the envelope tomb.
- "Jesus' Miracles" Review: (JHN07ECGF14)** Color the pictures of the miracles and talk about what Jesus did. Fold on the lines. Tape the edges to form a box. Roll the box and tell what Jesus did in the picture on the top. Be sure to emphasize the power that Jesus had as God's Son and God's plan to use the miracles to help people believe in Jesus.
- Pudding Sack Drawing:** Give each child a quart-sized resealable freezer bag and place in it 1/4 cup of milk and 2 tablespoons of instant vanilla pudding mix. Seal the bag well. Instruct the children to lay it on a table and spread it evenly within the bag. Talk about the Bible Adventure and draw appropriate faces as you talk about Jesus waiting on God's timing, raising Lazarus from the dead, facing His own death, riding into Jerusalem on a donkey colt, being the powerful Son of God, etc. You could write part of the memory verse on the back with a permanent marker.
- Preschool Page for Parents: (JHN07ECPPP)** Send a page home with each child, encouraging the parents to reinforce the Bible truths at home. Spend a few minutes before the children go home creatively reviewing the song and memory verse.



JHN07ECGF1

Jesus crossed the Jordan River and taught people God's truths.



Martha said to Jesus, "If You had been here,
my brother would not have died."









Jesus was sad when He went to the tomb
with Martha and Mary.







Jesus raised Lazarus from the dead
to prove that He was the Son of God.




People praised God when Jesus rode into Jerusalem.






*"My sheep listen to My voice;
I know them, and they follow Me."*


John 10:27



*Jesus is the Son of God.
He is all-powerful.
He raised Lazarus from the dead.*



Lazarus came out of the tomb and Jesus asked the people to help Lazarus take off Lazarus' grave clothes. Jesus raised Lazarus from the dead.



Jesus said to the men at the tomb, "Take away the stone." The men took away the stone and Jesus called in a loud voice, "Lazarus, come out!" The people were waiting and listening to see what would happen.

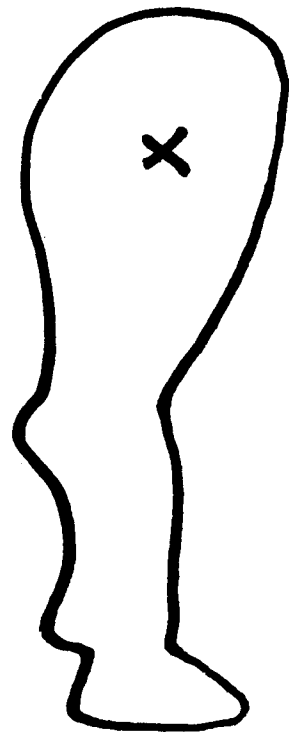
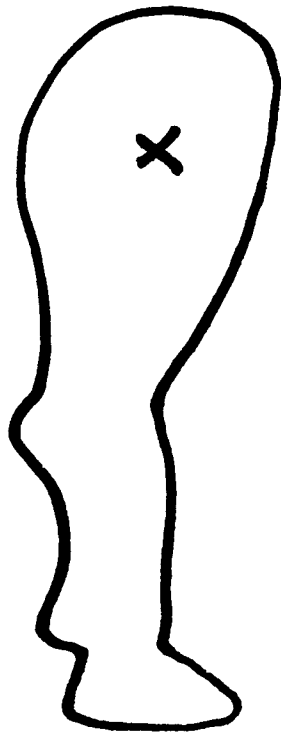
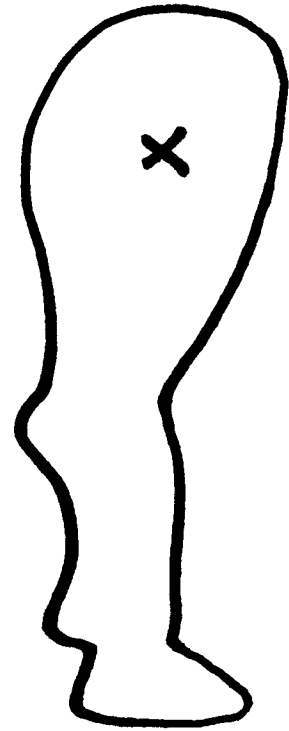
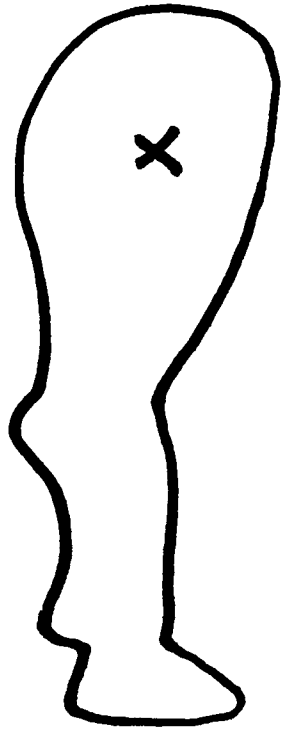
X

Cut out Lazarus and glue him in the JHN07ECGF9 tomb.






People praised God when Jesus rode into Jerusalem.







Jesus healed the blind man.




Jesus fed five thousand families.



Jesus walked on water.



Jesus turned water into wine at Cana.



Jesus healed the royal official's son.



Jesus healed the lame man by the pool.

Fold on all the dotted lines. Tuck the flaps inside and tape them to make a box. Talk about all the miracles Jesus has performed in the Gospel of John.

December 26, 1999
John Chapters 11-12



This is what I learned today!

Martha, Mary, and Lazarus were good friends of Jesus. By the time Jesus got to their house, Lazarus had already died and been put into a cave. Jesus went to the tomb and called for Lazarus to come out. The dead man walked out! Jesus said to Martha and Mary, "Did I not tell you that if you believed, you would see the glory of God?" (John 11:40)

When Jesus went to Jerusalem, the Jewish people were excited because they thought He was coming to be the King of the Jews. They waved palm branches in the air and praised Him. But the Pharisees were very angry because they did not want to believe that Jesus was the Son of God.

Today's Memory Verses:

(2's & 3's) My sheep listen to My voice;
I know them, and they follow Me."

(4's & 5's) My sheep listen to My voice;
I know them, and they follow Me."
I give them eternal life,
and they shall never perish.
John 10:27

Lazarus Wrap



Choose one of your children to be Lazarus. Let the other family members wrap him in toilet paper. Let the child show what he would do if he were dead. Encourage him to lie down and stay very still. Have the other children watch to see if he is perfectly still. Then ask everyone in the family to be absolutely still (dead) while one of the parents watches to see who can do it the longest. The signal to get up is, "Lazarus, come out!" Continue the activity with other family members as long as toilet paper supply allows.

After Jesus raised Lazarus from the dead, He rode into Jerusalem on a donkey. Let dad give donkey rides to the small children in the family as everyone sings today's verse for the theme song.

"Jesus Is," Theme Song

(tune: "Here Comes Peter Cottontail")

Jesus is the Son of God; He has come from up above.
God has sent His one and only Son.
If we will believe in Him, if we love and follow Him,
He will give us everlasting life.

(Verse six)

Jesus spoke and raised the dead;

"King of Jews," the people said.

(Repeat the last three lines from the first verse.)



Jesus raised Lazarus from
the dead to prove that
He was the Son of God.