

Jesus Christ is the All-powerful King!

Materials I Need:

Legend:



= Option 1, Appropriate for 1st – 2nd Grade

= Option 2, Appropriate for 3rd – 6th Grade

Memory Work:

**"I am the resurrection and the life. He who believes in me will live, even though he dies."
(John 11:25)**

Aim Questions:

1. Where was Jesus when Lazarus died?
2. Why did Jesus delay?
3. What happened at the tomb?
4. What act of love and devotion did Mary perform at a dinner in Jesus' honor?
5. Why did the people lay down palm branches for Jesus?




Hook:





The 3 "P"s of John 11 (Activity). This is a simple way for the students to remember what they learned today from chapter 11 in the Book of John. Create and build suspense, telling them that today they will learn about the 3 "P"s of John 11. Put up signs around the room, have teachers asking them periodically during the HOOK time if they have heard about the 3 "P"s yet, and ask them what they think they might be. Make the students curious so that they will look forward to the LOOK time when you reveal what the 3 "P"s of John 11 are, and how they can help us to remember our Bible Adventure from this morning. If you have time, and want to set up a station where the students try to guess what the 3 "P"s stand for, you might have a dictionary, white board, or paper and pencils available for them to try writing down their guesses. You decide if you want to give clues about what these words are. Promise a reward to the student who guesses the 3 "P"s correctly. Encourage the children to listen carefully to the Bible Adventure this morning and see if they can figure out what the 3 "P"s are. (Note to teachers: The three "P"s are PLAN, POWER, and PASSION.)





Guess Who's Coming to Dinner? (Discussion/Audio Activity). Although the focus on this morning's BOOK time is really the raising of Lazarus from chapter 11, you might want to consider this activity that pertains to chapter 12 as a fun activity for younger children. Talk about entertaining guests at your home for dinner. What do you need to do to get things ready? Have your parents ever had someone special (like your Bible school teacher) over for dinner? What did they serve? What did you do while they were at your house? Would you entertain differently if you were inviting the neighbors or the President over? Now ask them what they would do if Jesus came over for dinner at their house. Record this discussion on a tape recorder as you are apt to get some precious answers. If you did not have time for this activity during the HOOK time, it could be incorporated into your BOOK time presentation. If you choose to use this as a HOOK activity, be sure to compare and contrast their answers to what Mary and Martha's responses were when Jesus came to their house.

 **I Want It NOW !!! (Discussion).** In our fast-paced society today, we have become quite accustomed to expecting just about anything immediately. Talk about all the conveniences, technology, and computer related activities that have conditioned us to demand things immediately. We want what we want, when we want it, which is right now. People have become so used to having things immediately that we have a difficult time waiting for anything. We live our lives with a seeming sense of urgency. Have humans always been this impatient? Things were different during Bible times. People were used to waiting for long periods of time to receive letters, purchase items, travel distances, and acquire possessions. They did not have all of the modern conveniences that technology and lifestyles have brought us these days. We will, however, hear in our Bible Adventure this morning about an event where family members become very anxious about a situation, and want Jesus to immediately meet their dire need. Jesus, who is all-powerful, chooses to wait for four days to come to their aid! Why did He wait that long to help them, and what was it that they needed from Him that could not wait?


 **Discussion Questions (Discussion).** (Note to teachers: Be careful and very sensitive to the children's reactions to the discussion questions. Some of them may have had close family member die recently.) Have you ever had a pet, a dog or cat that has died? Or have you ever known someone that you loved dearly that has died? A grandparent, aunt, uncle, neighbor, or a friend? How did you feel. In our bible adventure today, you will hear about the death of a close friend of Jesus and what Jesus did. Jesus wept. Did you know that each time that someone dies Jesus knows about it? He also knows about it when someone is born and he watches them grow up. Read Matt. 10:29-31. Discuss with the children God's love for them.

 **Friendships (Discussion).** Give each child a piece of notebook paper. Ask them to answer these questions. 1. What is a friend? 2. What are the different levels of friendship? 3. How do friends feel about each other, do for each other? Bring in a dictionary and a thesaurus. Have somebody look us the definition of friend and also synonyms of friend or friendship. (Friend: companion, acquaintance, chum, pal, bosom buddy, confidant, well-wisher, supporter, backer, advocate, defender, sympathizer, ally, intimate associate, same side, helper, loyal to, reliable, partner, assistant; knows well, loves, is fond of, close to ...)
Jesus had many who called themselves his friend (followers) but He has a few special close friends that are mentioned in John. Disciples, Mary, Martha, and Lazarus. Today we will hear about this special friendship.


 **Looking Back (Discussion).** Look back on a difficult time, and see what God was doing. Tell of a time in your life (or that of a missionary, friend, relative, etc.) when you couldn't see what God was doing, your prayers weren't being answered in the way that you thought was best. Explain how God had something different (better) in mind and how you could see this looking back even though you were unable to when you didn't know the big picture. Have the students share any similar times in their lives. How was God's way really the better way? Listen to today's Bible adventure to hear how a request that was answered in God's timing brought much greater glory to himself than answering when the request was first made would have brought.

 **How Important Is Timing? (Object Lesson).** Bring in a small microwave oven and three bags of instant popcorn. Ask the children how important timing is when cooking popcorn. Have them give their responses. Share with them the correct amount of time the popcorn should cook. Then cook one bag for a short time (15 seconds) and the other bag for a long time (30 seconds over the recommended time, just so it smells burned; please try at home first). Then cook the final bag the right amount of time. You can use the popcorn for a snack later on. (Optional: You can bring in 3 different kinds of brownies: undercooked, overcooked, and just right.)

Debrief: Timing is very important, not just for cooking, but for God. Since He is God, He can plan all the events of our lives down to the exact second for which they are to happen. Just like this popcorn, when we try to move faster or slower than God's timing, it can make things worse than if we waited for the right time.


 **What happens when a body dies? (Discussion).** Ask a doctor to come into class and explain what happens to person's body when he dies. Without being too graphic have them talk about the


decaying process. Have them explain why it would be a great miracle for Jesus to raise someone from the dead whose body has decayed for four days.

 **Death and Decomposition (*Discussion*).** Use this worksheet to help illustrate what happens to a body when it dies and starts to decompose, **JHN07.GF1**.





Book:


 **Perfume Bottle (*Object Lesson*).** Pass an old perfume bottle around, and explain how it could have been when the perfume was poured on Jesus' feet. Have the kids touch and smell the bottle and imagine what it would have been like.

 **Reenactment of the Story (*Role Play*).** Have the children dress up in Bible clothes and have them reenact the story of the raising up of Lazarus.

Presentation Ideas –

 **Lazarus Come Forth (*Illustration*).** Use this coloring page to help illustrate John 11:1-57, **JHN01.GF2**.

 **Mary Anointing Jesus (*Illustration*).** Use this coloring page to help illustrate John 12:1-11, **JHN07.GF3**.

 **The Triumphal Entry (*Illustration*).** Use this coloring page to help illustrate John 12:12-19, **JHN07.GF4**.

Bible Adventure –

"Come quickly! Hurry, your friend is sick and you have the only medicine that can help him!" Such a message would make most of us rush to the aid of our friend. Jesus received a similar message but He did not hurry to help. Was it because He did not care? Was it because He did not love His friend? Absolutely not! In John 11 and 12, we learn that Jesus delayed healing a dear friend because God had something far greater planned, something that would prove beyond a shadow of a doubt that Jesus is God, the all-powerful King.

Jesus was ministering in Perea (approx. 30 miles from Jerusalem) when He received the urgent message that His dear friend Lazarus was near death. Lazarus lived in Bethany with his two sisters, Mary and Martha. Jesus had a special friendship with them and loved them very much. Mary and Martha thought that surely Jesus would come immediately when He heard Lazarus was dying. However, Jesus delayed for two days. He told his disciples, "This sickness will not end in death. No, it is for God's glory so that God's Son may be glorified through it" (11:4). Finally, Jesus and His disciples traveled to Bethany. On His arrival, He found Lazarus had been dead for four days. Martha went to meet Him. "Lord," she lamented, "if you had been here, my brother would not have died" (11:21). Jesus assured her that Lazarus would come alive again but Martha thought He was referring to Heaven. He explained, "I am the resurrection and the life. He who believes in me will live, even though he dies; and whoever lives and believes in Me will never die. Do you believe this?" (11:25-16) Martha's response was a magnificent declaration of her faith. "Yes, Lord, I believe that You are the Christ, the Son of God who was to come into the world" (11:27). Martha then told Mary to come to Jesus. Mary also cried to Him, "Lord, if You had been here, my brother would not have died!" (11:32). Jesus was filled with tender compassion for His grieving friends. Their faces were filled with sorrow that He wept, demonstrating His great love. He asked to be taken to where Lazarus was buried and ordered the stone to be removed from the tomb. Martha objected because Lazarus had been dead for four days and there would be a terrible odor. But Jesus lifted His eyes to Heaven and prayed, "Father, I thank You that You have heard Me" (11:41). And with a loud voice, Jesus cried out, "Lazarus, come out!" (11:43) To the amazement of all that were there, Lazarus came out of his tomb still wrapped in the lined grave clothes. Jesus had raised Lazarus from the dead! This miracle proved that Jesus was Almighty God and many

Jews put their faith in Him.

Sometime later, six days before the Passover, Jesus visited Lazarus, Mary, and Martha again. They were giving a special dinner in His honor. At this dinner, Mary did a humble loving act. She took a pound of very expensive perfume worth over a year's wages and poured it on Jesus' feet and then wiped it off with her hair. Judas, one of Jesus' disciples, complained that her action was a waste of money but Jesus defended her saying she was displaying her love and devotion to her Lord. He explained she was serving the purpose of preparing His body for His future burial.

The next day, the great crowd that had come from for the Passover Feast heard that Jesus was on His way to Jerusalem. They took palm branches and went out to meet Him. This signified that the people were awaiting their Messiah who was about to come. They began shouting, "Hosanna! Blessed is the King of Israel!" (12:13) The term "hosanna" means, "find salvation now." It was a term of exuberant praise for a coming king. Jesus found a young donkey and rode on it to fulfill the Old Testament prophecy from Zechariah, "Do not be afraid, O Daughter of Zion; see your king is coming, seated on a donkey's colt but Jesus' disciples failed to understand that an Old Testament prophecy was fulfilled in their midst. They expected the Messiah to come in grandiose fashion like an earthly king, not as the humble Lamb of God. But Jesus had come to fulfill His Father's plan - to die for the sins of mankind.

Even after Jesus had done all the miraculous signs in their presence, most of the Jews continued in their unbelief. IN an act of mercy, Jesus told them on more time who He was and why He had come. "I have come into the world as light, so that no one who believes in me should stay in darkness" (12:46).

By bringing Lazarus back to life, Jesus showed the greatest of the seven signs to prove He is God. He demonstrated that he has all events of Life perfectly timed and planned out and nothing will change His plans. In this passage, we also saw the tender compassion of Jesus. He wept for His grieving friends and He even had compassion on the unbelieving Jews. He repeated a final time to them that He was sent from God to give them eternal life if they would only believe in Him. What a great loving God He is!



Look:



The 3 "P"s Revealed!! (Worksheet). Here it is, the time you have all been waiting for--revealing the 3 "P"s of John 11. Make this a big deal! Before class, using a poster board, write up a summary of the Bible Adventure relating to the PLAN, POWER, and PASSION of Jesus in His response to Lazarus's death. Cover the poster board with a sheet, and after much fan-fare, remove the sheet revealing the 3 "P"s. Use **JHN07.GF5** to review the passage and discuss the 3 "P"s of John 11. Hopefully this will help the students remember the key points and applications to this week's lesson. Try asking them next week if they can remember the 3 "P"s of John 11 and see if your efforts were worthwhile.



The Tears of Christ (Craft Page/Activity). Using the tear drop shape on **JHN07.GF6**, trace and cut out several shapes to paste on another sheet of construction paper. Use this craft to discuss either things that make Jesus sad (for the younger students), or other situations in the Bible where we see the human compassion of Christ. Write your different thoughts or examples inside the tear drops. As an aid to the teacher's prep for this activity, several examples have been listed as starting points on the bottom of the **JHN07.GF6**. Cut out the title label and paste it at the top of the completed craft sheet.



Old Testament Prophecies Which Were Fulfilled By Christ (Worksheet). Many of the Old Testament Prophecies pointed to the coming Messiah. All of their prophecies about the Messiah were fulfilled with Jesus Christ. In this worksheet there will be verses to look up and match them up with the right prophecy, **JHN07.GF7**, answers are found on **Pg. 2**.

- “If Only...” (Discussion).** Have the children finish the sentence, “If only...” Ask them, “Why do you think we get sad when we look back to events that have happened in our lives? Have you ever wondered to yourself, ‘If only I would have...?’” Job was a man who faced incredible trials in his lifetime. His friends told him, “If only you had done this and that Job!”

- The Power of Jesus’ Words (Worksheet).** Use this worksheet **JHN07.GF8** to see the absolute power of God in His very words. Relate these verses back to today’s Bible lesson to show how powerful Jesus truly was and is as He raised Lazarus with His words!

- The Humanity of Christ (Discussion).** Many people think that because Jesus was God, that He was somehow less human. Yet in today’s Bible lesson, we saw how human Jesus was: He cried over the sorrow of His friends. Have someone read Hebrews 4:15-16. This passage tells us that Jesus can understand all that we’re going through because He experienced it all Himself! Remember that Jesus’ love for us is so great, that He can understand everything that we’re going through in life.

- God’s Timing (Discussion).** In today’s bible adventure, we learned of a man (Lazarus) who was very sick and died. Lazarus’ sisters were very sad that he had died. They loved their brother very much. That is why they wanted Jesus to come quickly when Lazarus was sick. But Jesus did not come quickly. Why was that? Did Jesus not care about this man? No we know that Jesus loved Lazarus (11:5,33-36). We know that Jesus could have healed Lazarus if He wanted to; so why did this man die? It is because God had a plan. A plan that would be for His glory and the best for every one there (11:4). Jesus wanted people to see His power, that He could raise the dead. And because of this many people believed in Jesus. Wow, isn’t that great. How about your lives? There are things that have happened that are hard, it may even have been the death of someone you loved. But remember that God has a plan, He knows how to turn what seems bad into something good. Remember that even God’s Son, Jesus, died (Read Acts 2:23) by evil people, But God planned it for our salvation and good. Let’s thank God
Debrief: This topic can be hard for young minds to grasp, but is critical for all of us to understand. (Age old question - if God is good why do bad things happen?) Think ahead on how you will present this to your class, and you may need to talk with a child one on one if something has happened to them, such as a death in the family.

- Passage Review Questions (Worksheet).** This booklet contains many questions from the scripture passage covered in today’s lesson. Students may work on them in class and complete them during the week at home, **JHN07.GF9**.



Took:

- The 3P’s of John 11 Button (Craft).** Make buttons or badges using **JHN07.GF10** as a guideline for your design. Copy this on cardstock, color it, cut it out, and tape safety pins or paper clips to the back for quick and easy buttons. For more elaborate buttons or badges, use your imagination. Before a student receives his or her button, they must be able to tell what the 3 “P”s of John 11 are, and how they apply to the raising of Lazarus. You would not want someone to ask one of **your students** what the 3 “P”s of John 11 are, and have them answer “I don’t know,” now would you?

- Never Say Die (Worksheet).** Use this worksheet to help the kids learn this weeks memory verse, **JHN07.GF11**.

Death and Decomposition

(Read this worksheet for a better understanding of what really happens when a body dies.)

Death is the end of life. Once the heart stops beating, the blood begins to settle in the parts of the body that are the closest to the ground. The process has now become irreversible as the skin, normally pink-colored by the oxygen-laden blood in the capillaries (minute blood vessels that connect the arteries and veins), becomes pale as the blood drains out into the larger veins. Within minutes to hours after death, the skin is discolored by livor mortis, the purple-red discoloration from blood accumulating in the lowermost blood vessels. Livor mortis is usually most pronounced (strongly marked) eight to twelve hours after death. The skin, no longer under muscular control, succumbs to gravity, forming new shapes and accentuating (showing) prominent bones still further. The body cools. At the moment of death, the muscles relax completely which is called primary flaccidity (lacking firmness, the property of a material that enables it to resume its original shape or position after being bent, stretched, or compressed, elasticity). The muscles then stiffen into a condition known as rigor mortis. All of the body's muscles are affected. Rigor begins, within two to six hours after death. Beginning with the eyelids, neck and jaw, over the next four to six hours it spreads to the other muscles, including the muscles in the internal organs, such as the heart. The onset of rigor mortis is quicker in a cold environment or in a person who has performed hard physical work just before death. The start of rigor mortis also depends on the age, sex, physical condition and muscular build of the individual. After 24 to 84 hours, the muscles relax and second laxity or flaccidity begins usually in the same order as it began. The length of time rigor mortis lasts depends on many things, particularly in the surrounding temperature. During this time, the body gradually cools, in a process called algor mortis.

In the absence of embalming the body then putrefies. The first sign of putrefaction (decompose or decay) is a greenish skin discoloration appearing at the right lower abdomen about the second or third day after death. This coloration then spreads over the abdomen, chest and upper thighs and is usually accompanied by sulphur-containing intestinal gas and a breakdown product of red blood cells. Aquamarine is the color of rotting flesh.

Bacteria in the body, especially in the colon, play an important part in digestion of food during life now contributes mightily to decomposition after death – the process of putrefaction. The smell, rather than the sight, is the most distinctive thing about a putrefying body. Under normal conditions, the intestinal bacteria in a corpse produce large amounts of fowl-smelling gas that flows into the blood vessels and tissues. It is this gas that bloats the body, turning the skin from green to purple to black, making the tongue and eyes push out. And often pushes the intestines out through the vagina and rectum. The gas also causes large amounts of foul-smelling, blood-stained fluid to ooze from the nose, mouth and other body openings. There are two chemicals produced during putrefaction, putrescine and cadaverine (diaminobutane and pentanediamine) these are isomeric hydrocarbons, amino acids and hydrazine. If a person dies from an overwhelming bacterial infection, marked changes from putrefaction can occur within as little as 9 to 12 hours after death.

By seven days after death, most of the body is discolored and giant blood-tinged putrid blisters begin to appear. The skin loosens and any pressure causes the top layer to come off in large sheets which is called skin slip. As the internal organs and the fatty tissues decay, they produce large quantities of foul-smelling gas. By the second week after death, the abdomen, scrotum (the external

sac of skin enclosing the male reproductive gland, testicles) breasts and tongue swell; the eyes bulge out. A bloody fluid seeps out the mouth and nose. After three to four weeks, the hair, nails and teeth loosen and the grossly swollen internal organs begins to rupture and eventually liquify. The internal organs decompose at different rates, with the uterus and prostate often intact after twelve months (this gives pathologists one way to determine an unidentified corpse's sex).

Besides the action of microbes, the breakdown of cells (autolysis: the destruction of tissues or cells of an organism by self-produced substances, such as enzymes) helps to destroy the body. Cells die (necrosis: the pathologic (pertaining to or caused by a disease) death of living tissue in a plant or animal) through the progressive destruction of their various parts.

1st, The cellular fluid (cytoplasm: the protoplasm outside a cell nucleus, a complex, jelly like colloidal substance conceived of as the living matter of plant and animal cells which performs the basic life functions.) And the energy-releasing mechanism (mitochondria: a microscopic body found in the cells of almost all living organisms and containing enzymes responsible for the conversion of food to usable energy) swell. Various products, including calcium, begin to coalesce (come together) in the mitochondria as other parts within the cell dissolve.

2nd, Loss of energy causes the cell to lose its connections with neighboring cells ("tissue" destruction: "a gathered together mass of form and structure of living organisms and functionally similar cells"), and further lose control over the fluid within its outer barrier, similar to an over-filled water balloon. The cell controller (nucleus: a complex, usually spherical protoplasmic body within a living cell, that contains the cell's hereditary material, and controls its metabolism, growth, and reproduction) fails and the packs of destructive acids (enzymes: proteins produced by living organisms and functioning as biochemical catalysts in living organisms) within the cell break loose. These enzymes complete the work of destroying the cell.


In a nutshell shall we say this: A feast for the guests, numberless bacteria that had, in life, dwelt in saprophytic (lived on the dead or decaying organic matter in the intestines) harmony with their host. It's their turn now. They press against the membrane barriers, breaking through the new softness, sweeping across the plains of tissue, devouring, belching gas – a gas that puffs the eyelids, cheeks, abdomens into bladders of murderous vapor. The slimmest man bloating into the condition of being of excessively fat. Your swollen belly bursts with a ripping sound, followed by a long mean hiss. Large blisters appear on the skin, enlarge and come together forcing gas from an opening and leaving brownish puddles in the slopes. You are becoming gravy. Gray sprays of fungus sprout in the resulting marinade.

It is incredible to think that a human body has a predisposition to decay to become noisome, obnoxious to the senses, and harrowing to the emotions, and that we have to be disposed of at the end of our lives. With all of this that happens to us after death you can see the absolutely fabulous

Lazarus Come Forth!




May Anointing Jesus



The Triumphal Entry



The 3 P's Revealed!



The Plan

Jesus was fulfilling God's plan by waiting until His friend Lazarus had been dead for four days until coming to the aid of His friends.

God's timing is always perfect. He has a plan for everything in our lives. Nothing happens by accident, and God is never surprised by something which happens to us.

Have you ever had something happen to you which caused you to wonder how this fit into God's plan for your life? Did He allow you to see the answer, or are you still wondering?

The Power

Jesus demonstrated His sovereign power by raising Lazarus from the dead.

How has God demonstrated His power in your life?

The Passion

Jesus demonstrated His passion by showing human compassion for His friends, and weeping when He saw the sorrow in their faces.

How can we show this same compassion for others?

The Tears of Christ


When Jesus saw her weeping, and the Jews who had come along with her also weeping, He was deeply moved in spirit and troubled. "Where have you laid him?" He asked. "Come and see, Lord," they

Instructions:

Even though Christ was God, He experienced human sorrow many times in the Bible. Because He experienced sorrow, pain and suffering while He was on earth, He knows our hurts, and cares deeply about every sorrow and pain which affect His children.

Cut out the large tear shapes and distribute these, one to each student. Instruct them to trace these tears on different colored pieces of construction paper. Cut these multi-colored tears out and paste them down on another piece of construction paper. This craft page can then be either used by the older students to look up and write down as many instances in the Bible where Christ shows compassion for others. Or for the younger students, simply talk about ways we can have Christ-like compassion on those around us, or those things which make Jesus sad. Write down your answers, or Bible references inside the tear drops.

Some ideas have been listed at the bottom of this page to help the teachers get the students thinking.




Ideas for older students: Compassion of Christ

- * John 11: 17-44
- * John 4: 46-54
- * Luke 7: 11-15
- * Luke 8: 40-56
- * Matthew 15: 21-28

Ideas for younger students: Things that make Jesus sad.

- * Death of a Family Member
- * If someone is mean or cruel to you
- * If you hurt yourself
- * Brother or Sister is Disobedient
- * Sickness



Old Testament Prophecies

(which were fulfilled by Christ)

Many of the Old Testament Prophets pointed to the coming Messiah. All of their prophecies about the Messiah were fulfilled with Jesus Christ. Below you will find a listing of Bible verses. First read John 20: 30,31. Then look up the verses in column #1 and draw a line to the appropriate prophecy fulfillment in column #2.

Genesis 3:15

Commend His Spirit to the Father

Isaiah 7:14

Born in Bethlehem

Isaiah 7:14

Crucified between two thieves

Micah 5:2

Born of a Woman

Isaiah 11:1

Praised by little children

Isaiah 53:4

Scourged and spat upon

Zechariah 9:9

Betrayed by a friend

Isaiah 53:1

Look upon the one pierced

Psalms 41:9

He would heal many

Isaiah 50:6

Raised from the dead

Isaiah 53:12

Called a Nazarene

Zechariah 12:10

A messenger will prepare the way

Psalms 31:5

Triumphal Entry into Jerusalem

Psalms 16:10

Kings will offer Him gifts

Psalms 72:10

30 pieces of silver

Psalms 8:2

Called Immanuel

Zechariah 11:12-13

He would speak in parables

Malachi 3:1

Miracles not believed

Isaiah 6:9-10

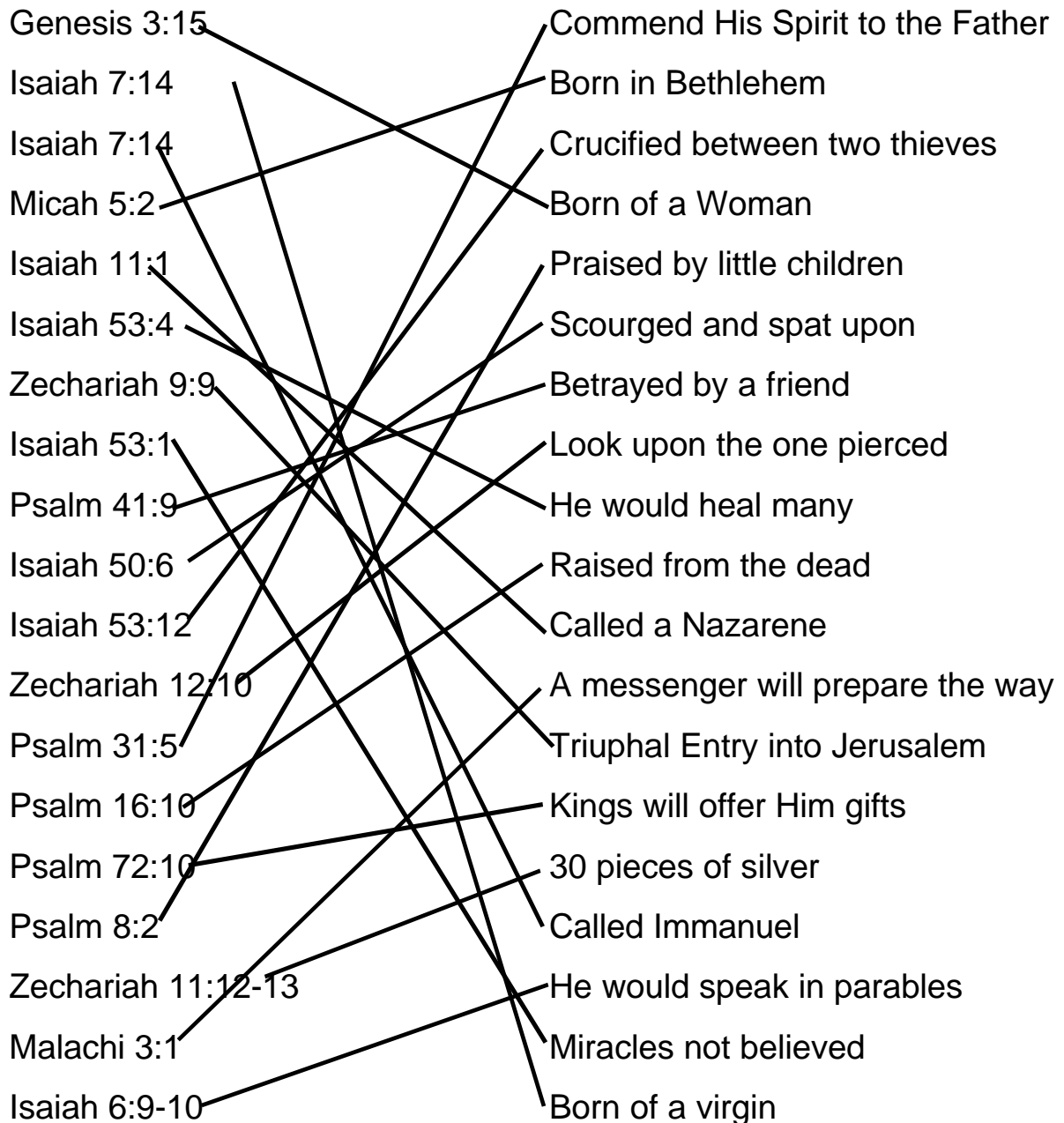
Born of a Virgin

When you have finished, read 1 John 5:13.

Do you Believe?

Old Testament Prophecies

(Answer's Key)



The Power of Jesus' Words

Directions: Look up the verse on the left-hand column with the correct answer on the right-hand column. Then write a summary statement on the power of Jesus' words at the bottom.

- | | |
|------------------------------------|-----------------------------------|
| 1. Genesis 1:3 and Colossians 1:16 | a. Healed a child instantly |
| 2. Matthew 9:2 | b. Claimed to be God |
| 3. John 4:50 | c. Raised Lazarus from the dead |
| 4. Matthew 4:10 | d. Created the World |
| 5. John 11:43 | e. Healed and forgave sins |
| 6. Mark 4:29 | f. Fought off Satan's temptations |
| 7. John 8:58 | g. Calmed the Sea |

Write a summary statement on Jesus' power:

32. What did the Pharisees say to one another? 12:19
33. What came from heaven, and what was said? 12:28
34. How did the crowd react to what happened? 12:29
35. The voice was for whose benefit? 12:30
36. What else did Jesus say was going to happen? 12:31-32
37. Who was the light for the world? 12:35
38. Who were the people to put their trust in? 12:36
39. What did Jesus do after he finished speaking? 12:36b
40. What did Jesus cry out to these Jews in 12:44-50?

Passage Review Questions




John Chapter 11-12

1. Who was sick, and where was he from? 11:1a
2. Who were his sisters? 11:1b
3. What did Jesus say in 11:4?
4. Who was going to be glorified through Lazarus' sickness? 11:4b
5. To whom did Jesus love? 11:5
6. How much longer did Jesus stay where he was before going back? 11:6
7. How many days had Lazarus been in the tomb? 11:17
8. How many miles was Bethany from Jerusalem? 11:18
9. Who is the resurrection and the life? 11:25a


10. He who believes in Jesus will _____ even though he _____; and whoever _____ and believes in Jesus will never _____. 11:25b-26a
11. Was Jesus moved when he saw Mary weeping, what was he also? 11:33
12. What did Jesus command to be done? 11:39a
13. What caused Martha to protest about Jesus' command? 11:39b
14. What did Jesus call out? 11:43
15. What happened? 11:44a
16. What did Lazarus look like? 11:44b
17. What did Jesus command to be done for Lazarus? 11:44c
18. How many days before the Passover did Jesus arrive at Bethany? 12:1
19. Who lived at Bethany? 12:1b

20. What was given in Jesus' honor and who served it? 12:2
21. What did Mary do to Jesus? 13:3
22. What was the house filled with? 12:3b
23. Who was angry and objected about her doing it? 12:4
24. How did he think that the perfume should have been used and why? 12:5-6
25. What did Jesus tell Judas to do? 12:7a
26. How did Jesus explain why she was doing this? 12:7b-8
27. Who found out where Jesus was and went to see him? 12:9
28. When the crowd the next day learned that Jesus was on his way to Jerusalem what did they do, to greet him? 12:13
29. What was Jesus riding? 12:14
30. What, prophecy had been written about this moment? 12:15
31. Did Jesus' disciples at first understand all of this? 12:16

The 3P's of John 11 Button/Badge Craft



Never Say Die Puzzle Key



```

S I A M T H Y E R E S S U R R
P L E C T I O L N A E N D T H
I A E S O N L S O V I D F E H
R Y E F W H H O E H B O E L I
I S E A S E V I E S I W N M E
T W I T P H L G N L L N L I V
E E V H E E E A O N T H O U G
H H E E B E T E D O I E S + +
+ R + R + A + + P + D + + + +
D + + + S + + + + S + + + +
+ + + + + + + + + + I + + + +
P I H S W O L L E F N + + + +
+ N O I T A T P M E T + + + +
+ + + + + + + + + + + + + +
+ + + + + + + + + + + + + +
    
```

(Over,Down,Direction)

BELIEVES(5,8,NE)

DOWN(12,3,S)

FATHER(4,4,S)

FELLOWSHIP(10,12,W)

GOOD(8,6,SE)

HOLY(10,4,NW)

LAYS(2,2,S)

SATAN(5,10,NE)

SHEEP(5,5,SE)

SHEPHERD(8,3,SW)

SIN(11,10,S)

SON(4,3,E)

SPIRIT(1,1,S)

TEMPTATION(11,13,W)

I am the resurrection and the life. He who believes in me will live,
even though he dies John 11:25

