

Materials I Need:

Legend:



= Option 1, Appropriate for 1st – 2nd Grade

= Option 2, Appropriate for 3rd – 6th Grade

Memory Work:

“In the beginning was the Word, and the Word was with God, and the Word was God.”
(NIV) John 1:1

Aim Questions:

1. Who is the "Word?"
2. Why does John call Him the Word?
3. What is John's main purpose in writing his gospel?
4. What proofs does John give to support his opening argument?
5. What choice does each person have to make regarding Jesus?



Hook:



Eyewitness Testimony (Activity). Before class, write down a description of an event you witnessed. Give detailed descriptions of everything that occurred during this event. Read this to the students in your small group and encourage them to spend a few minutes writing or thinking about something that they witnessed. Examples might be something like attending a recent baseball game, a wedding, a birthday party, or even a special assembly or field trip at school. Take turns sharing what each of them wrote, or allow them to tell the others. Save time for questions from the group. Point out how being an “eyewitness” of an event puts you in a much better position to tell others, give details, and answer questions, than the others who were not present at the event. This morning we will begin our study of the Gospel of John. He was there actually with Jesus! God directed him to write about what he saw and learned while he was with Christ. We have it right here in our Bibles! We too can read it and learn the truth about Christ from someone who was actually there.




Eyewitness Account Is Important (Activity). Invite a police officer to visit your classroom. Ask him/her to talk about how to be a good eyewitness. Why is an eyewitness so important to helping the police with the information? Because the witness was there! The Apostle John was with Jesus for the three years during His earthly ministry. He was an actual eyewitness to the events that occurred and the miracles He performed. How fortunate we are to be able to read about all of these things in the book that John wrote in the Bible.



Through Him All Things Were Made (Nature Walk). “Without Him nothing was made that has been made” (John 1:3). Take a short walk outside noting all the beauty of God’s creation around us. If you want, you could review briefly the creation of the earth found in Genesis 1:1-2:2. Christ was there in the beginning. He created it all. This morning as we start the book of John we will learn about the deity of Christ. Jesus had always existed from the beginning. He was and always has


been God. And being God Himself, Jesus created the world with the Father.


 **The “Word” (Discussion).** Why didn’t John just say Jesus? Read John 1:1. John uses the word “word” to describe Jesus instead of His name. The term “word” is used here because it carries a big set of ideas. The word “logos” (have students repeat it) means many things. Let’s unpack this box to learn more about who Jesus was and what he wants to know. Put the objects in the box and pull them out as you explain the message. The word logos is more than the letters of words and the sounds they make. It is the meaning of the words.


Logos Meanings	Jesus Shows us
Message given to someone	What God wants
Shows the person who uses the Word	Who God is
Shows the mind of the speaker	What God thinks


This "Word" is Jesus and is special because:

- He has always been.
- He is God.
- He created all things.
- He explains God the Father.
- His words create real things not just ideas.

 **Where in the World Did That Come From (Activity).** Have children say words of things and see if they can make them appear. Tell them then that only God can do that. Read Genesis 1:1 and John 1:1-3. One of the ways we know that Jesus is God is that He made all things. Using the flannel graph put Jesus up on the board and have the children put the various aspects along side Him. Explain that our words can create ideas but Jesus’ words create real things.

 **Who Are You? (Worksheet).** Have each child fill out worksheet **JHN01.GF1**. Discuss how each of us has many "names". These names tell something about us. Who we are, what we do, etc. Although we have been created like no one else, others have been called the same "names" we have because others have had these same abilities and life circumstances. Jesus has many different names as well. Unlike us, however, many of the names of Jesus are unique to Him. No one else has these same abilities or life circumstances. He is the only one who can truthfully be called the Christ, Lamb of God, etc.


 **Solve This Riddle (Worksheet).** Give each child **JHN01.GF2** and have them solve the riddle. Give the children a few minutes to figure out and then ask for their answers. Share the answer and discuss different names for the same person as above. Answer is: 3.


 **Replay (Activity).** Divide the children into teams. Have five hats representing different occupations for each team. Put masking tape on the floor to mark the start line and turn around point. Have the child at the head of each line run to the turn-around point and put on two hats at once then run back to their team without dropping their hats (and without holding on to them). They give those two hats to the next child in line who puts them on and exchanges them for two different hats than those he wore down to turn-around point. Continue until each child has had a turn. Discuss what we mean when we say, "He wears many different hats." Today we'll hear about some of the names for Jesus (Hats Jesus wears).





Book:

Presentation Ideas –

 **Gathering of the First Disciples (Role Play).** This portion of today’s Scripture reads much like a play. You could act this out as you read the Bible verses, present it totally as a skit, or tell the Bible Adventure and ask the students to act it out during the LOOK time.

 **John the Baptist Role Play (Role Play).** Dress up as John the Baptist (for a description of his appearance, see Matthew 3:4). You may even want to have some “locusts and honey” for effect. Give eyewitness testimony of Jesus’ deity and how John first didn’t know who He was until Jesus’ baptism. Read through John 1:6-8; 19-42 and share the people and events that unfolded right before John the Baptist’s eyes.

 **Courtroom Drama (Role Play).**  Use the teaching time as an interactive courtroom. The case at hand is whether or not Jesus Christ is God. Based on John 1, the defense attorneys defend Jesus’ deity. The prosecution attorneys are trying to disprove Jesus’ deity. Use the children to be the eyewitnesses mentioned in this chapter. Have several teachers be “false witnesses” who tell lies about Jesus. In the end, leave the verdict up in the air and ask the children to discuss with their teachers who they think Jesus Christ is and why.

Bible Adventure –

All of us have seen, either on television or in real life, a trial being carried out in a courtroom. There is a jury trying to make a decision about someone’s guilt or innocence after hearing all the evidence presented by both sides. Usually, many hours and many dollars are spent by the end of the trial, and the outcome is very important to everyone involved.

There is another decision every human being must make in the course of their lifetime that is thousands of times more important than any other we must make. You have to decide who Jesus Christ is and what that means to you. This is the ultimate question God will ask of every person, and your answer will mean the difference between having eternal life with God, or being separated from Him forever.

The Apostle John knew very well the importance of this decision. John walked side by side with Jesus, heard His words, saw God revealed in Him, and it radically changed his life. John loved Jesus very much, and God led him to write down what he had seen and heard about Jesus. John was presenting evidence, just like in a courtroom, so that his readers would know who Jesus Christ is. He wanted them to know not only with their minds, but with their hearts, too. He wanted them to receive the eternal life Jesus offers as the holy Son of God.

John doesn’t waste any time in presenting his evidence. He tells his readers that Jesus has always existed, from the very beginning of time. He begins his gospel by saying, “In the beginning was the Word, and the Word was with God, and the Word was God.” What an amazing statement! Not only has Jesus Christ always existed, but John tells us that Jesus *is* God! Through the rest of the first chapter he gives evidence to support this statement.

John calls Jesus “the Word.” This had a special meaning to John’s readers. To the Jews, it meant that Jesus was responsible for creation (“By the Word of the Lord were the heavens made.” Psalm 33:6). It also meant Jesus was God’s message to His people, and the fulfillment of God’s law (Psalm 119). To the Gentiles who read John’s letter, “the Word” meant the actual mind of God. John is making it clear that Jesus Christ is the exact image of who God is. The Word of the Lord shows us God’s will, His power, and His wisdom. That’s exactly what Jesus Christ does, too. He is the living Word.

There were many eyewitnesses of Jesus’ ministry on earth. In his gospel, John the apostle tells about one of them--another John that we know of as John the Baptist. John the Baptist was sent by God to this earth to tell people of the soon arrival of His Son. He was to give witness about Jesus so that all men might come to believe. John the Baptist knew that his job was not to glorify himself but to glorify God. He did so by pointing people to Jesus. He did this at three different times in the first chapter of the Gospel of John.

The first group to which he testified about Christ was the religious leaders of Israel. When they asked John who he was, he told them that he was one sent by God to prepare the way for the Lord.

The second group John testified to was the crowds of people who followed him. As Jesus came toward him one day, he shouted, “Look, the Lamb of God, who takes away the sin of the world!” John was saying that Jesus came to be sacrificed for the sins of His people. He would be the perfect Lamb that

would satisfy God's requirement of payment for sin forever. John the Baptist told the crowds that he believed Jesus Christ was God. He told them that Jesus had always existed. He said to them, "I have seen and testified that this is the Son of God."

The third group John the Baptist testified to was his own disciples. The days after he had testified to the crowds, he was standing with two of his disciples when he saw Jesus coming toward them. Again, John said, "Look, the Lamb of God." That was all John's disciples needed. They immediately began to follow Jesus staying with Him all day. One of the two disciples was Andrew, the brother of Simon Peter. He went and brought his brother to Jesus. The next day Jesus met Philip and said to him, "Follow me." Philip went to find his friend Nathaniel. With great excitement he said, "We have found Him of whom Moses in the law, and also the prophets, wrote--Jesus of Nazareth..." Nathanael had his doubts, hearing that Jesus came from Nazareth. This was a place hated by Galileans like Nathanael. But Philip had a great answer—"Come and see." That's all Nathanael needed to do. He met Jesus and knew He was the Son of God and the King of Israel!

If you're a Christian and really living for Christ, others around you are going to notice. Your faith may be challenged, or you may receive honest questions from people who really want to know what it's all about. Your response can be like Philip's—"Come and see." You could be the tool God uses to bring someone face-to-face with Jesus Christ. Have you examined all the evidence? If not, you must do this. Remember, every person on the face of this earth must make a decision about Jesus Christ. They must decide who He is, and they must receive them as their Lord and Savior, or reject Him and face the consequences of that decision. You can present the evidence to them straight from God's Word. You can read with them the first chapter of the Gospel of John and know that they have come face-to-face with who Jesus is.



Look:



Are You a Good Witness? (Activity). Would you be a good witness? These are questions that will be asked of the students following an incident that you set up.

Set Up: A volunteer would enter the classroom at a designated time to be determined by the teacher. It is very important that the volunteer dress accordingly.

Wear a specific brand of tennis shoes. Wear black shoe laces in their tennis shoes. Use a piece of rope for a belt. Wear a baseball hat with a logo. Wear pants that are an odd color. Wear a T-Shirt with a logo of some kind. Be wearing a watch on their right wrist. Be wearing a Band-Aid on their right thumb. Wear a shirt with a breast pocket (a pocket protector would be great). Have two pens and one pencil in the breast pocket. Apply a small fake tatoo (with felt pens) to the left forearm. Have a beanie baby in your back pocket. You can add or subtract items and determine your own set of questions if you choose.

At the predetermined time they would burst into the room and say to the teacher "**In the beginning was the Word , and the words were with God, and God was the Word. John1:1**" As you can see the statement is incorrect but it is important that the volunteer say this statement clearly so that all the students can hear, say nothing else then quickly leave the room.

The teacher then passes out the following **JHN01.GF3** to the students. Or you could ask the questions of the class and write them on the white-board/ or butcher paper posted on the wall. Then discuss how being a witness and paying attention is difficult. At the completion have the volunteer enter the room and see how many attributes each students saw.



Jesus is God (Worksheet/Activity). Make this simple worksheet fun by making a game out of it. Have pairs of students put a bible on one side of the room and themselves at tables on the other. Have one child be the writer and the other be the runner-reader. Have both of them read the question together. The runner-reader will run to the bible on the other side of the room and find the passage and phrase that answers the question. They come back and say the phrase to the writer and the writer fills in the blank. Depending on the age, decide how closely you want written phrases to match the ones in the bible, **JHN01.GF4**.

- Who Do You Say Jesus Is? (Discussion).** Ask the children who they believe Jesus Christ is. Was He only a good man? Or was He a liar and a lunatic? Or was He actually the very Son of God? Review the chapter with them and ask them to give biblical support for what they believe and why.
 - What's In A Name? (Worksheet).** Look up each verse indicated on worksheet **1JHN01.GF5**. Read the verse and then fill in the appropriate name for Christ found in each verse. Some verses have more than one name. Many of the names for Christ are used more than once in the Book of John. Look in other books of the Bible to see if you can find additional names for Christ for extra credit. Answers are found on **JHN01.GF5 Pg.2**.
 - What's In A Name? (Option 2 Worksheet).** Look up the verse indicated in the Book of John. Read the verse and then draw a line and connect the appropriate verse with the name of Christ, **JHN01.GF6**. Answers are found on **JHN01.GF6 Pg.2**.
 - Passage Review Questions (Worksheet).** This booklet contains many questions from the Scripture passage covered in today's lesson. Students may work on them in class and complete them during the week at home, **JHN01.GF7**.
-



Took:

- Missionary Time (Object Lesson).** The book of John was written so that people would believe in Jesus as their savior. Have a missionary come into class and tell children how they are telling people to believe in Jesus. If there are no missionaries available use a world map and the missionary sheets from the missions table and talk about a couple of missionaries.
- Relay Craft (Craft).** If you did the Relay in the Hook time, have the children make a hat out of butcher paper and decorate it with crayons and stickers. Have them write some of their "names" on it (Christian, Daughter, Follower of Christ, Debbie, etc.).
- True Belief Worksheet (Worksheet).** Use this worksheet to help the children understand what the difference is between true belief and false belief, **JHN01.GF8**.
- Who Am I? (Doors Craft).** This look-in-the-door craft is a learning tool that can be used during the Look or Took time. After the presentation of this craft it may be used during subsequent weeks during Hook time as a review.

Copy **JHN01.GF9 Pg.1-3** onto cardstock. Cut out three sides of the doors on **Pg. 1**. Color pictures on **JHN01.GF9 Pg.2**. Cut along the lines at the top, bottom and middle of each picture, leaving the sides alone. (A razor or exacto-knife works best). Attach **Pg.1-3** (in order) with staples at top, bottom, and sides of the page, so as not to hinder door movement.

Talk about the verses in the book of John. When the first door is opened there is a picture that would be a discussion point. To fully understand what the picture is, open the second door to reveal the verse. Great tool for the students to use word association to help them understand scripture. Also can be taken home as a discussion point for the students' family members.

- Who Am I? (Larger Doors Craft).** Larger individual sheets of the doors graphic can be made from **JHN01.GF10-16**. These can be used in a similar format. Either in a flip-chart form or individual doors like the smaller craft.

For Individual doors form: Copy **JHN01.GF10-16** onto cardstock, on each of the **Pg.2**, you will

need to cut down the center of the picture and along the top and bottom, such as you would for an advent calendar.

These would need to be prepared prior to class. Post the doors on the wall during the book presentation. Have the students come up and open the doors to reveal the picture. Discuss the picture and what it means. Flip the page up or open the final flap to reveal the verse.

Who Are You?

Full Name: _____

Circle each of these general names below that applies to you:

Son, Daughter, Older Brother, Younger Brother, Older Sister, Younger Sister, Sibling, Only Child, Twin, Cousin, Niece, Nephew, Grandchild, Friend, Neighbor, Student, Child, Boy, Girl

Now write down four or five other names that also tell something about who you are but that describes you even more (i.e., Pianist, Dancer, Poet, Reader, etc.)

*** Just as we have many different “names” that tell something about who we are, Jesus does also. ***

Who Are You?

Full Name: _____

Circle each of these general names below that applies to you:

Son, Daughter, Older Brother, Younger Brother, Older Sister, Younger Sister, Sibling, Only Child, Twin, Cousin, Niece, Nephew, Grandchild, Friend, Neighbor, Student, Child, Boy, Girl

Now write down four or five other names that also tell something about who you are but that describes you even more (i.e., Pianist, Dancer, Poet, Reader, etc.)

*** Just as we have many different “names” that tell something about who we are, Jesus does also. ***

Solve This Riddle:

The people listed below are going on a fishing trip.

A banker, a widower, a trumpet player, a husband, a brother, a student, two fathers, a pianist, a grandfather, a soccer player, a teenager, a scientist, and three sons.

What is the fewest number of people possible going on the fishing trip? Give your reasoning for arriving at this number.

ANSWER: _____.

Solve This Riddle:

The people listed below are going on a fishing trip.

A banker, a widower, a trumpet player, a husband, a brother, a student, two fathers, a pianist, a grandfather, a soccer player, a teenager, a scientist, and three sons.

What is the fewest number of people possible going on the fishing trip? Give your reasoning for arriving at this number.

ANSWER: _____.

Are you a good witness?

- ◆ How tall was this person?
- ◆ Was this person a male or female?
- ◆ What color eyes did they have?
- ◆ What color hair and how long was it?
- ◆ Was their hair parted on the left, right or center?
- ◆ What color shoes was this person wearing?
- ◆ Did anyone notice the brand or style of shoes?
- ◆ Was there anything unusual about the shoes?
- ◆ What color belt were they wearing?
- ◆ What type of belt buckle was on the belt?
- ◆ Were they wearing a hat?
- ◆ If they were, what color was it?
- ◆ Was there anything interesting about the hat? (i.e., logo, words)
- ◆ What brand of pants were they wearing?
- ◆ What color were their pants?
- ◆ What type of shirt were they wearing?
- ◆ Were they wearing any jewelry?
- ◆ If they were wearing jewelry, what type? (i.e., necklace, bracelet, watch, ring)
- ◆ On what arm were they wearing their watch?
- ◆ Did they have any other characteristics that are significant to identification?
- ◆ Did they have anything in their pocket?
- ◆ Were there any other characteristics that you noticed about this person?
- ◆ What did they say when they were in the room? Did they say it correctly? If not what is the correct version?

Jesus is God

Many people today attack the belief that Jesus is God. Even though the idea of the trinity is hard to understand, it is clearly taught in the Bible. The clearest place that teaches Jesus as being God is in John 1: 1-4. Below is a list of some of the attributes of God that only God can have. Write the phrase and reference that shows that Jesus (the Word) has this attribute.

Eternal

Creator of all things

Source of Life

God

Part 2

Now find the phrases that show Jesus is distinct from God and write them down. _____

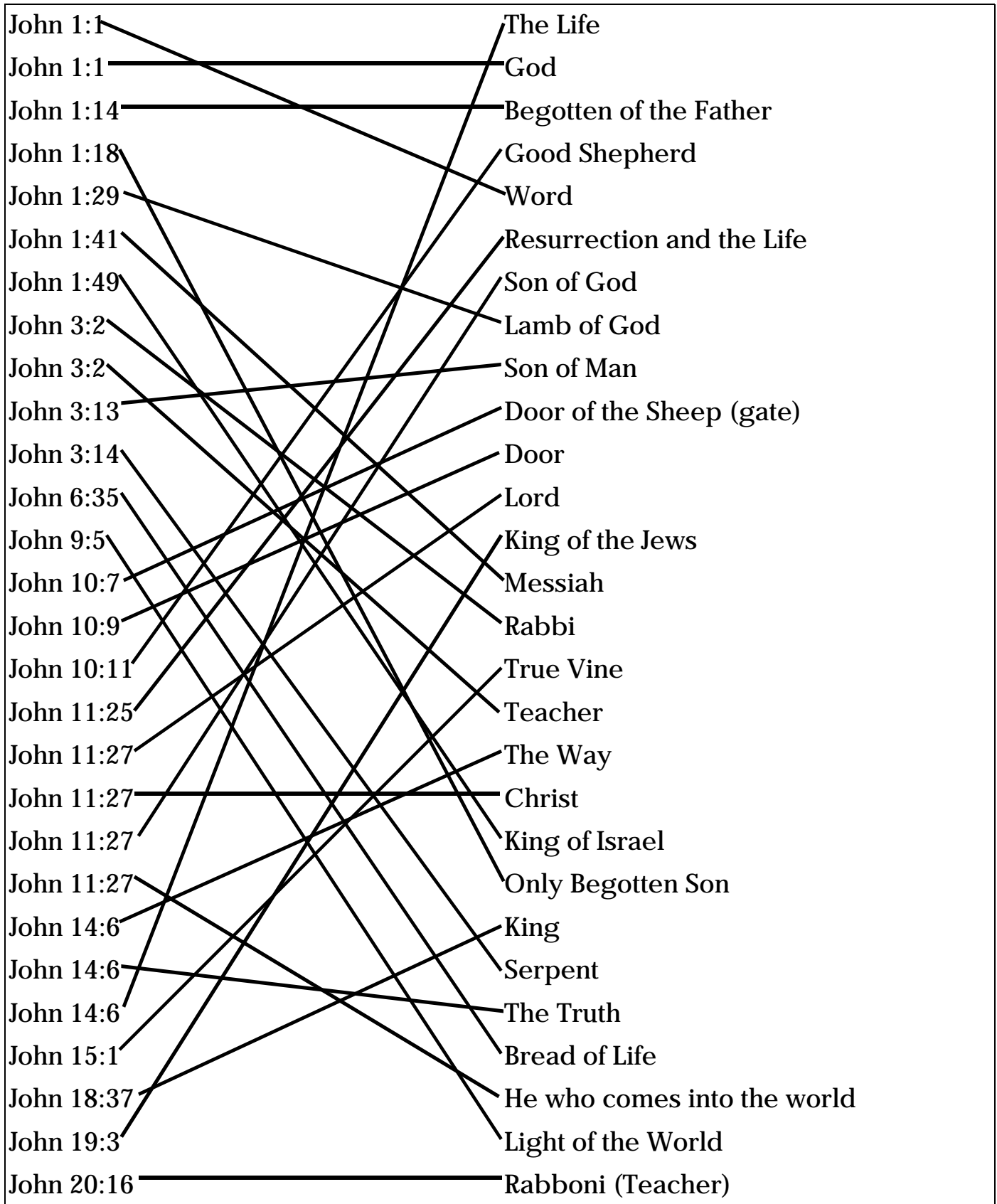
What's In A Name?

Look up each verse indicated in the Book of John. Read the verses and then draw a line and connect the appropriate verse with the name of Christ.

John 1:1	The Life
John 1:1	God
John 1:14	Begotten of the Father
John 1:18	Good Shepherd
John 1:29	Word
John 1:41	Resurrection and the Life
John 1:49	Son of God
John 3:2	Lamb of God
John 3:2	Son of Man
John 3:13	Door of the Sheep (gate)
John 3:14	Door
John 6:35	Lord
John 9:5	King of the Jews
John 10:7	Messiah
John 10:9	Rabbi
John 10:11	True Vine
John 11:25	Teacher
John 11:27	The Way
John 11:27	Christ
John 11:27	King of Israel
John 11:27	Only Begotten Son
John 14:6	King
John 14:6	Serpent
John 14:6	The Truth
John 15:1	Bread of Life
John 18:37	He who comes into the world
John 19:3	Light of the World
John 20:16	Rabboni (Teacher)

What's In A Name? (ANSWER KEY)

Look up each verse indicated in the Book of John. Read the verses and then draw a line and connect the appropriate verse with the name of Christ.



What's in A Name?

Read the verse and then fill in the appropriate name for Christ found in the verse. Some verses have more than one name. Many of the names for Christ are used more than once in the Book of John. Look in the other books of the Bible to see if you can find additional names for Christ for extra credit!

John 1:1	
John 1:1	
John 1:14	
John 1:18	
John 1:29	
John 1:41	
John 1:49	
John 3:2	
John 3:2	
John 3:13	
John 3:14	
John 6:35	
John 9:5	
John 10:7	
John 10:9	
John 10:11	
John 11:25	
John 11:27	
John 11:27	
John 11:27	
John 11:27	
John 14:6	
John 14:6	
John 14:6	
John 15:1	
John 18:37	
John 19:3	
John 20:16	

What's in a Name? (Answer Key)

John 1:1	Word
John 1:1	God
John 1:14	Begotten of the Father
John 1:18	Only Begotten Son
John 1:29	Lamb of God
John 1:41	Messiah
John 1:49	King of Israel
John 3:2	Rabbi
John 3:2	Teacher
John 3:13	Son of Man
John 3:14	Serpent
John 6:35	Bread of Life
John 9:5	Light of the World
John 10:7	Door of the Sheep (Gate)
John 10:9	Door
John 10:11	Good Shepherd
John 11:25	Resurrection and the Life
John 11:27	Lord
John 11:27	Christ
John 11:27	Son of God
John 11:27	He who comes into the world
John 14:6	The Way
John 14:6	The Truth
John 14:6	The Life
John 15:1	True Vine
John 18:37	King
John 19:3	King of the Jews
John 20:16	Rabboni (Teacher)

32. What did John say when he saw Jesus passing by? 1:36
33. What did the two disciples who were with John then do? 1:37
34. When Jesus asked them what they wanted, what was their answer? 1:38
35. It was about the 10th hour. What do you think this means? (hint: remember the hours in a day.) 1:39
36. What was the name of the first disciple? 1:40
37. Whom did he then go and find? 1:41
38. What was the name Jesus gave him? 1:42
39. Where did Jesus decide to go on the next day? 1:43
40. Where were Philip, Andrew and Peter from? 1:44
41. Who found Nathanael? 1:45
42. What did Nathanael ask? 1:46
43. What did Jesus say of Nathanael? 1:47

Passage Review Questions

John Chapter One

1. In the beginning was what? 1:1a
2. The Word was with whom, and was whom? 1:16
3. He was with whom in the beginning? 1:2
4. Through whom were all things made? 1:3a
5. Without whom was nothing made that has been made? 1:3b
6. In whom was life? 1:4a
7. And the life was what? 1:4b
8. What does the light do? 1:5
9. Who was sent from God and what was his name? 1:6
10. What did He come as to testify concerning that light and why? 1:7
11. John himself was not what, but only came as a witness to it? 1:8

12. What does this true light do? 1:9
13. Who was in the world? Though the world was made through Him, did the world recognize Him? 1:10
14. When He came to that which was His own, what did they not do? 1:11
15. What rights did He give to all who received Him and believed in His name? 1:12
16. This new birth of these children was not of natural descent, nor of human decision or of a husband's will but of the supernatural work of whom? 1:13
17. The Word (God) became flesh _____ and lived among us. We have seen whose glory, who came from the Father (God) full of what? 1:14
18. Who testifies concerning Christ, and what does John cry out? 1:14
19. We have all received what from the fullness of God's grace? 1:16
20. Through whom was the law given? 1:17a

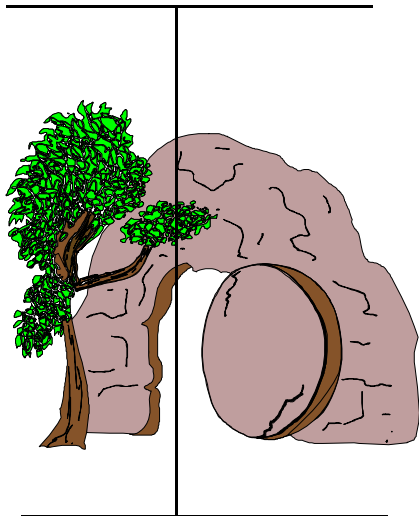


21. Grace and truth came through whom? 1:17b
22. Has anyone ever seen God? 1:18a
23. Who has seen God? 1:18b
24. When John the Baptist was asked by priests and Levites who he was what did John confess freely? 1:19-20
25. What did John answer when asked if he was Elijah? 1:21a
26. And the Prophet? 1:21b
27. What did John answer when the priests and Levites demanded an answer to take back to the people who sent them? 1:23
28. What did the Pharisees then ask of John and what was John's reply? 1:25-27
29. Where did all this happen? 1:28
30. In the next day when John saw Jesus coming towards him, what did John say? 1:29-31
31. What was John's testimony of Jesus? 1:32-34

TRUE BELIEF VS. FALSE BELIEF

(INSTRUCTIONS: LOOK UP THE FOLLOWING VERSES TO FIND THE DIFFERENCE BETWEEN TRUE BELIEF AND FALSE BELIEF. WRITE DOWN WHAT THE VERSE SAYS ABOUT EITHER TRUE OR FALSE BELIEF IN THE COLUMNS NEXT TO THE VERSE.)

TRUE BELIEF	VERSE	FALSE BELIEF
	John 3:16	
	John 4:48	
	John 14:15	
	John 2:17	
	1 John 2:4-6	





“I AM
the Bread of
Life”
John 6:35

“I AM
the Light of
the World”
John 8:12

“I AM
the Way, the
Truth and the
Life”
John 14:6

“I AM
the True Vine”
John 15:1

“I AM
the Door”
John 10:7

“I AM
the
Resurrection
and the Life
John 11:25

“I AM
the Good
Shepherd”
John 10:11

John 6:35



**“I Am
the Bread of Life”
John 6:35**

John 8:12



**“I AM
the Light of the
World”
John 8:12**

John 10:7,9




**“I Am
the Door”
John 10:7,9**

John 10:11,14



**“I AM
the Good
Shepherd”
John 10:11,14**

John 11:25



**“I AM
the Resurrection
and the Life
John 11:25**

John 14:16



**“I AM
the Way, the
Truth, and the
Life”**

John 14:16

John 15:1





**“I AM
the True Vine”
John 15:1**