

Materials I Need:

Legend:

-  = Option 1, Appropriate for 1st – 2nd Grade
 = Option 2, Appropriate for 3rd – 6th Grade

Memory Work:

“My ears had heard of You but now my eyes have seen You.” Job 42:5

Aim Questions:

1. In a sentence, what was God's answer to Job's questions as to why he suffered so intensely?
2. What illustration did God use to prove His point to Job that He is in total control of everything in the universe?
3. Will Christians always have a reason for why they suffer?
4. What truths about God can the believer take comfort in during a time of great suffering?
5. Is God alone sufficient to meet every need of our heart?

 **Hook:**

- Take a Hike (Activity).** Take the children on a walk outside. Observe the awesome design of God's creation present all around us. Stop and look closely at specific things, pointing out features of each, which have been wonderfully created by God. Collect several items, and bring them back to class for further study.
- Take a Closer Look (Activity).** Either with the items collected on your walk outside or brought from home, give the students an opportunity to look closer at each object with both a magnifying glass and a microscope, if available. Look through library books (prior preparation required by the teachers) at all kinds of things which God has created. These could be pictures of animals, plants, insects, stars, etc. Discuss the complexity of designs for each. Only God could have created and is in control of all of these things. They are far too complex to have been designed by man.
- Look at the Stars (Sharing Time/Discussion).** Bring in books, posters, diagrams or information on the stars, constellations or solar system. You may find out that many of your students are in the middle of studying this at school. Utilize some of the resources available at the church library on this subject. Point out to the students the complexity and perfection of God's design of the universe. God, in His infinite wisdom is the only One who could create something so perfect. Man's knowledge of science is dwarfed by the magnitude of God's eternally planned and executed design for all things.
- Constellations (Demonstration).** Glue 1JOB03.GF1 to the bottom of a shoe-box. Punch pencil-sized holes where stars are indicated. The constellations shown are Orion, the hunter, and the Great Bear. Check the batteries in your flashlight! Make your classroom as dark as possible. Hold the box upside down and position your flashlight below each of the constellations (about 4") and "shine" them onto the ceiling. The distance between the box and the ceiling could be only a few feet. Discuss the number of stars that God has created and how they are all unique and different.



The Greatest Minds of All Time (Sharing Time/Discussion). Bring library books, and share information and photographs of famous inventors, scientists, mathematicians and leaders. Talk about their abilities and accomplishments. Of course, their accomplishments would not have materialized without the sovereign hand of God allowing these men these abilities. Man's wisdom is nothing without reliance upon God. The creation can not out-think the creator.



Clay Under a Seal (Activity). We have talked a lot lately about God's sovereignty. Just how much control does God have over the earth? Today God will tell us in many unforgettable ways. In Job 38:14 He says, "The earth takes shape like clay under a seal." In those days, kings and officials would verify (or "sign") a document by using a seal. This was usually made with a ring that stamped a special image into a small amount of wax or clay that would stick to the document. This verse tells us that God can shape and make His imprint on the earth as easily as a person can do it with a little lump of clay. Give each student a small lump of clay or play-dough (roughly the size of a large marble). Let them stamp an image into it. Small plastic stamping rings are available for this at a very small price where party favors are sold. Or students could use pennies, screws, bottle caps, etc. to "stamp" an image. They could also "scribe" their initials into the flattened clay with a pencil point.



Book:

Presentation Ideas -



Job, Speechless Before God (Illustration/Overhead). Job 40:3-5, **1JOB03.GF2.**



God Blesses Job's Life (Illustration/Overhead). Job 42:12-17, **1JOB03.GF3.**

Bible Adventure -

The sad thing about arguments is that everyone always thinks they have to say the last word. So it goes on, fast and furious, unless one of those arguing really does have the last word. Have you been there? Maybe you were making assumptions, thinking thoughts about the other person that weren't true, when suddenly that person shows you your error. Your mouth snaps shut as you see the truth of their words. You have no more to say. Well, we've been listening in on Job's argument with his friends and with his God. God had been silent up to this point, but now He was going to have the final word; and what a word it was!

Let's review just a bit. Job was a man God pointed out as an example of a godly man. Then Satan came and told God that Job only loved him because God had protected him and given him many possessions. He challenged God to take away all Job had. God gave Satan permission to do that. Even after losing his property, livestock and children, Job still stayed strong in his faith. God then allowed Satan to cover Job's body with horrible sores. Job thought God meant to destroy him and wished for death. When Job's friends said God would only send suffering to punish a person's wickedness, Job must have felt lost and abandoned. He just did not understand why so many wicked people were not being punished, while he, a godly man was.. Job's friend Elihu spoke to him and warned him that he needed to humble himself before God, who was mighty beyond their understanding.

Before Job had a chance to respond to Elihu, God spoke from the midst of a storm and said, "Who is this that darkens my counsel with words without knowledge?" This meant that Job did not know God or God's purposes; so God did the very best thing of all, He showed Job what an awesome, powerful God He is.

How did He do it? First He told Job to brace himself and get ready. Job had been busy firing questions God's way; now God was going to question him. His first question must have blown Job away. "Where were you when I laid the earth's foundation?" He asked Job if he had ever commanded the sun to rise or had set the limits of the sea and walked through the depths of it. Had Job ever seen the gates of death or the storehouse where God keeps hail and snow? Had he set the stars in the sky or created all the animals and controlled them? "Let him who accuses God answer him!" God said to Job. There was only one answer Job could give. Of course he had done none of those things. To be reminded of God's absolute power over all things ended Job's argument with God. Job admitted to God his lack of

knowledge and total lack of power to control any of these things. His answer to God was, "I will say no more."

Again God spoke to Job out of the storm. He said Job had been questioning His fairness in allowing him to suffer. It was almost as if he was saying to God, "I haven't done anything to deserve this, so perhaps it's God whose actions are wrong." God asked Job if he had an arm like His or if Job could make his voice thunder from the clouds. Could he wear glory and majesty for his clothing? Could he control the lives and actions of men, or even save himself? God described two huge beasts that He had created--the behemoth and leviathan. The Bible doesn't tell us exactly what these beasts were, but God's description leaves us to believe they were huge, sometimes fearsome. God not only created these creatures but was well able to control them as well. That was enough for Job. He understood God's message to him; if he could not begin to understand the power in God's creation, how could he ever understand the reasons God has for what He does. It's interesting to note that God never said to him, "Okay, Job, this is why I allowed these difficult things into your life." No, He was saying that a God who can do all this was a God Job could trust. Job now had a brand new view of God. Listen to what he said, "My ears had heard of You, but now my eyes have seen You. Therefore I despise myself, and repent in dust and ashes." This is what God was seeking, for Job to have a right view of who God is and a right view of who man is. Job repented of his wrong ideas and thoughts, even though God had not lifted his suffering yet.

Sometime in your lifetime, it is very possible that you might go through a time of suffering. What have you learned from Job's story that will help you be able to go through it without becoming angry, depressed or blaming God? First, we learn that God is sovereign (remember, He does what He pleases whenever and wherever He pleases). We see that Job's suffering was not a result of sin in his life. It was so Job could learn that no matter what is going on in his world, God is all-knowing, all-powerful and all-wise. He can handle it, and Job could trust Him. Second, we see that as Job's suffering went on and on, he began to doubt that God has power over everything. He demanded answers from God, as if he had a right to tell God how he should be treated. He was not being humble before God. You might ask, "But wasn't God just using Job to show Satan he was wrong?" No, He wasn't. God had a plan for Job, to be an example to us both of a man's faith and of God's wisdom. The book of James tells us, "You have heard of the endurance of Job and have seen the outcome of the Lord's dealings, that the Lord is full of compassion and merciful." Did He allow Job to suffer forever? No, the book of Job tells us that God restored him to health, gave him back his wealth at double what he had before and gave him more children. Job died after living a full life.

We must guard our hearts from doubting God's sovereignty in our lives. His answer to Job was simply His awesome worth seen through His power and wisdom in all He does. That truth should be enough for every believer to rest upon in the midst of trials and sufferings. It doesn't matter what trouble may come your way. The perfect, holy, majestic character and worth of God is the source of your comfort. He is all you'll ever need.



Look:



Job Suite (Song). Singer/songwriter Michael Card sings of the awesomeness of God in this four-part song about Job. The parts to the song are as follows: Job's story, Job's lament, God's response and Job's response. Listen and discover with Job how God is not only all we could ever want, He is also all we could ever need. Tapes and lyrics to this song are available upon request.



Treasury of the Snow (Craft). Use the patterns on **1JOB03.GF4 Pg. 2** to practice making authentic 6-sided snowflakes. Fold squares in half and in half again. Then fold in thirds. The lines will help you. Trim uneven edges at an angle. Cut little details. Now unfold. After practicing, make several small delicate snowflakes from **squares of single-ply toilet paper**. Glue them to **1JOB03.GF4 Pg. 1** wherever you wish. Snowflakes stand out better if **1JOB03.GF4 Pg. 1** is copied onto colored paper.

Picture God's Questions (Worksheet). Cut out the pictures on **1JOB03.GF5 Pg. 2**. Place them correctly to illustrate these humbling questions that God had for Job on **1JOB03.GF5 Pg. 1**.

The Story of Job (Craft/Booklet). Have students finish their storybooks today. Color and glue illustrations from **1JOB03.GF6** in the correct place. Attach Job's arm with a brad where indicated so he can cover his mouth. Make this little book a part of your library, **1JOB01.GF9 Pgs. 1-12**.

Mystery Animals (Listening Exercise/Worksheet). God describes several animals to Job as illustrations of His power and sovereignty. The first three animals are familiar ones. Have students listen as you read about them. After you have read through the passage, go back over the underlined clues with your students. See if students can hear enough clues to guess what these animals are. The first one is the hardest, **1JOB03.GF7**.

Part I:

Animal #1 "The wings of the _____ flap joyfully, but they cannot compare with the pinions and feathers of the stork. She lays her eggs on the ground and lets them warm in the sand, unmindful that a foot may crush them... She treats her young harshly, as if they were not hers...for God did not endow her with wisdom or give her a share of good sense. Yet when she spreads her feathers to run, she laughs at horse and rider." Job 39:13-18

Animal #2 "Do you give the _____ his strength or clothe his neck with a flowing mane? Do you make him leap like a locust, striking terror with his proud snorting? He paws fiercely, rejoicing in his strength, and charges into the fray...In frenzied excitement he eats up the ground; he cannot stand still when the trumpet sounds. At the blast of the trumpet he snorts, 'Aha!' He catches the scent of battle from afar, the shout of commanders and the battle cry." Job 39:19-25

Animal #3 "Does the _____ soar at your command and build his nest on high? He dwells on a cliff and stays there at night; a rocky crag is his stronghold. From there he seeks out his food; His eyes detect it from afar." Job 39:27-30

Part II:

God goes into very great detail about two more animals - the Behemoth and the Leviathan. There is disagreement about these awesome creatures because the clues don't seem to fit very well with any animal we see today. This is probably because they were familiar in Job's day but became extinct long ago. Have students listen as you read or open their Bibles to Job 40:15-24 (Behemoth) and Job 41 (Leviathan). In the frames on the worksheet, have students draw these animals as accurately as they can. From Psalm 104:25,26, we know that Leviathan lived in the sea. He was a reptile described as a "twisted serpent." (Isaiah 27:1)




Took:

Daily Reflections of Who God Is (Worksheet). 🦋 "My ears had heard of You, but now my eyes have seen You," Job 42:5. How do we perceive God? What does He mean to each of us personally? Use the **1JOB03.GF8** worksheet as you study each day this week, and record your thoughts on who you think God is. Bring these back next week, and share them within your small group.

Trusting God (Craft). Discuss within your small group when we might need to trust God. Encourage the students to write down their individual ideas on the blank shapes on **1JOB03.GF9 Pg. 1**. Suggest times such as when we experience trials, when we are hurting, when we feel alone, when we feel like complaining, when we are weak, when we are wondering why, when we don't understand, when we are afraid, when we are sad or when we are embarrassed. Attach these to the "Always Trust God" heart shape, **1JOB03.GF9 Pg. 2**. With the "Always Trusting God" in the center, and using chenille wires (pipe cleaners), craft sticks or even Q-Tips, attach and arrange the shapes they have filled in themselves so that they radiate out from the center heart. These can then be displayed on the window, refrigerator door or wall, simply attaching them with a piece of masking tape. Hopefully they will serve as a reminder to trust God with everything at all times.

Describing God (*Word Search Puzzle*). 1JOB03.GF10 is a word search puzzle focusing on words describing God's magnitude. This word list can also be used as a catalyst for the Daily Reflections Worksheet, 1JOB03.GF8.

Answer Key:



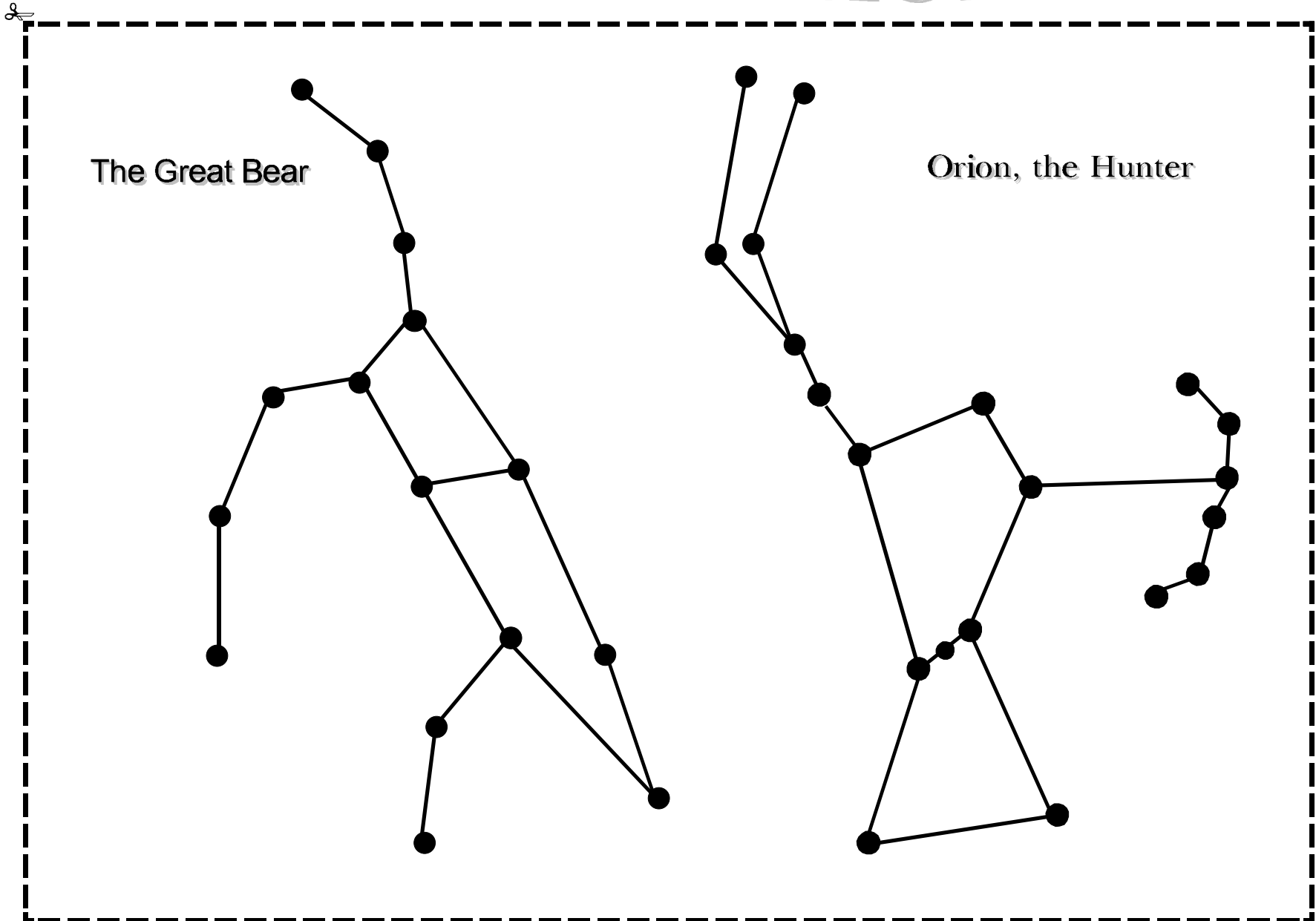
Responsive Reading (*Worship Activity*). The best way to handle the suffering that comes in our lives is to know God for who He is and then trust Him. Read all or a portion of Job chapter 38 responsively (teacher reads one verse, then students read next verse together). List some attributes of God that come to mind (eternal, powerful, wise, etc.).

Praising God (*Songs/Activity*). Continue this activity from last week's TOOK. How can these different songs and hymns be a blessing to us? What can they teach us about God's sovereignty? Some of these songs may have been written by composers/songwriters as they were experiencing periods of intense hardship or extreme joy. Be sure to look at all the verses! Suggested hymns:

- Great is Thy Faithfulness
- Fairest Lord Jesus
- All Creatures of Our God and King
- All Things Bright and Beautiful
- How Great Thou Art
- This is My Father's World
- For the Beauty of the Earth

Job's Testimony (*Memory Verse Activity*). Have students draw the other eye and ear to complete the picture on 1JOB03.GF11. Encourage them to memorize the verse as they work. **DEBRIEF:** How do we hear and see God today? Do our actions tell others that we listen and look to God for everything?


Constellations




Job, Speechless Before God



God Blesses Job's Life

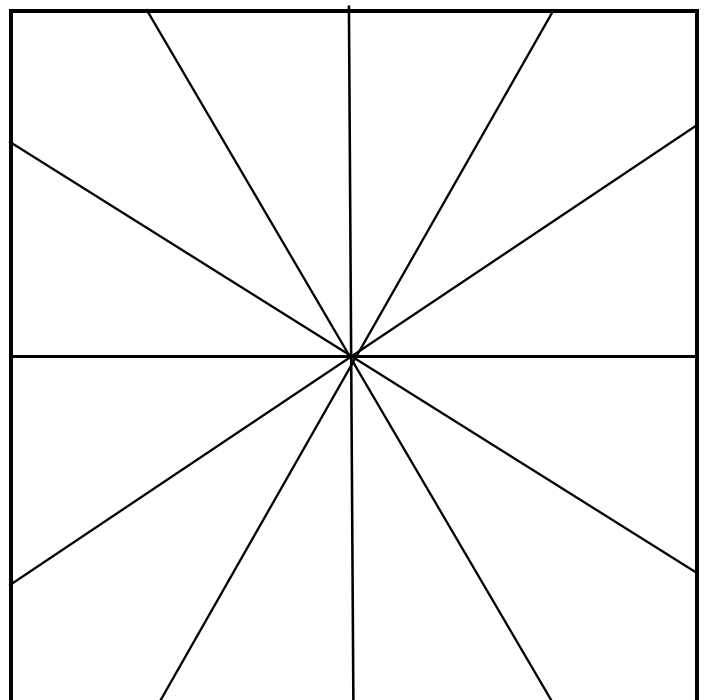
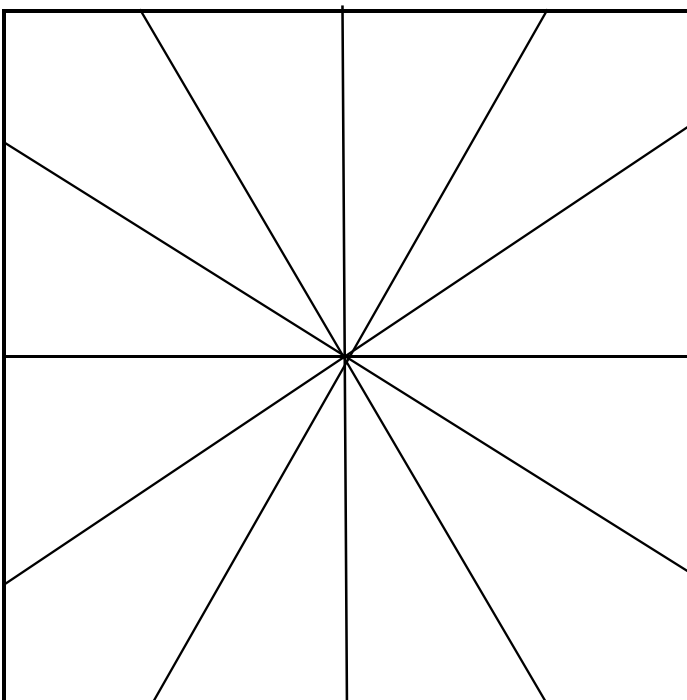
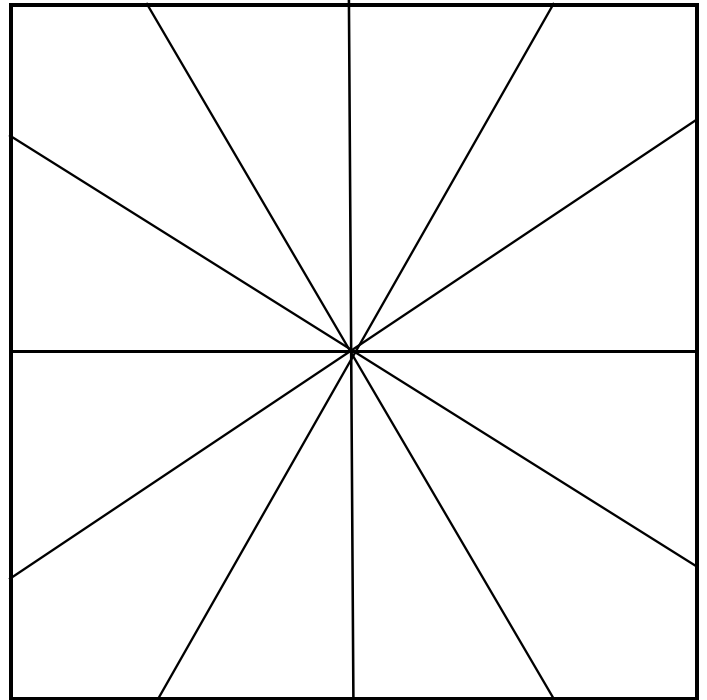
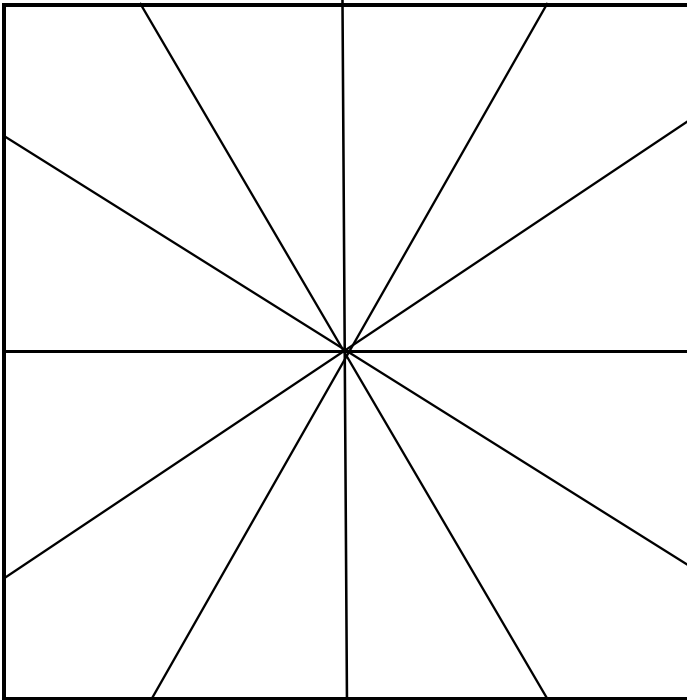


Have you entered the
Treasury of the Snow?



Treasury of the Snow

Use these patterns to practice making authentic six-sided snowflakes. Fold squares in half and in half again. Then fold in thirds. The lines will help you. Trim uneven edges at an angle. Cut little details. Now unfold. After practicing, make several small delicate snowflakes from **squares of single-ply toilet paper**. Glue them to **1JOB03.GF6 Pg. 1** wherever you wish.



Picture God's Questions...

Cut out the pictures on **1JOB03.GF5 Pg.2**. Place them correctly to illustrate these humbling questions that God had for Job.










THE EARTH

Where were you when I laid the earth's foundation? Job 38:4	Have you journeyed to the springs of the sea or walked in the recesses of the deep? Job 38:16	Have you entered the treasury of the snow? Job 38:22	Do you know the laws of the heavens? Job 38:33	Can you raise your voice to the clouds and cover yourself with a flood of water? Job 38:34	Do you send the lightning bolts on their way? Do they report to you, 'Here we are'? Job 38:35
--	---	--	--	--	---

THE ANIMALS

Do you hunt prey for the lioness? Job 38:39	Do you watch when the doe bears her fawn? Job 39:1	Who let the wild donkey go free? Job 39:5	Will the wild ox consent to serve you? Job 39:9	Do you give the horse his strength? Job 39:19	Does the eagle soar at your command and build his nest on high? Job 39:27
--	--	--	---	--	---



Picture God's Questions...




Story of Job Cut-outs

Color and cut out these illustrations for “The Story of Job” booklet, **1JOB01.GF9 Pgs. 1-15.**


Glue these pictures in place on pages 21 and 22.



Attach Job’s arm with a brad on page 23 so he can put his hand over his mouth.



Glue this picture in place on the last page (24).



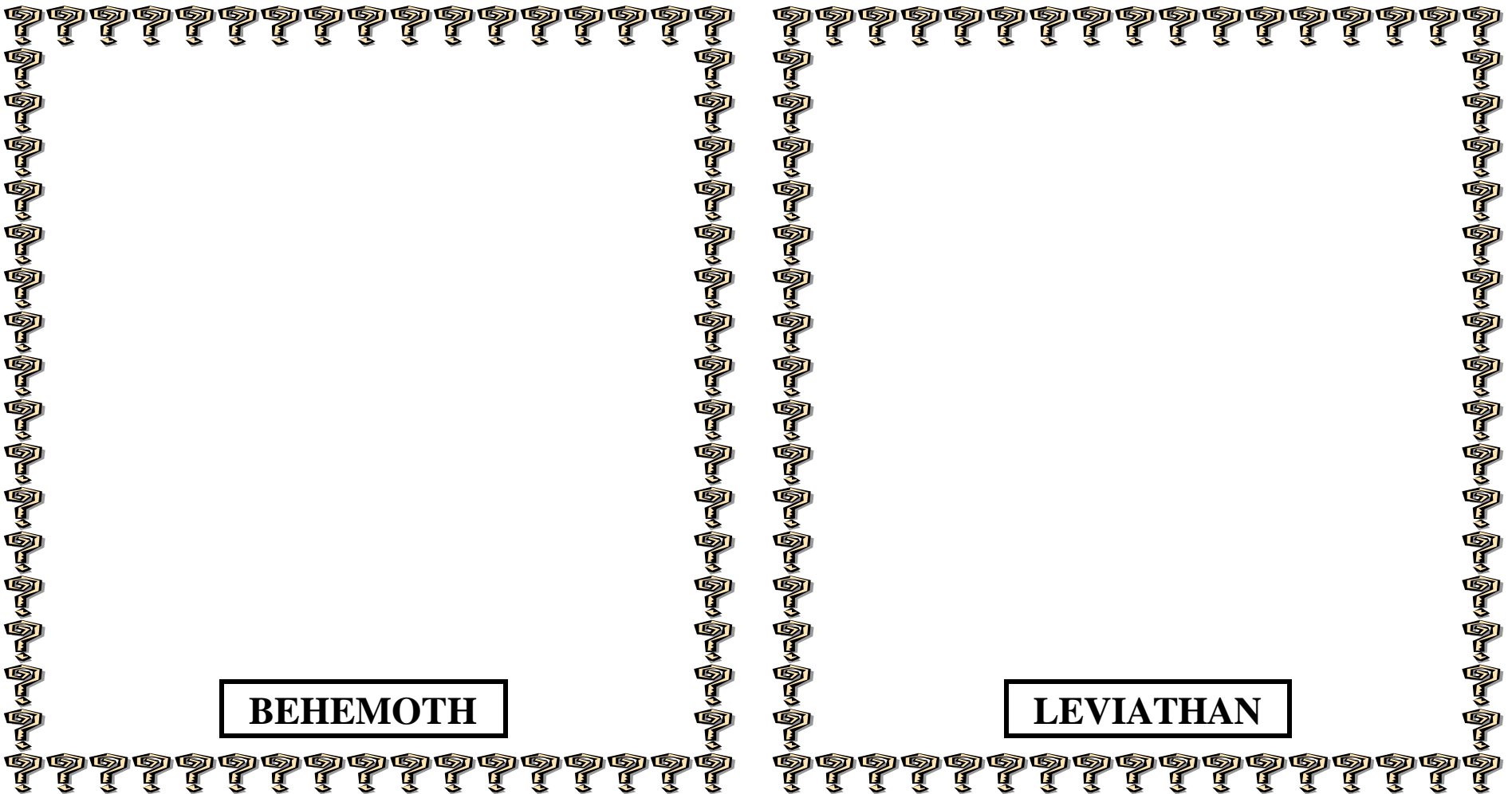
Mystery Animals

God describes several animals to Job as illustrations of His power and sovereignty. Listen as your teacher reads about them, and fill in this worksheet according to directions.

Part I:

ANIMAL #1 _____	ANIMAL #2 _____	ANIMAL #3 _____
---------------------------	---------------------------	---------------------------

Part II:





Daily Reflections on Who God Is

Using some of the words from the Word Search Puzzle, **1JOB03.GF10**, or from the Attributes of God Worksheet, **1JOB02.GF9**, from last week, look up these words and read related Scriptures. Each day, based on your study of an individual word or words, write down something that you have learned about God's character. Bring this back to class next week, and share it with the other members of your small group.

Monday:


Tuesday:

Wednesday:

Thursday:

Friday:

Saturday:



**Always
Trusting God**

**Always
Trusting God**

**Always
Trusting God**

**Always
Trusting God**

Describing God

A Word Search Puzzle

As we complete our look at the Book of Job, review this word list of verbal descriptions as to the sufficiency and magnitude of God.
Can you add any other words to the list?

I P C R E A T O R A K G K D A
X E C O N T R O L L I N G A G
F R S D N W N M A W O R T H Y
N F I U O Q I E A W A E X P W
H E T G I G U S L J Y M W L F
M C P Z H U J E E O E O Y A J
S T D T N T D A R G V S S V I
B W Y U D G E L J O T E T K L
M Y S T E R I O U S R W N I H
Z E X A T D F E U F S A X E C
V G B G L W I J R S R G M A B
Q L H L A N R E T E R E Y P U
E J V E X L O Z A U V M W U V
H A V D E F L U F I W O U O B
J B Q L A S G Y Q X J H S Q P

Powerful
Creator
Wise
Conqueror
Knowledgeable
Sovereign
Just
Worthy
Eternal


Perfect
Controlling
Righteous
Awesome
Mysterious
Benevolent
Almighty
Exalted
Glorified

Majestic
Alpha
Omega

Job's Testimony


Draw the other eye and ear to complete the picture. Memorize the verse as you work.

"My ears



had heard of you

but now my eyes



have seen you."

Job 42:5

1JOB03.GF11