

March 2, 1997

Jeremiah 46-52

4's, 5's & K

3JER25PK

We Must Change to God's Righteous Ways!

Materials I Need:

Memory Work:

The Prophet - *Jeremiah*

The Principle - *We must change to God's righteous ways.*

The People - *Israelites living around Jerusalem*

God's Attribute - *God's righteousness does not change.*

Aim Questions:

1. Who was the sad prophet living at Mizpah after Jerusalem was taken by the Babylonians? (Jeremiah)
2. When Governor Gedaliah was killed by Ishmael, did Johanan rescue the women and children? (Yes)
3. Did God say the Israelites should go to Egypt or stay in Israel? (God said, through the prophet, Jeremiah, "Don't go to Egypt!")
4. Did Johanan obey the Lord? (No. He said Jeremiah was lying and they were going to Egypt.)
5. What wrong thing did the Israelites do in Egypt? (They worshipped the Queen of Heaven idol.)
6. Would God punish the disobedient Israelites? (Yes. They would not return to their own land.)
7. Would God take care of the obedient Israelites in Babylon? (Yes. After seventy years, God would bring the exiles back to their own land.)

 Hook:

The "Prophet" Center: Bring supplies for camping, a tent, cook stove, sleeping bag, etc. Jeremiah goes on a trip in today's Bible Adventure. He does not go because he wants to. Listen to the story to find out more details. At this center, pretend to pack for the trip. Sing, "This is the way they went to Egypt, went to Egypt, went to Egypt. This is they went to Egypt, many years ago." Continue with more verses: "This is the way they packed their clothes, pitched their tents, herded the sheep," etc. Act out the motions for each verse. Instead of singing, "This is the way they packed their clothes," sing, "Jer-e-mi-ah packed his clothes," etc.

The "People" Center: The lessons we have studied in the Jeremiah lessons have been a mixture of happy and sad. Talk about the "happy" things you have seen God do in the lessons. God was taking care of the "good fig" Israelites in Babylon. Talk about the sad things. Let the children play with play dough and make happy and sad faces with cardboard stencils you have made ahead of time. Sing last week's songs while playing, also.

The "Place" Center: Bring old maps to class and draw roads on them with markers. Let the children "drive" on the roads with the play cars kept in your toy bin. As the children go certain directions, say the names of the places we have studied in the lessons so far. "Remember where Edom is. Obadiah told the Edomites that God is loyal to His children." Say this as the children move the cars towards the south end of the map. Say, "Some of the Israelites chose to live in Samaria, didn't they?" as the cars are moved north. Choose and note a Jerusalem location and a Babylon

location. You might even want to mark these places arbitrarily on the map with the heart and circle symbols that are associated with the places. The children will hear the name of a new place today. This place is called Egypt. Say the name Egypt several times and orient them to its location.

“Who Is God?” Center: Make paper hats for the children to wear. A simple paper hat can be made by using 11” x 17” white construction paper. Fold the paper in half with the open end at the bottom. Fold down the right and left corners toward the center, leaving a 1” space between corners in the center. Fold up the front and back 1 1/2” to meet the corners. Have the children repeat after you, “God is always right!” His ways are best. Talk about the wrong things the Israelites were doing in Jerusalem and what happened to them. They should have followed God’s right ways. Write on the hat, “I Want to Follow God’s Right Ways.” Wear the hats to the other centers as a reminder.

“Taking a Trip” Activity: Act out packing your bags for a trip to Egypt. Go to the basement to get the suitcase, wash, iron and pack your clothes carefully. Get dressed and put on a coat. Now you are ready to travel. Pick up the suitcase and, oh, is it heavy! Walk to the car, load the suitcase, start the car and drive to the airport. Say good-bye to family and friends. Repeat the actions in reverse order as fast as you can with the children imitating.



Book:

Presentation Ideas -

Play Follow the Leader as you transition to the Bible Adventure, and end up in the chairs at the story circle.

Show the map that the children made during the Hook time. Place the story aids onto the map using tacky gum.

(3JER25PKGF1, 3JER25PKGF2 & 3JER25PKGF3) Show the pictures of Governor Gedaliah, Ishmael and Johanan as you tell the story.

(3JER25PKGF4) Show the picture of the Queen of Heaven idol. Burn incense and talk about how the Israelites were copying the Egyptians by using incense in their worship of the Queen idol.

Glue a piece of felt to the back of the GF4 Queen of Heaven idol and tell the story using felt figures. The other felt figures you will need should be chosen ahead of time from the Betty Lukens’ boxes at the Children’s Table.

Bible Adventure -

Review: (Review Jeremiah with the series of pictures: Jeremiah, King Jehoiakim and the boiling pot, King Jehoiachin, the linen belts and fig baskets, King Zedekiah, the yoke, a picture of a field, a rock and a sword.) What was God telling the Israelites living around Jerusalem with these pictures? God kept saying, “Change to God’s righteous ways or the Babylonian soldiers will take the city away.” It happened, just as God had promised; the Babylonians took the city. They took everything made of gold, everything made of silver, everything made of bronze, and loaded it on carts. Every precious utensil in God’s holy temple was loaded up and taken away to Babylon. The Babylonian soldiers set fire to the temple and burned it down. They set fire to King Zedekiah’s palace and burned it down. They burned every house in Jerusalem. All Jeremiah could see or smell as he was walking away from Jerusalem to Mizpah was smoke on God’s holy hill. Jeremiah had known that this day was coming because he knew that God always keeps His promises, but it still made him sad.

Does anything like this ever happen at your house? For instance, you are asked to do a chore around the house or in the yard and told that if you don’t do it, you will lose TV privileges? You forget to do the chore and are warned by your mom. Finally, you get the punishment that you were warned about. That is exactly what happened to the Israelites who disobeyed by worshipping idols and only thinking of themselves. Their punishment came. Jerusalem was destroyed and they were taken away to Babylon to live for seventy years.

A few Israelites got to stay in Mizpah near Jerusalem to take care of the crops in the fields. A man named Gedaliah was appointed by King Nebuchadnezzar of Babylon to be the governor ruler of this

small group of Israelites living in Mizpah. Governor Gedaliah said to this small group of Israelites, "Don't be afraid. Settle here and serve the king of Babylon. Things will go well with you. I am here to represent you when the Babylonians come back this way. Go ahead and harvest the fruit and store it in jars. Everything will be fine."

Everything was not fine because a proud Israelite soldier named Ishmael wanted to be king of these Israelites near Jerusalem. Ishmael (*not to be confused with Abraham's son by Hagar*) was not in Jerusalem when it was destroyed and he gathered ten strong men together who would help him become king of Israel. On to Mizpah they went, pretending to be friendly with Governor Gedaliah. They joined Governor Gedaliah for dinner. They talked and ate awhile but then got down to the real reason they were in Mizpah. After dinner, Ishmael went to Gedaliah and killed him with a sword. Right during dinner time! Then he and his ten men quickly grabbed the women and children in the governor's home and forced them to go with them. They were taking the prisoners with them to live near the Ammonite people. It took several days to get there because they had to cross the Jordan River to get to Ammon.

Out in the hill country, not too far from Mizpah and Jerusalem, an Israelite named Johanan was meeting with some fellow Israelite soldiers. When they heard what had happened to Gedaliah, they were furious. Within minutes, they were on their horses and riding as fast as they could go. They were going to find that Ishmael guy! They caught up with him and took the women and children back. That was a good thing to do, but now they were afraid of the Babylonians who would be coming to ask what happened to Gedaliah. Would King Nebuchadnezzar think that they had killed Governor Gedaliah? What should they do? Should the whole group of Israelites go to Egypt to hide from the Babylonians?

Johanan and his army officers did another good thing. They said to Jeremiah, "Jeremiah, will you pray to God and ask Him if we should go to Egypt? We will do whatever God says; we promise!" Jeremiah prayed for ten days. (*Count to ten.*) He came back and said to Johanan, "God says, 'Don't go to Egypt! He will keep you safe here. If you go to Egypt, you will die of hunger or the Babylonian sword.'" Johanan and his proud men said, "You are lying! God didn't tell us to stay. We're going to Egypt!" They weren't listening to God, were they? They were proud and afraid. They didn't keep their word. They forgot about what had happened to Jerusalem. They forgot about the walls coming down, the fire, the flames and the smoke that filled the city. They made a bad choice to not obey God's word.

Have you ever been with some kids in the neighborhood and one started calling another one bad names, using bad language? You knew that was wrong because your dad and mom have told you to never do that. How should you behave towards these kids? Should you start using bad words? Should you call the kid names, too? No! You know the right thing to do and you can choose to do the right thing or the wrong thing. That was the wrong choice the Israelites made. Let's find out what happens next!

Johanan and his army officers made Jeremiah go with them to Egypt. Jeremiah kept telling them, "Don't go to Egypt or you will be sorry!" It was a long journey, but finally they arrived in Egypt. It wasn't long before the Israelites made another very wrong choice. Who do you think they started worshipping? They worshipped the idols that the Egyptian women loved. They prayed to the Queen of Heaven idol and burned incense to her. They even made cakes to eat that looked like her. What do you think Jeremiah said about that? Jeremiah said, "God is slow to anger but He always punishes sin. Don't you remember what happened to Jerusalem? Stop now or the Babylonians will march all the way to Egypt and punish you." The Israelite women told Jeremiah that their husbands knew they were worshipping the Queen of Heaven and that they thought it was okay. The men thought that when they burned incense, things went well. They thought that when they didn't burn incense, things didn't go well. In fact, the Israelite men told Jeremiah that they thought they had more food when they burned incense to the Queen of Heaven. They planned to continue worshipping that idol.

Those Israelites were disobedient and not willing to listen to God and change to His right ways. We do a lot of changing throughout the day. You changed clothes this morning when you took off your pajamas and put on your church clothes. Your dad changes the tires on the car. Your grandma's hair changes to gray. A caterpillar changes into a butterfly. You change the color in your room when you paint it. You change teachers when you go to a new class. Those are changes that happen all the time. The most important change to ever make is to change from doing your own wrong way to doing what God says is right for you to do. That is what the Israelites should have done.

What did the Israelites in Egypt decide to do that was wrong? What do you think these sinning Israelites in Egypt deserved from God? Yes, they deserved punishment for their disobedience. Jeremiah did all

he could to warn the Israelites, but they would not listen. Jeremiah knew that these were “bad figs” who would never return to Jerusalem. They would be punished and die in Egypt. The “good fig” Israelites were safe in Babylon for seventy years. Their hearts were being changed so that they would want to do the right and just things. They looked forward to the Savior coming to earth. Do you remember the name that Jeremiah gave the Savior? His name is the Lord Our Righteousness. He helps us want to do the right and just things.

Prayer: Dear God, Thank You for caring so much about us that You gave us dads, moms and Your words in the Bible to help us know Your right ways. Help us change to doing what is right. Thank You for being our helper. In Jesus' name, Amen.



Look:



Paper Sack Puppets: (3JER25PKGF5 & 3JER25PKGF8) Use the patterns of happy and sad children to make paper bag puppets. Help the children glue the faces to the folded bottoms of small lunch sacks. Glue the GF8 picture of the Queen of Heaven idol to the back of the sad puppet. It was sad that the Israelites disobeyed God by running away to Egypt and by worshipping idols. It is a happy thing that we have the Bible to tell us God's right ways. Place a GF8 picture of Jeremiah on the back of the happy puppet because God's words to Jeremiah are in our Bibles. It makes God happy and it makes us happy when we obey God's words.



Egypt Activity Page: (3JER25PKGF6) Copy the picture of the land of Egypt. Point out some of the features of Egypt in the picture. The king of Egypt was called Pharaoh. The Egyptians worshipped him as a god. Glue a small GF8 picture of the Queen of Heaven idol on the page. The land of Egypt was hot and dry. Glue sand to the picture after the children have colored it. Then glue the finished picture to a larger piece of colored paper, to make a frame. God told Johanan and the Israelites not to go to Egypt, but they disobeyed and went anyway.



“Parents Say”: Using the rules of play for “Simon Says,” let children act out things that parents like their children to do. If you mention something really wrong, the children must not do it. Think of an easy action to go with each statement. The children will copy your movement. Go slowly, and have fun. Here are some suggested statements and actions that parents use. “Say, ‘please.’ Say, ‘thank you...’ share your toy, invite your friend to dinner, call your friend a name, eat all the food on your plate, clean your room, pick up your toys, hit the dog,” etc. You can incorporate things like jumping, clapping, taking giant steps, etc.



Relay Activity: Divide the children into two teams. Give the first person on each team a T-shirt with a sad face on it. The Israelites were running away to Egypt. They were disobeying God. Have the two children run across the room, saying, “I’m running to Egypt!” When they reach the other side of the room, they take off the sad face T-shirts and put on happy face shirts. The children then run back to their lines, saying, “I’m changing to God’s right ways!” The children take off the happy face T-shirts and pass them to the next in line. They run across the room, saying, “I’m changing to God’s right ways!” Continue changing shirts until every child has a turn. Talk about how we feel when we run away from obeying God, our parents and teachers. We want to change to God’s righteous ways.



Missionary Center: Hold the poster of the class missionary up for the children to see as you play happy music. The teacher holds the poster and the children frolic around the room happily. When the music stops, have the children freeze and tell you information about the missionary. What is the missionary's name, etc. On the last turn, pray for the missionary to be safe even though he is far from us.



Quiet Time: Pull the children's names out of a hat and help them to think of something their parents like to see them doing at meal time or bed time. What are the rules at the table? What do parents say is necessary to get ready for bed? When children obey their parents, it is the same as obeying God. The Israelites should have obeyed God; children should obey their parents.

Songs:




Jeremiah Was Sad All Day (Tune: “Jimmy Crack Corn”)

Stop running after foreign gods.
Stop running after foreign gods.
Stop running after foreign gods.
Learn to love God's ways.

Stop running after wrong kids' ways.
Stop running after wrong kids' ways.
Stop running after wrong kids' ways.
Learn to love God's ways.

(Other verses)

Stop telling lies like other kids
Stop being mean like other kids
Stop saying "no" to your mom and dad
Stop wanting things that you don't have
Start being thankful for what you have

 **Don't Go to Egypt!** (Tune: "Eensy Weensy Spider")
(First verse)

Don't go to Egypt! Stay where you belong.
Don't go to Egypt! Stay where you belong.
Don't go to Egypt! Stay right here in Israel.
The Lord will always be here. He won't let you down.

(Second Verse)


We'll go to Egypt. We're afraid to stay.
We'll go to Egypt, no matter what you say.
We'll go to Egypt. We don't want to stay here.
We don't want to hear what you have to say.


(Third Verse)


You will be sorry if you go away.
You will be sorry if you disobey.
God has to punish all who will not listen.
You will be sorry if you do not stay.




Took:

 **KNOW & DO: (3JER25PKGF8)** The Israelites should know by now that obeying God is better than running away from Him. They should have done what He said. God said, "Don't go to Egypt!" Tape the GF8 pictures of Jeremiah, Johanan, Israelites and the Queen of Heaven idol on tongue depressors. Have Jeremiah sing the first verse of "Don't Go to Egypt" to Johanan and the Israelites. Johanan can sing the second verse back to Jeremiah. As the Israelites bow to the idol, sing the third verse. Let the children hold the stick puppets as you sing the song again.

 **Jeremiah Review Path: (3JER25PKGF9 & the Israelites sticker from the 3JER23PKGF7 Stickers)** Use the laminated Jeremiah path to review the different pictures in the Jeremiah lessons. The pictures we have studied so far are the boiling pot, the new and ruined linen belts, the good and bad figs, the broken yoke, Jeremiah's field, and Babylon. Today's sticker is a picture of the Israelites running away to Egypt. Have the children say, "Don't go to Egypt." Jeremiah kept telling Johanan and his men not to go to Egypt, but they wouldn't listen and obey.


 **Whisper Review:** Have the children sit in a circle. Have them take turns whispering short statements to each other. The teacher starts out by whispering a fact statement from the story to her neighbor in the circle. That child whispers the same statement to his neighbor, continuing around the circle. Use simple statements, such as "Jeremiah was a prophet, the Israelites ran away to Egypt, and God's right ways never change." Bear in mind several of the children will be too shy to participate in this game. Give options to the shy children, such as simply smiling at their neighbor, and move on. Whenever there is a break in the message, start a new message with a new fact statement.

 **Aim Question Activity: (3JER25PKGF5)** Copy the happy and sad faces and glue them onto two paper plates. Ask the Aim Questions to the children. After a question is answered, hold up the appropriate sad or happy face that fits the answer. Hold up the sad face, for example, when answering question #1.

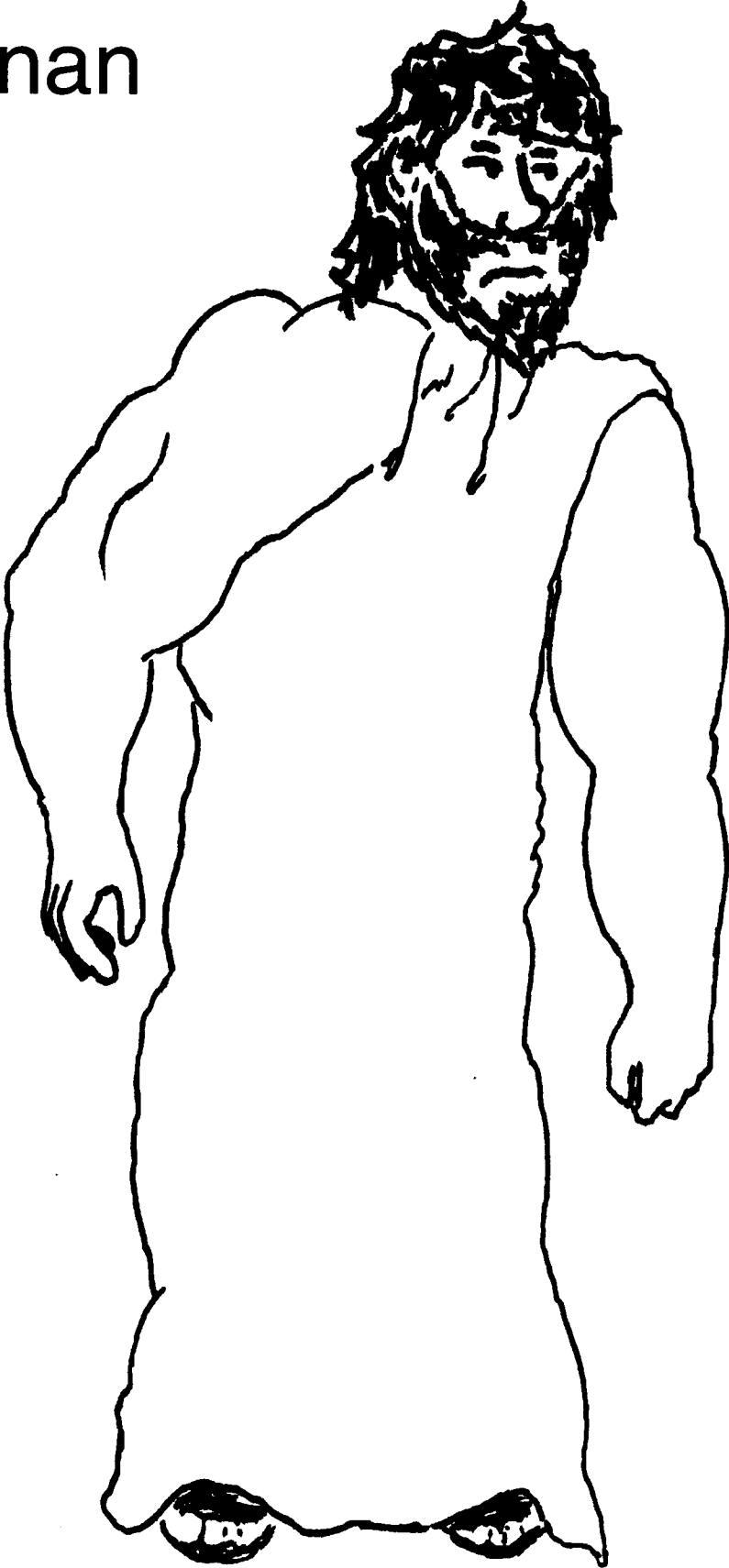



Governor Gedaliah

Ishmael



Johanan









"Queen of Heaven" idol

Paper Sack Puppets

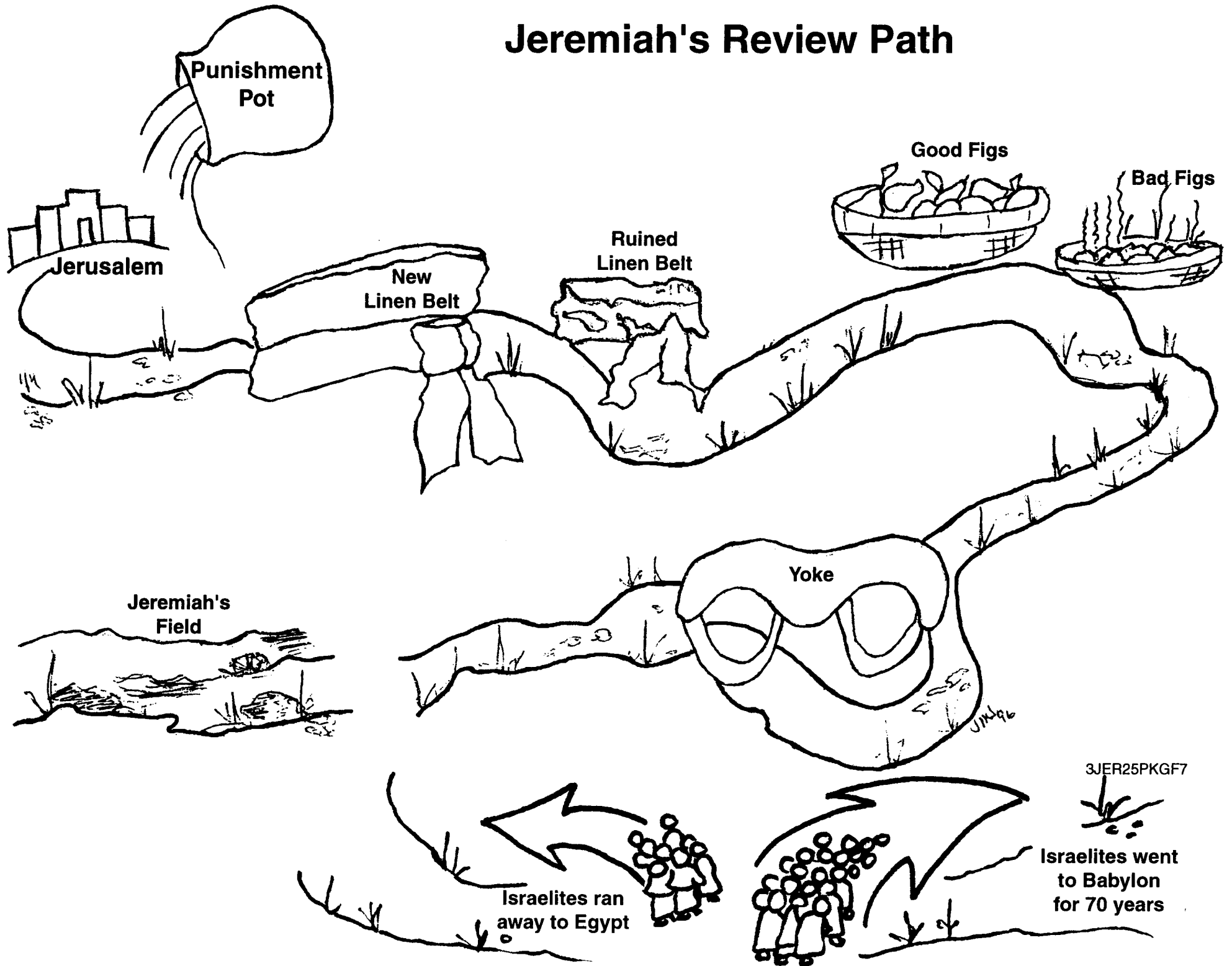
Patterns for obedient
and disobedient puppets





God told the Israelites,
"Don't go to Egypt!"
They disobeyed and
ran away to Egypt.


Jeremiah's Review Path



Pictures for Stick Puppets



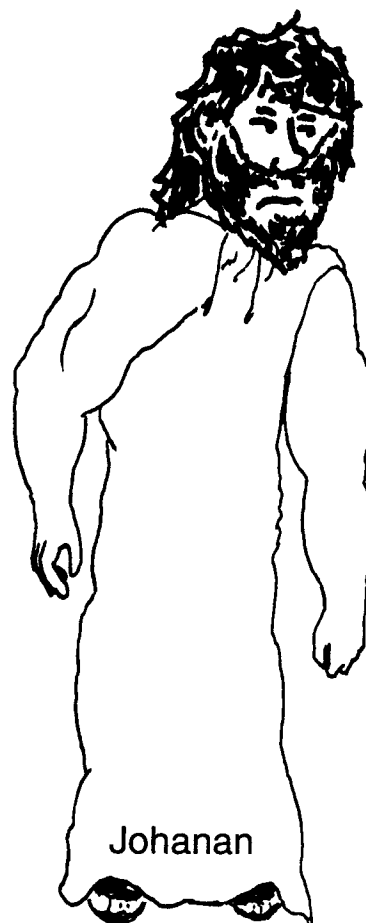
Jeremiah



Queen
of
Heaven
Idol



Israelites
in
Exile



Johanan