

February 2, 1997

Jeremiah 21-25

4's, 5's & K

3JER21PK

We Must Change to God's Righteous Ways!

Materials I Need:

Memory Work:

The Prophet - *Jeremiah*

The Principle - *We must change to God's righteous ways.*

The People - *Israelites living around Jerusalem*

God's Attribute - *God's righteousness does not change.*

Aim Questions:

1. Who was the prophet we learned about today? (Jeremiah)
2. Why was Jeremiah sad? (The Israelites wouldn't listen to God and change their ways.)
3. What did God say would happen to the disobeying Israelites? (The Babylonian soldiers would come and burn down Jerusalem and take the Israelites prisoner for 70 years.)
4. What were the disobeying Israelites doing that was wrong? (Worshiping idols, taking from the poor, not treating well the children without dads or the women whose husbands had died)
5. What did Jeremiah see in the two baskets? (Good figs and bad figs)
6. Who were the "bad fig" people? (King Jehoiachin and the disobedient Israelites) Who were the "good fig" people? (Jeremiah and the obedient Israelites who loved the one true God)
7. What was Jeremiah's name for the Savior? (The Lord Our Righteousness)


 Hook:


Stamp Art Center: (3JER21PKGF1) Xerox the GF1 picture of the Israelites for each child in your class. Make several stamps out of potatoes or carrots. Carve the shapes of left ears and right ears out of the vegetables and let the children stamp ears on the paper using the ink pads. Remind the children that the disobedient Israelites were not listening to God's Word. "I wonder if there were any obedient Israelites like good King Josiah left in the city. Do you think that prophet we learned about last week is still alive? What was his name? Yes, Jeremiah."

The "People of Israel" Center: Look for flannel graph pictures of good Israelites like Jeremiah, Isaiah, Micah, Zephaniah. (You can find them in the Betty Lukens flannel graph boxes. If the characters don't look at all like our own prophet faces, tape ours onto the flannel graph people.) Introduce other good Israelites living in Jerusalem. Say the names of Daniel, Shadrach, Meshach and Abednego. Find several flannel pictures of bad Israelites, too. Say the names of the bad kings mentioned in the Bible, Jehoiakim, Jehoiachin, Zedekiah. Find pictures of mean soldiers to represent the bad Babylonians. Mix all the figures together. Have the children look at the faces of the flannel figures and hear you say the names. Ask them to put the good Israelites in one basket and the bad Israelites in another basket. Today's Bible Adventure talks about both.

"Who Is God?" Center: Bring a cassette tape recording of yourself (or someone who can sing) singing "Rejoice in the Lord Always," as written in the Songs section. Use the words to the song in this lesson, including the "Lord Our Righteousness." On class day, play the song for the children,

and then let them sing along with the tape. After they have learned most of the words, record and play back the children speaking or singing.


 **“In Jerusalem” Center: (3JER21PKG2)** Make Xerox copies of the GF2 figures and assemble the activity center according to the model. Explain to the children that at one end of the yarn is a picture of God's righteousness. It does not change! Move the pictures of the Babylonians and the Israelites to opposite ends of the string. Show the children how the Israelites move away from God's right ways and the Babylonians move closer to capture them. Pull the pictures along the string closer together towards the center. Then let the children play with the pictures, pushing and pulling them all along the string. You can reinforce lessons from the Bible as they come up. God's righteousness does not move. The disobedient Israelites were sliding away from God's right ways. The Babylonians can chase the disobedient Israelites. The Babylonians were bad and far away from God's righteousness, too. There were obedient Israelites who moved towards God's help and comfort even though the Babylonians chased them and captured them, etc.


 **Transition to Chairs Activity: (3JER21PKG8)** Do a scavenger hunt for pictures of the fruit that you have hidden around the room. As you gather them together, ask those who found figs to go find a chair in the circle. Then have the grapes sit down. Continue with the rest of the fruit until all the children are seated. Ask the people with figs to put their pictures in your basket. Use it as a Presentation Idea.




Book:


Presentation Ideas -


 **(3JER21PKG5 & 3JER21PKG6, 3JER21PKG3, 3HAB18PKG3, 3HAB18PKG4, 3HAB18PKG5, 3JER19PKG3, & the 3ISA10PKG2 review picture from Isaiah)** Use the pictures at the appropriate time during the Bible Adventure. You will need two baskets, figs or a similar fruit, a pen to mark the figs, pictures of Kings Josiah, Jehoiakim, Jehoiachin, pictures of the idol Baal and the prophet Isaiah with the signs of the Savior. Request these pictures from the Children's Department. You will have most of them from former lessons.

 Place the pictures you intend to use in a paper sack along with your Bible. As you begin the Bible Adventure today, pull the Bible out of the sack first and place it on your lap. Pull the rest of the pictures out as needed.

 **Finger play: "Way up high in the Apple Tree"** Substitute "fig" for the word apple and repeat.

Way up high in the apple tree,	(Reach high up in a tree)
Two red apples smiled down at me.	(Cup hands as though holding two fruits)
I shook that tree as hard as I could.	(Pretend to shake the tree)
Down came the apples and mmmm, were they good!	(Rub stomach and smile)

 **(3JER21PKG5 & 3JER21PKG6)** Show two baskets of figs. On the good figs, write names like Daniel, Shadrach, Meshach and Abednego. (Daniel 1:6) On the bad figs, write the names Jehoiachin, Zedekiah, Jehoiachin's wives, soldiers and the men who made idols. (2 Kings 24:15-16)

 Bring fruit, some fresh and one that is rotten and spoiled. Let the children taste a piece of good fruit at the end of the lesson.

Bible Adventure -

Review: Who was the sad prophet we have been learning about? (Jeremiah) Why was Jeremiah so sad? (*Hold up a picture of King Josiah reading the Book of the Law scroll.*) After King Josiah died, the Israelites quit reading God's Word and started sliding backwards toward coveting and stealing. (*Show a picture of King Jehoiakim and add a sticker of an idol.*) King Jehoiakim worshiped idols and encouraged the Israelites living around Jerusalem to worship idols. When God tried to correct them through the words of the prophet Jeremiah, they wouldn't listen. Jeremiah said to King Jehoiakim, "Change from your evil ways to God's righteous way and you can stay in this land the Lord gave to you. Otherwise the

Babylonian soldiers will come destroy Jerusalem and take your land." The Israelites said, "Stop saying sad things. That won't happen. We have our own plans and we won't listen to you." (Jer. 18:12)

(Hold up a picture of King Jehoiachin and add a sticker of an idol.) After King Jehoiakim died, King Jehoiachin worshiped idols, too. He encouraged the Israelites to pray to many different idols. The king could look out of his palace window and see enemy Babylonians getting closer and closer. They were ready for war. Their artillery was glittering in the sun and if you listened quietly you could probably hear the soldiers murmuring about their plans to take Israel captive. This made the king nervous so he asked Jeremiah to give him God's word about what would happen. I don't think the King was ready to hear what God had to say. Listen and you will find out!

Jeremiah said to King Jehoiachin, "The Lord says to do what is just and right. Don't let people steal other peoples' lands and houses. Take care of the people who need help, like the children who don't have dads. Take care of the widows who are all alone because their husbands have died. You have fancy houses built of cedar instead of helping the poor. You have slid backwards. You can't hide from God. (23:24) What you have done deserves punishment. (21:14) You will be destroyed by Babylon, by their glittering swords, by hot flaming fire and by a feverish sickness. They will take some of you back to their homes as captives and slaves." Did King Jehoiachin listen to Jeremiah and change his ways? No. He had a dirty, stubborn heart and he didn't want to change.

God kept warning the kings and Israelites of the punishment that would pour out on Jerusalem. God said to Jeremiah, (24:1-10) "What do you see, Jeremiah?" *{Show two baskets of figs. On the good figs, write names like Daniel, Shadrach, Meshach and Abednego. (Daniel 1:6) On the bad figs, write the names Jehoiachin, Zedekiah, Jehoiachin's wives, Jehoiachin's soldiers and the men who made idols. (2 Kings 24:15-16)}* Jeremiah looked and said, "I see figs. I see that the good ones are very good, but the bad ones are so bad they cannot be eaten." God said, "I have good Israelites and bad Israelites living around Jerusalem. The bad Israelites, like King Jehoiachin and Zedekiah who love idols more than Me, will be thrown out of Jerusalem. They will be thrown out as we throw out bad figs. They are useless, like the rotten linen belt, and will not be saved. They will never return to Jerusalem."

King Jehoiachin was like a broken pot or glass. If you break a glass, you have to throw it away. It can't be used anymore for what it was made to do. King Jehoiachin was like a broken glass. God couldn't use him as a king to help people do the right thing. He was disobedient and broken.

Let's listen to the rest of God's words to Jeremiah. "The good figs are the good Israelites in Jerusalem. When the Babylonian soldiers come, the good Israelites will be taken away to Babylon along with the bad Israelites. Men like Daniel, who love Me with their whole heart, will go to Babylon, too. I will watch over these men and will take care of them. They will stay in Babylon for 70 years, but then I will bring them back to their own land, around Jerusalem." Those were the words of God who is righteous and just, always doing what is right and never changing.

Do you know any people who are like the "bad figs" and won't listen to God or do what He says? Help me name some of the people in our Bible Adventures who were "bad figs." Yes, Jehoiakim, Jehoiachin and Zedekiah, who was the next king. There were false prophets and false priests. There were the craftsmen who made the idols. Who were the "good figs" in this Adventure? There was Jeremiah and his secretary, Baruch. There were Daniel, Shadrach, Meshach and Abednego. What was going to happen to the bad figs? Yes, it was like God was going to have to throw them out and take them captive to Babylon. Remember that the good figs were going to have to go to Babylon also but they would be able to return to their land after 70 years.

It probably didn't seem fair to the "good fig" Israelites who had to go live in Babylon for 70 years. Sometimes you don't feel like it is fair if your older brother or sister or friend gets to stay up later than you. It doesn't seem fair when your friend gets to go to Disneyland. It doesn't seem fair when you want a puppy but can't have one. It doesn't seem fair when your friend gets to stand in the front of the line at school all the time. Sometimes when things don't seem fair, we must not complain but just do what we are told to do by our parents and teachers. God is the right one and knows what is right for us. He gives us our parents and teachers.

Would there ever be a good king for Israel again who would listen to God? Prophet Isaiah knew that a Savior King was coming. *(Show Isaiah and the signs of the Savior.)* He called the Savior "Immanuel," which means "God with us." Jeremiah knew the Savior King would be coming, too. He didn't know the

Savior's name was Jesus. He called Him "the Lord Our Righteousness." Isn't that a nice name? Jesus is the true righteous king who always does what is just and right.

Sing "Rejoice in the Lord Always" with the following word changes:

Rejoice in the Lord always, (You're) the Lord Our Righteousness! (Clap, clap)

Rejoice in the Lord always, (You're) the Lord Our Righteousness! (Clap, clap)

Rejoice! Rejoice! And again I say, "Rejoice!" (Clap, clap)

Rejoice! Rejoice! And again I say, "Rejoice!" (Clap, clap)

(Older children can sing in rounds.)

Prayer: Dear God, thank You for being the Lord Our Righteousness. You are righteous and good and Your ways never change. I want to walk in Your good and right way. In Jesus' name, Amen.



Look:



Bookmark Craft Center: (3JER21PKG4) Order the supplies you will need and help the children color and assemble the bookmark crafts. The children can cut out the circles and glue them together. After the craft is completed, encourage the children to hold up the appropriate picture and say, "Good fig," or, "Bad fig." The teacher says the name of a "good fig" Israelite or a "bad fig" Israelite and has the children hold up either the picture of the happy or the picture of the sad Israelites. The action will look like this: The teacher says, "Jeremiah! Good fig!" Children hold up the picture of the "good fig" happy Israelites. Teacher says, "Jehoiakim! Bad fig!" Children hold up the picture of the "bad fig" sad Israelites. Continue with other kings and prophets we have learned about. When you see that the children are familiar with whether the Israelites are good or bad figs, just say the name of the man without saying whether they are a good or bad fig. The older children can go faster and faster as you review the names of obedient and disobedient Israelites. At the close of this center, place the bookmarks in your Bible and the Bibles the children brought with them to class.



Placemat Craft Center: Weave together strips of construction paper into a placemat. Glue all loose ends together and then use the vegetable stamp you made for the Hook time to make ear patterns on the placemat. The good figs had listening ears. They continued to do what God said was right and God helped them even in Babylon! Talk about the Aim Questions as the children work.



"Fig Between the Knees" Game Center: Place a fig in a sandwich zip bag and have the children take turns placing it between their knees and hopping a short distance to drop the fig in a basket. At the end of the game, show the children how ruined the fig has become. This is what Jeremiah saw when God showed him the rotten figs.



Collage Craft Center: Today we learned that even though most of the Israelites were disobeying God, some of them were obedient. God gave Jeremiah the picture of good figs and bad figs. Figs are a kind of fruit. Let the children cut out pictures of all kinds of fruit from a magazine. On half of the pictures draw black streaks with black permanent marker to represent bad fruit. Let the children glue the pictures of the good fruit and the bad fruit onto 12" x 9" pieces of paper. Make sure they are making some of both. Glue all the good fruit to one side of the paper and all the bad fruit to the other. Talk about God's punishment for the "bad fig" Israelites. The soldiers will come to take them away from their homes and they will never come back. Remind the children of God's help and care for the "good fig" Israelites. He will help them when they are prisoners and will bring them back to their home after 70 years.



Missionary Center: Use the large story pictures available in the black carrying case at the Children's Table as well as the poster of your class missionary. Choose pictures of Bible characters doing "good" things and pictures of Bible characters worshiping idols or doing "bad" things. First, using the story pictures, have the children tell you which is a good fig and which is bad. Place the pictures randomly on the floor. Then have the children tell you the name of your class missionary. Place the poster on the floor next to the other pictures. Then, ask the children to walk around and between the pictures being careful not to step on any of the pictures. When they come close to any

picture, stop and say whether the picture is one of a good fig or a bad one. Finally, pray that your class missionaries would see God's care for them this week.

Musical Figs Activity Center: Use the pictures you used during the Bible Adventure. (See Presentation Idea #1.) Place all the pictures face down on the floor. Let several of the children choose a picture until all the pictures are gone. To music, the children marches around the room. At some point, stop the music. Have all the children sit where they were standing when the music stopped. Then ask the children who are holding pictures to stand and show their pictures, saying whether they are of a good fig or a bad fig. The teacher can reinforce the illustration by saying the name of the person in the picture. If the picture is a prophet, have the child shake his or her finger as if he is warning and scolding the Israelites. If the picture is a bad king, have the child put his nose in the air and pretend to be proud and know it all. After all the children holding pictures have shared, have them stand and remain standing. Place the pictures face down on the floor again. Choose several children who are still sitting to pick a picture and play the game again.

Quiet Center: (3JER21PKG5 & 3JER21PKG6) Let the children quietly color the pictures of the good figs and the bad figs. Have the pictures copied back to back. Take five minutes and ask that as the children color there be no talking. Just think about today's Bible Adventure. God would punish the disobedient Israelites because He is just and right. God will help and care for the obedient Israelites because He is just and right.

Songs:

Listen and Obey: (Tune: "Trust and Obey")
Listen and obey
It's God's only way
To be happy like Jesus (Incorporate the children's names here also)
We must listen and obey."

Rejoice in the Lord Always
Rejoice in the Lord always, (You're) the Lord Our Righteousness! (Clap, clap)
Rejoice in the Lord always, (You're) the Lord Our Righteousness! (Clap, clap)
Rejoice! Rejoice! And again I say, "Rejoice!" (Clap, clap)
Rejoice! Rejoice! And again I say, "Rejoice!" (Clap, clap)
(Older children can sing in rounds.)

The "Be Good" Song (See 3JER21PKG7)




Took:


KNOW & DO: (3JER21ECGF3) We know God will punish the "bad figs" and help the "good figs." We do want to be a "good fig." Tell the children that you love Jesus with your whole heart. Write your name on one of the GF3 figs and put it in a basket. Ask each child if they want to love God. Write each name on a fig and put the figs in the basket. Thank God for loving you and being near to you. Give the figs to the children to take home, to help them remember to do the right things this week.

Jeremiah Review Path: (3JER21PKG9 & the good and bad figs stickers from last week's 3JER20PKG10 Stickers) Use the laminated Jeremiah path to review the pictures we have studied in the book of Jeremiah so far. Let a child add the new stickers of the figs today. Remind the children that the "good figs" obeyed God and loved Him. God promised to take care of the "good fig" Israelites in Babylon. He would bring them back to their own land. The "bad fig" Israelites did not love and obey God. They would not be safe nor return to their own land.

Bean Bag Review Game: Find pictures from magazines that show right actions. Let the children take turns throwing a bean bag and talking about what is in the picture that the bean bag lands on.

What are ways they can do what God says is right? Use the picture to start a dialog. Relate the picture to what they may experience at home.

 **Time Line Review:** Make a time line on the floor using masking tape and the suggested pictures from the Bible Adventure. (See Presentation Ideas #1.) Have the children walk on the tape and stop when they get to a picture. Say the words, "Change your ways to God's righteous ways!" Have the children repeat the phrase whenever they get to a picture of a prophet. When they get to the pictures of bad kings, have them repeat, "We love idols! We won't change!" Let the children add idol or Bible stickers to the pictures of the prophets and kings, depending on which they loved. Continue along the line until they reach Babylon, at which point they walk with their wrists together as though in chains. Count by tens to 70 and then return to Jerusalem.


 **Book Center:** Read a book to the children. Here are some suggestions.

The Beginner's Bible Read the story of Shadrach, Meshach, and Abednego, or Daniel in the lion's den.

I'll Pray Anyway The story of Daniel, by Marilyn Lashbrook (Available, if requested)

Jeremiah and the Fall of Jerusalem Arch Book (Available, if requested)




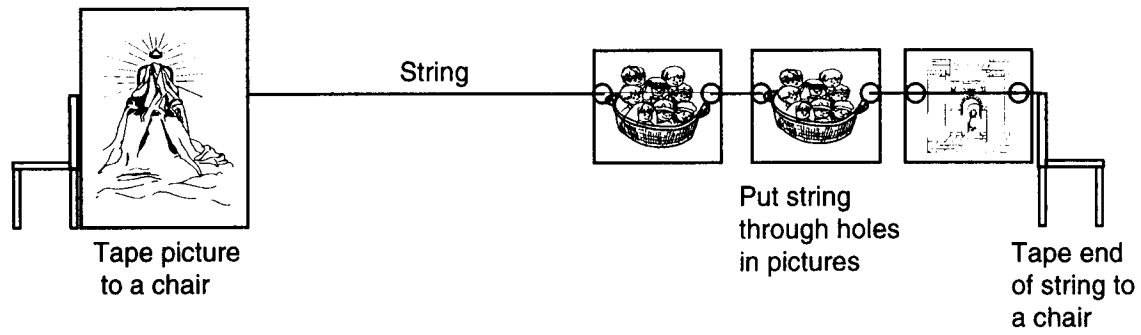
Sometimes I'm Good. Sometimes I'm Bad. by Elspeth Campbell Murphy. Relate this to the good and the bad figs. (Available, if requested)

 **Picture on a String Review:** Use any pictures you may have used for the Bible Adventure and attach them to one end of long pieces of string. Attach one picture to every piece of string. Then wind the strings around the room, over chairs, under tables, etc. Cut off the ends of the strings after you have covered the length of the room or gone as far as you like. Ask children to follow the string and find out what is at the end of it. At the end, have the children identify the picture and tell you how it related to our Bible Adventure today.

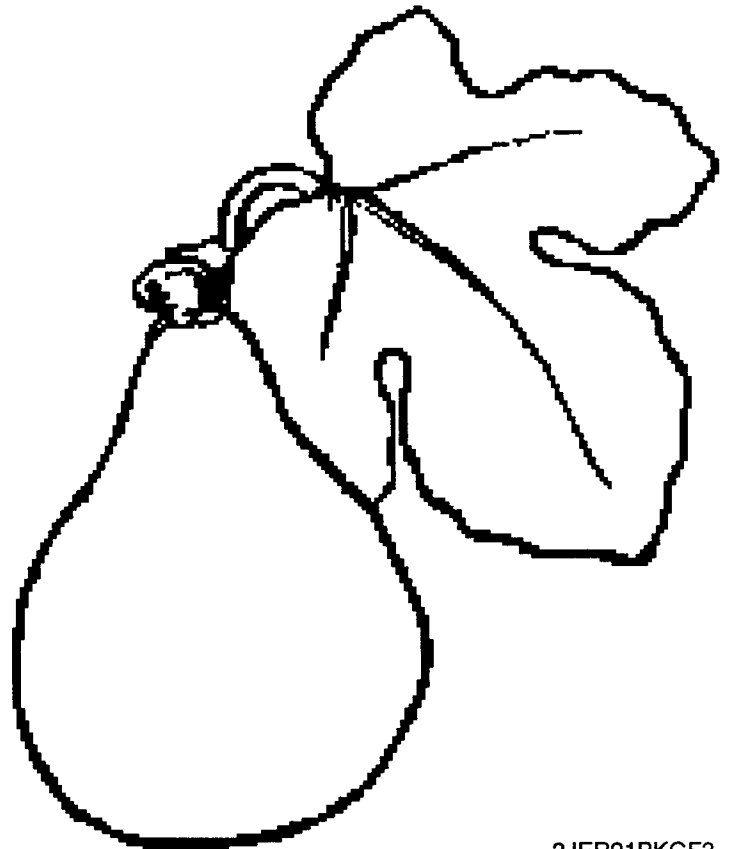
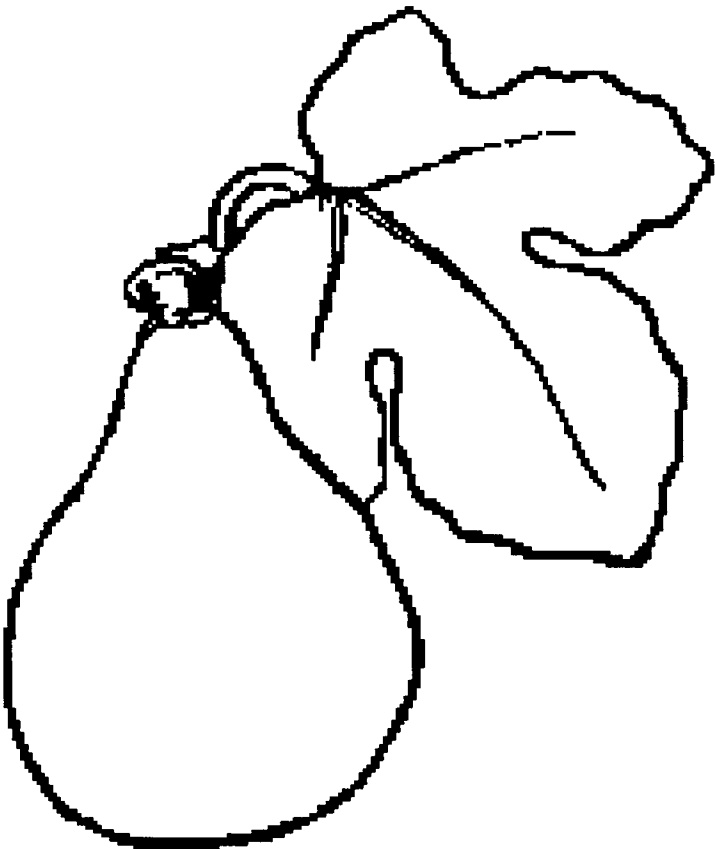
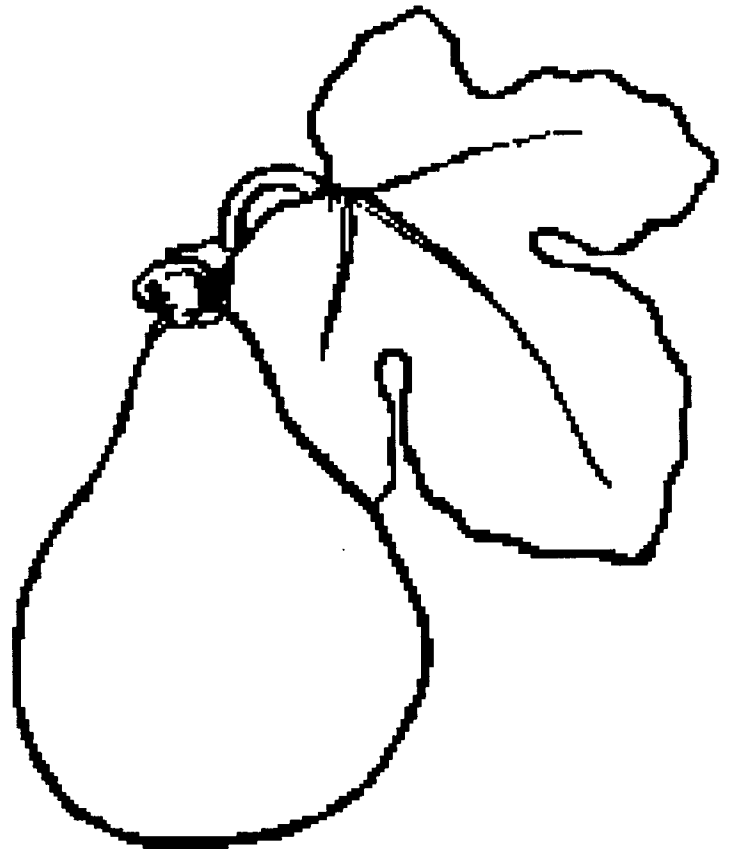
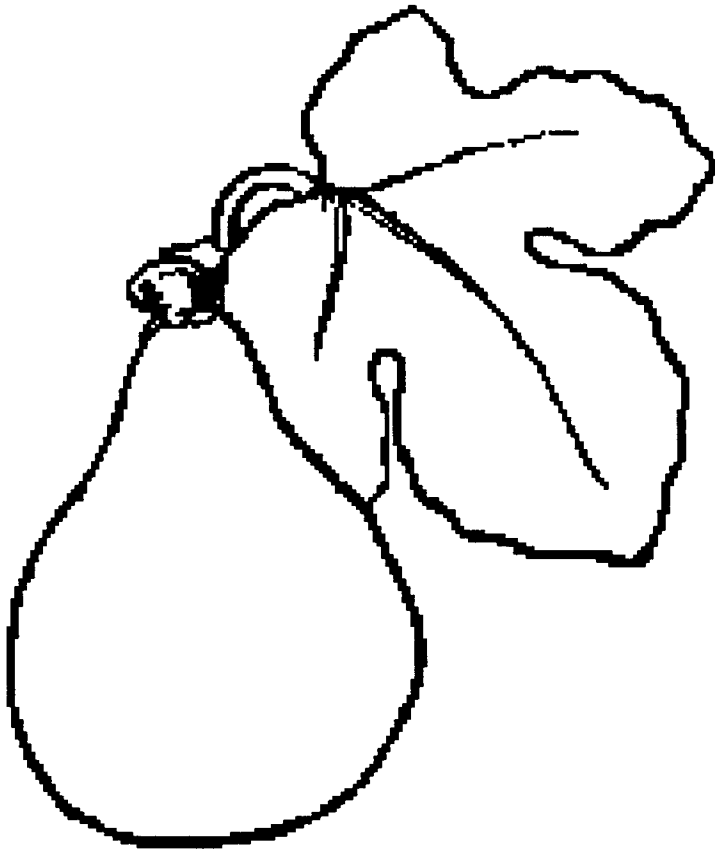


**Israelites living
around
Jerusalem**

Jerusalem Activity





Figs




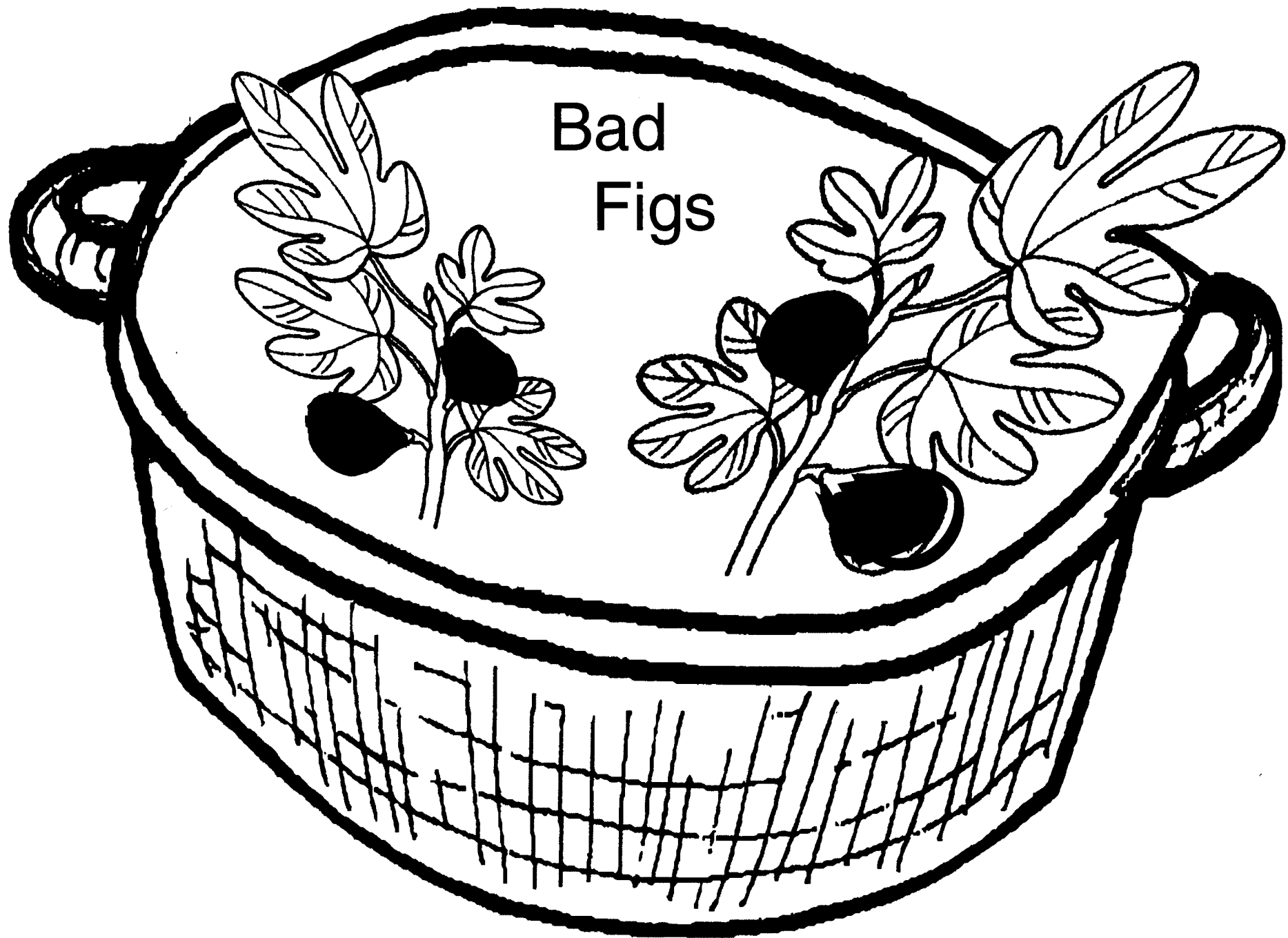
Bookmark Craft

Copy the two circles on heavy paper.
Cut them out for young children.
Glue or tape a wide tongue depressor
between the circles. When the Israelites
changed to God's right ways, they were
happy. When they stopped obeying God,
they had sad faces. The children can tell
the story as they turn their "bookmarks"
back and forth.



Good Figs







Bad
Figs

Be Good Song

Tune: "Over the River and Through the Woods
to Grandmother's House We Go"



Over and over the Bible tells us what a child should do.
Obey Mom and Dad,
Don't covet; it's bad.
Help someone who is sad.



Over and over the Bible tells us that
We should be good.
But don't forget
To pray for help!
'Cause Jesus said He would.



Over and over the Bible tells us what a child should do.
Give all of your heart
To God from the start
And only love what's true.










Over and over the Bible tells us that
We should be good.
But don't forget
To pray for help!
'Cause Jesus said He would.



For more fun, tape these pictures to sticks,
or enlarge them and glue them to paper plates.
Show them at the appropriate time.

Fruit Transition Activity



Jeremiah's Review Path

