

January 26, 1997

Jeremiah 13-20

4's, 5's & K

3JER20PK

We Must Change to God's Righteous Ways!

Materials I Need:

Memory Work:

The Prophet - *Jeremiah*

The Principle - *We must change to God's righteous ways.*

The People - *Israelites living around Jerusalem*

God's Attribute - *God's righteousness does not change.*

Aim Questions:

1. Who was the prophet we learned about today? (Jeremiah)
2. Why was Jeremiah sad? (The Israelites wouldn't listen to God and change their ways.)
3. What happened to the linen belt Jeremiah buried? (It rotted and was useless.)
4. What did the Israelites do that made them useless to God? (They didn't stay close to God and listen to Him.)
5. What mean thing did the Israelites do to Jeremiah when he prophesied? (They beat him up and put him in stocks.)
6. What helps us know how to change to God's right ways? (The Bible)



Hook:



**Jeremiah Center:** Let the children tap out the song "Jeremiah Was a Prophet" with rhythm sticks. Make sure the children are all listening and obeying so there will not be confusion. The Israelites were not listening to God and there was a lot of confusion in Jerusalem. Tell the children that for 30 seconds they can make all the confusing noise they want with their sticks, but that when you hold your sticks up, they all must be immediately silent. (Immediately take away the sticks from any child that was not silent. No warning.) The Israelites were going to be taken away, too, because they were not listening to the God who was in charge.




**The "People" Center: (3JER20PKGF1)** Copy and cut apart the heart and circle playing cards. In the hearts are pictures of obedient Israelites who lived in Jerusalem. Remember the heart symbol is used when referring to Jerusalem. Inside the circles are pictures of disobedient people. The circle will become the new geometric symbol for Babylon. On class day, gather several children together and play this game to help you remember the people in our story who listened to God and those who didn't. First, place all the cards in one pile on a table. Next, place an opened Children's Bible in front of one of the children seated at the table. Have that child draw a card off the top of the card pile. Name the person who is in the picture and ask, "Did this person listen to God's right ways?" Confirm the child's answer. If a heart card was drawn and the child answered, "Yes," pass the open Bible to the next player. If a circle card was drawn and the child answered, "No," close the Bible and pass it around to the next player. "The Israelites closed their ears to God's words even though they didn't have their own Bibles to close as we are doing. We want to listen to Bible stories and do what God says."





**Belts Center:** Bring lots of different kinds of belts for the children to try on. Make sure you have cloth belts that tie so the children can see what a linen belt looks like. It would be good to bring a


belt or two that have the holes torn through so they are useless in holding pants up. In today's Bible Adventure, we will learn about a ruined belt that couldn't be used any more.

---

 **The "Place" Center:** Jeremiah loved God and listened to His right ways. Still, God allowed some pretty sad things to happen to the prophet. In today's Bible Adventure, Jeremiah is put into a Bible times jail called "stocks." Let the children experience a little of what Jeremiah must have experienced when the heavy wooden stocks were placed on his hands and feet. Bring large pieces of heavy wood. You might want to cut half circles out of the wood as places to fit the children's feet and hands. Be careful at this center that no fingers or toes get smashed, but let them pretend to be in jail falsely accused like "Jer-Oh-My-a." When a child is in the stocks, he or she can pretend to cry (Jeremiah was called the "weeping prophet") and say, "Change to God's right ways!"

 **"Who Is God?" Center: (3JER19PKGF4 from last week's lesson)** You will need a large piece of butcher paper from the Children's Table. Cover a table top in the classroom with it. On top of the paper, place a large, heavy object. This object will represent God's unchangeable righteousness. Make it beautiful and sturdy. A large rock could be spray-painted gold. You might have a large bowl that could be turned upside down. You may want to place a 3JER19PKGF4 picture from last week's lesson of the Lord Our Righteousness on the rock or other immovable object. In the classroom, let the children mark up the butcher paper underneath the heavy, immovable object. Use black and dark brown markers or crayons. Make the marks wild and messy and dark. The paper will soon look tattered and worn. It certainly would be unusable to make anything beautiful or special. The object in the middle of the table, however, will not be ruined. It will not be moved. You might want to draw a Baal idol on the paper as you talk with the children about what was ruining the Israelites. Jeremiah has been telling the Israelites that God's ways are always right. He will not change or be ruined even though people might move away from God's right ways. Look at the ruined paper. "What will happen to the Israelites if they do not change to God's right ways?" Let the children pretend to be Babylonian soldiers who will rip pieces of the ruined butcher paper away from the rock and throw them into the "Babylon" waste basket.

 **Marching Activity:** March around the room chanting, "Right, wrong. Right, wrong." Have children put down their right feet every time they say, "right." Listen in our Adventure today for these two words. Also, march to the rhythm of a verse such as "Stop doing wrong! Learn to do right!" (Isaiah 1:16) Talk about how memorizing the Bible helps us remember it. "In the Bible Adventure, you will hear about people who didn't learn God's words."


 **Transition Activity:** Sing "The B-I-B-L-E" as you walk to the chairs that are placed in a circle.


---





### **Book:**


#### **Presentation Ideas -**

 Use flannel graph pictures to tell the story. You will need kings Josiah and Jehoiakim, God's true prophet Jeremiah, the false prophets, Israelites, wooden stocks, and linen belts good and ruined. For scenery, choose the king's palace, a place by a river and a large rock.

 **(3JER20PKGF2 & 3JER20PKGF3)** Show the pictures of the clean and ruined linen belts.

 **(3MIC16PKGF4)** Use the Cup Puppet craft from the Micah lesson to show when the Israelites should have listened to God and when they didn't. They hide in the cup when they don't want to hear Jeremiah's words. They come out to say, "Stop saying sad things. We don't want to change to God's righteous ways."

 Use a cloth wrapped around your waist and a bucket of water as described in the Bible Adventure.

 Have your Bible opened in your lap.

#### **Bible Adventure -**

**Review:** What was the name of the prophet we learned about last week? (Jeremiah) How can we remember his name? "Jer-Oh-My-a," because he felt like saying "Oh, my!" all the time. Jeremiah was

sad a lot of the time. In fact, he is called the "weeping prophet" because his eyes were full of tears throughout the day and throughout the night. (14:7) Oh, my!

What was making Jeremiah sad? After good, humble King Josiah found the book of the Law and listened to all of God's words and had the people listen to all of God's words, he tore down all the idols and the altars. He wanted to walk in God's right ways all day, every day. But after King Josiah was killed, King Jehoiakim became king of the Israelites in Jerusalem. King Jehoiakim didn't love the one true God. He was not humble. He had a stubborn, dark heart that loved idols. He was bored with God's book of the Law and quit reading it. Have you ever heard someone say that? I hope not! God's Word tells us how He wants us to live. We want to be like Josiah and love God's Word, read it and obey it.

King Jehoiakim quit reading God's book and so did the Israelites. That would be like us if we just left our Bible on the shelf and never read it. If you never asked someone to read you a Bible story, it would be easy to become like the Israelites. When they quit reading God's book, they quit obeying and started sinning again. They started sliding backwards towards the wrong ways. They would say to each other, "What's wrong with having just this one idol on the shelf? It won't hurt anything. I can pray to the idol if I want to! What's wrong with taking something that belongs to someone else? I really want it! I need it more than they do." Is that the way God's book of the Law tells us to act? No, way! Oh, my! The Israelites were sliding deeper and deeper in their sin.

Jeremiah's job for God was to try to remind the Israelites living around Jerusalem to stop doing wrong and start doing right. (Isa 1:16) His job was to tell them to change to God's right ways. Jeremiah said to the false prophets and priests in Jerusalem, "God sees you! He knows you have forgotten Him and are loving idols and false gods. He sees you when you let your feet take you to wrong places. He sees when your hands take what isn't yours to have." This made Jeremiah very sad. He said, "You keep sliding back to the old, wrong ways. God will pour out punishment on you. You will be slaves to your enemies. (Jer 15:6, 14) The Babylonian soldiers will come and take you and your families as slaves to Babylon. They will take away all your treasures."

King Jehoiakim, the false prophets and the bad priests said to Jeremiah, "Stop saying sad things. What you say will not happen. We have our own plans and we won't listen to you." (Jer 18:12) Oh, my! Jeremiah was very sad. He cried all day and all night. Jeremiah talked to God when he was sad. He said, "I love Your words. They are my joy and my heart's delight." (Jer.15:16) Have you ever wanted to hear Bible stories as much as you wanted to eat? Jeremiah did. He loved God's word more than food. It bothered Jeremiah that no one else loved God's Word. Jeremiah cried out to God, "They don't want to listen to Your words. Everyone hates me and says terrible things about me."

God listened to Jeremiah and He cared about His prophet. The Lord said to Jeremiah, "Go and buy a linen belt and put it around your waist, but do not let it touch the water." Jeremiah bought a belt, as the Lord said, and the first thing he did was put it around his waist. (*Put on a belt*) After awhile, the Lord said to Jeremiah, "Take the belt off and go hide it under the rocks by the river." Jeremiah obeyed and hid the belt where it would touch the water. (*Put the belt in a bucket of water.*) After many days had gone by, the Lord said to Jeremiah, "Go and get the belt." Jeremiah knew right where to find it. He knelt down and stretched out his arm to pick it up. It was rotten! It was ruined and completely useless. It would not work as a belt again. God said to Jeremiah, "The Israelites are like this rotten belt. I chose them to be around my waist (close to Me), to praise Me and serve Me. They have rotted and can not be used for the purpose I created them. I have loved them but they have loved idols. (Jer.13:10-11) I will pour punishment on their pride." (Jer.13:9)

Even though all the people around him were disobedient, Jeremiah stayed strong in doing what was right. Jeremiah didn't change and follow the people. Are there times when you are tempted to do wrong and tempted to follow your friends rather than doing what you know is right? Maybe you and your friends are walking down the street and one decides to pick a flower out of someone else's garden. He wants you to pick one, too. Would you be tempted to pick a flower? Keep on doing right even when others are doing wrong. When you hear someone use a bad word, is it right for you to use it, also?

Jeremiah kept doing right and telling the people to change to God's righteous ways. His good words made a bad priest so angry that he had Jeremiah beaten with sticks and put in stocks. Stocks are big pieces of wood that hold your arms and head so you can't move them. Jeremiah really did have a reason to cry, didn't he? He became discouraged but still trusted God to rescue him. (Jer.20:13) God said to Jeremiah, "I will bless you if you keep trusting me. You will be like a tree planted by the water.

The roots of the tree go down deep into the water and the leaves always stay green. The tree bears fruit. That is you, Jeremiah, as you trust and obey me." (Jer.17:7) Keep prophesying, Jeremiah. Keep talking. I will be with you."

**Prayer:** Dear God, thank You for always staying the same. You are righteous and good and Your ways never change. I want to walk in Your good and right ways. Help me, please, in Jesus' name. Amen.

---



### Look:

- Right Ways Craft Center: (3JER20PKGF4)** Make the basket according to the directions. The little basket will be used later to hold some reminders of right actions. God did not tell the Israelites to put away their toys like it says on the coupon, but He DID tell the Israelites to put away their idols. God tells children to obey their parents. His ways are always right and His plan is best.
- Linen Belt Spinners Craft Center: (3JER20PKGF5)** One one side of the spinner is the picture of the new linen belt. On the other side is the ruined belt. Help the children assemble and color the spinners. Practice making them spin. When the toy stops spinning, review today's Bible Adventure using the two pictures as prompts. Point to the ruined linen belt and say, "God told the Israelites to stop doing wrong." Point to the clean linen belt and say, "Change to God's right ways."
- Cup Puppet Review: (3MIC16PKGF4)** Let one child be Jeremiah who is telling the Israelites to change to God's right ways. Put tear drops on his cheeks because he is sad that the Israelites won't listen to God's good words. Another child has the cup puppet with the hiding Israelites. They pop out of the cup and say, "We don't want to change to God's right ways." Then the Israelites move toward Jeremiah, pretending to beat on him. Jeremiah sits down in stocks and waits while another Jeremiah goes through the same procedure. Be sure you have lots of paper tears for all the Jeremiahs' cheeks.
- Stop and Start Obstacle Course:** Make an obstacle course in the classroom using tall and short chairs the children can climb over and crawl under. Make lines of masking tape for the children to jump over. A blanket on the floor that they can crawl under may be fun to add also. Ask the children to walk through the obstacle course, but every time they come to an obstacle, have them STOP and think. God told the Israelites to stop doing wrong. What was it the Israelites were doing? (Worshipping idols, being proud, wanting something they couldn't have, not listening to God's correction, etc.) Jeremiah said to start doing right. Have the children look at the obstacle before them and think about a good way to go through it. The Israelites should have thought about what Jeremiah was telling them about God. Have them proceed through the obstacle course in this manner, stopping and starting after thinking about today's lesson.
- Body Language Action Center:** Use masking tape stuck to the floor to spell the word "Righteousness." Let a child lay his or her body on top of the letters in just the right way. If the child is crooked, the teacher will say, "Change to the right way." The child will not be too proud to be corrected. "Jeremiah" will help the child know which way to move to be in the right place. Then read the word "Righteousness" together. Righteousness is a word used to describe who God is. He is always right. The Israelites should have changed to God's right ways and stopped worshipping idols.
- Linen Belt Review Craft: (3JER20PKGF2 & 3JER20PKGF3)** Order one GF2 page for each child to color. Order the GF3 ruined belt and let the children cut them out. The children can color and tape the ruined belt on top of the new belt so that it can be flipped up as they review the Bible Adventure.
- Missionary Center:** Bring a tape recorder and make a tape of your class singing one of the suggested songs in this lesson. Show the poster of your class missionary and have the children pray that the people in the missionary homes will want to listen to God. Pray they would understand that God is always right. Send the missionary the tape of your singing and prayer.
- Snack Center:** As you eat graham crackers today, talk with the children at the tables. Ask questions about the story. Use the Aim Questions and review the facts. Pray for opportunities to apply the lessons to their lives.

**Right and Wrong Actions:** Write different right and wrong actions on pieces of paper and put them in a basket. Ask a child to pick out a paper and have a teacher read it. The children can give either a “thumbs up” or “thumbs down” sign to tell if this is good or not. Examples: Mom asks you to put the paper in the waste basket and you throw it on the floor. What should you do? Your friend pretends that he doesn’t hear his mom calling him home. What should you do?

**Bean Bag Toss:** Put pictures from former lessons of right and wrong actions on the floor. A child tosses a bean bag onto a picture on the floor. He or she tells if it is a right or wrong thing to do.

---

**“This Is the Way We Go to Church” Song Activity:** Let children mention things that we do that are good, right and obedient. Then act out the words as you sing. If they make cookies to share, they can sing, “This is the way we mix them up, mix them up, mix them up. This is the way we mix them up so early in the morning.” Other verses might be: drop them on the pan, bake them up, wrap them up, knock on the door, hand them to a friend, etc.

**Review Game:** With the children lined up facing you, make a statement about the Adventure today and name a child. If they answer correctly, they get to take a step towards you. The game is over when a child reaches you.

### Songs:

**Jeremiah Was a Prophet** (Tune: “If You’re Happy and You Know It”)  
Jeremiah was a prophet sent from God. (Clap, clap)  
Jeremiah was a prophet sent from God. (Clap, clap)  
Jeremiah was a prophet, Jeremiah was a prophet,  
Jeremiah was a prophet sent from God. (Clap, clap)

Jeremiah was sad all day long. (Clap, clap)  
Jeremiah was sad all day long. (Clap, clap)  
Jeremiah was sad ‘cause the people were all bad.  
Jeremiah was sad all day long. (Clap, clap)

**Doing What Is Right** (Tune: “Three Blind Mice”) Use rhythm instruments or clap the rhythm.  
Doing what is right. Doing what is right.  
Loving God’s Word. Loving God’s Word.  
I want to obey; I want to do right.  
I want to love Jesus with all of my might.  
No matter what friends say, I’ll always obey.  
Doing what is right. Doing what is right.

**Change Your Ways** (Tune: “Row, Row, Row Your Boat”)  
Change, change, change your ways,  
Change to God’s right ways.  
Let’s be fair and let’s be good  
Just the way we should.

**Jeremiah Was Sad All Day** (Tune: “Jimmy Crack Corn”)  
**(Verses to add to last week’s Jeremiah song)**  
A linen belt Jeremiah did wear,  
"God will punish, I declare!"  
Babylon soldiers from the east,  
There would be no peace!

Stop sliding back to foreign gods. (Sing 3 times)  
Learn to love God’s Word.

**The B-I-B-L-E**









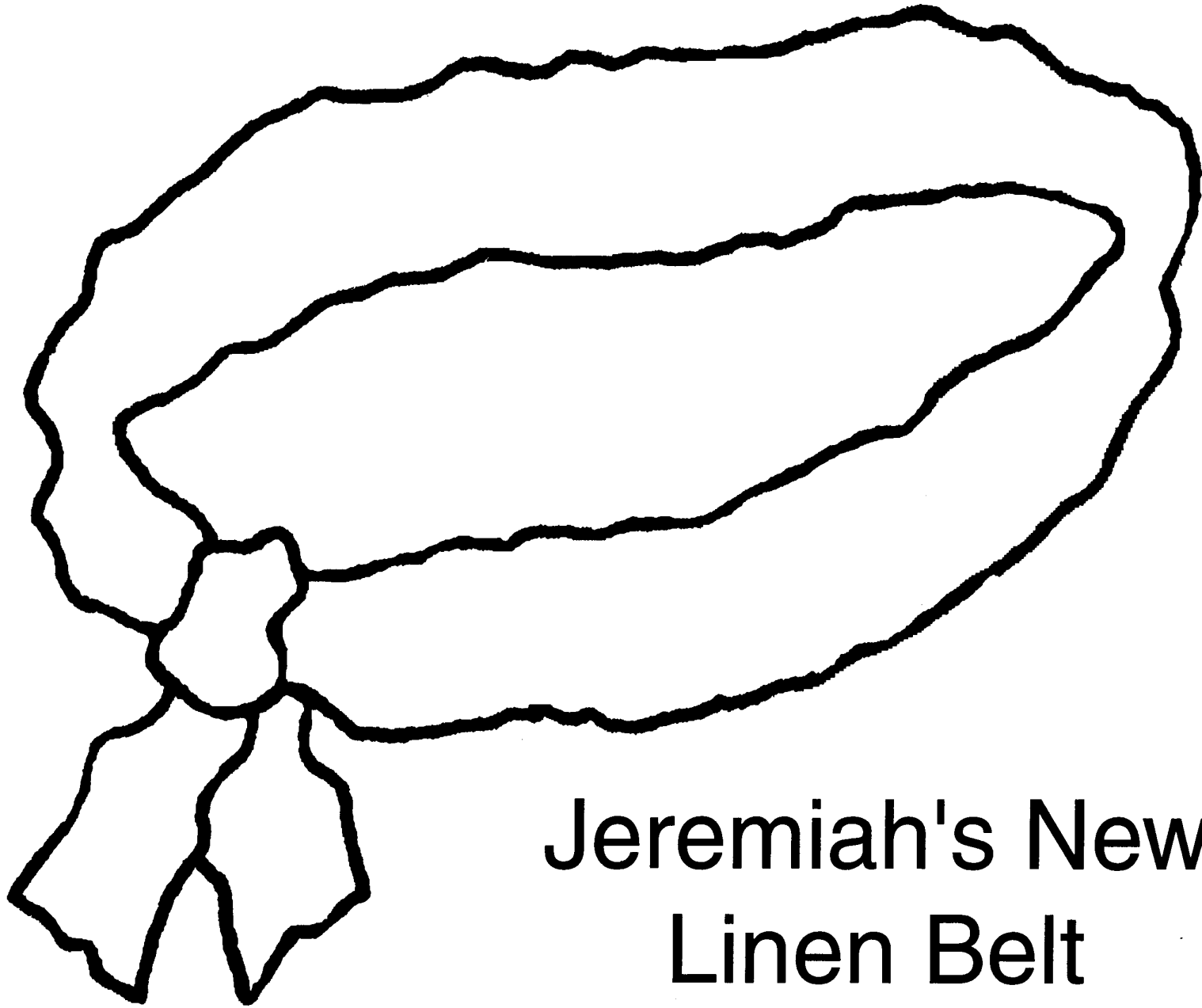
## Took:

- KNOW and DO:** We know God is always righteous and His ways are right. We do want to change to His righteous ways. As you are talking about God's ways being right, tear a long piece of "linen" fabric to make a narrow belt. Each child will receive a "belt" to tie around his or her waist. Let the children try to tie them on their own as you tear the fabric for the next child. When belts are tied correctly, they stay close to us and have a good purpose. If they come untied and fall in a mud puddle, they get ruined and we can't use them any more. Let's remember to stay close to God by changing to God's right ways this week. Obeying parents is one of God's right ways. Each time your parent asks you to pick up your toys, run get your "Jeremiah" belt and obey quickly. Each time your parent asks you to get your pajamas on, go get your "Jeremiah" belt and obey quickly, with a smile. We want to learn to obey quickly.
- Right Ways Coupons: (3JER20PKGF6)** Let the children color the right ways coupons and put them into their baskets. The handle for the basket can be torn from old linen or other fabric. Staple the handle to the bottom of the basket. Read the words on the pieces of paper and have the children think of a time their mom or dad asked them to do what was on the paper. See if any of them have a story to share. Young children won't use many words to tell you, but they can hold up the piece of paper that shows a time they did what was on the paper. Be sure the children understand that these are God's right ways for young children.
- Basket of Aim Questions:** Put the Aim Questions into a fabric basket made from "linen." Let the children take turns choosing a question for you to read to the class. Then have the children turn to an adult helper and tell that adult what they remember from the story. There may be a shy child or two in your class who don't feel comfortable sharing in a large group. Small groups of people may be safer emotionally. Each time a child remembers something about the lesson, sing the song, "Change Your Ways."
- "I Want to Change" Coloring Page: (3JER20PKGF7 & 3JER20PKGF8)** Let the children color the picture of an obedient Israelite who is taking time to learn God's right ways. Place a GF8 scroll sticker in his hands to show he is listening to God. Then place a GF8 Bible sticker somewhere on the page to show how we know what is right and what is wrong. For the children who finish coloring quickly, let them tape or glue a small cloth strip onto the headband. Children can tear bits of green construction paper and glue it on for grass. Of course, they will want to draw a sun in the sky.
- Jeremiah Review Path: (3JER20PKGF9 & 3JER20PKGF10)** For the next six weeks of our Jeremiah study, we will use a Jeremiah Review Path and stickers to talk with the children about the day's lesson and former Jeremiah lessons. Ask the Children's Department for the large laminated poster board that has the Jeremiah Path we will be using each week. Today, place the sticker of the "Punishment Pot" tilting toward Jerusalem. See the GF9 page to find out where to put the stickers. Remind the children that God gave Jeremiah a vision of how He would have to punish the Israelites for continuing to do wrong things. Let one of the children add the stickers of the new and ruined linen belts in the appropriate place on the path. Talk with the children about trying our best to learn and do God's right ways. Each week a new sticker will be added as a review.


# People Center Playing Cards

Copy on cardstock and cut apart the heart and circle playing cards.





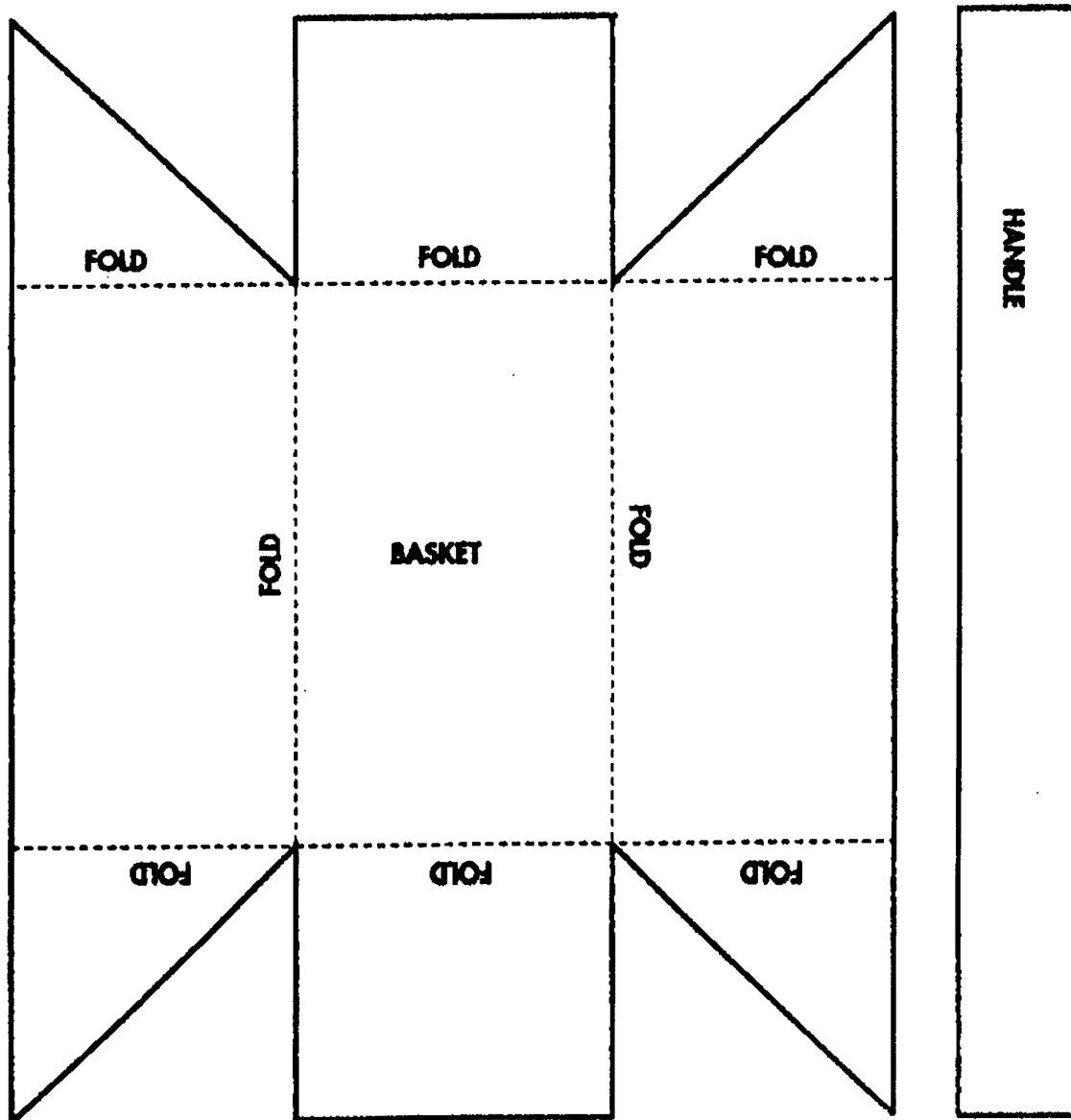
# Jeremiah's New Linen Belt



# Jeremiah's Useless Linen Belt

# Choosing the Right Way Basket

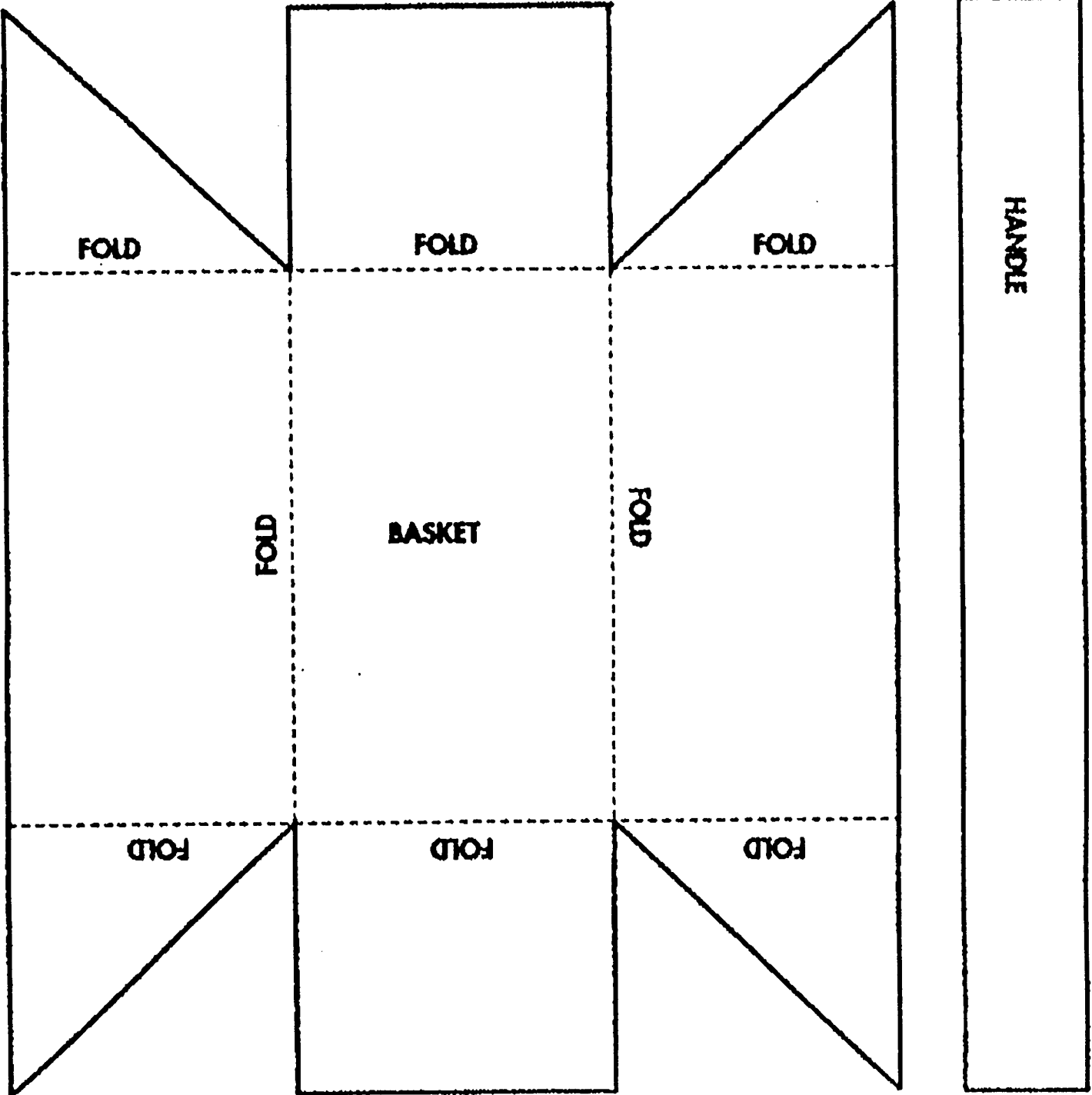
Double the size of the basket, handle and "I want to change" strip. Copy one set per child on cardstock.  
Fold as directed. Use fabric for the handle, if possible.



Sample basket

I want to change  
to God's right ways.

I want to change  
to God's right ways.



## Linen Belt Spinner Craft Center

For each child, cut one Figure A circle and one Figure B circle from cardstock. Glue the two circles back to back so that there is a new belt on one side and a ruined belt on the other. Punch a hole in each side of the circles. Help children thread a rubber band through each hole. Pull each rubber band through itself and tighten the rubber band until firmly fastened to the circle. Let the children color their belts. Show them how to put their forefinger and middle finger of each hand through the rubber bands and wind the circles tightly, using the thumb and middle finger of each hand. When the children let go, the circles will spin.

Figure A

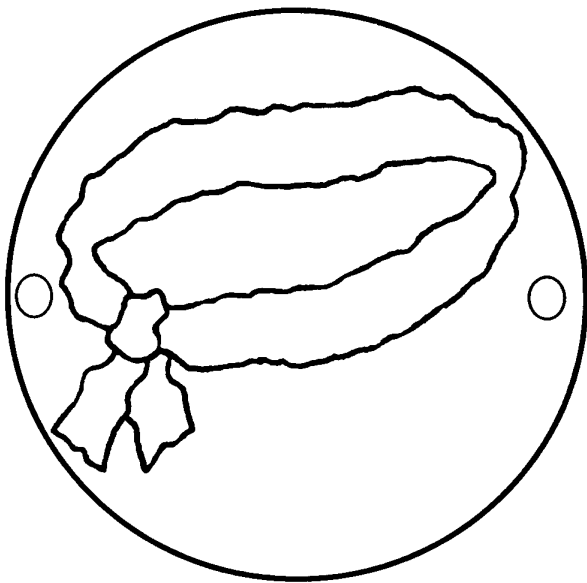
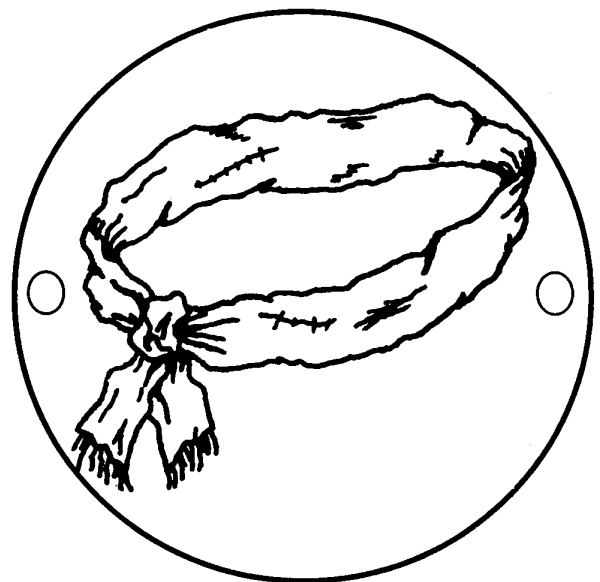
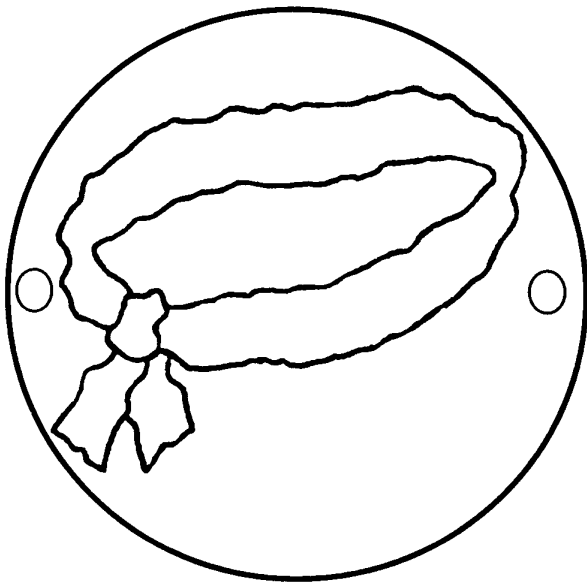
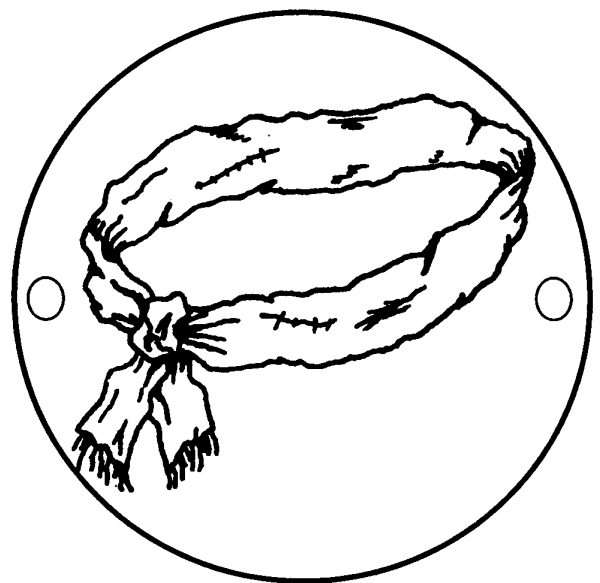







Figure B














Copy one set of coupons per child. Cut out the coupons and staple them together on the left side to make a coupon book. The children give the coupons to their parents to show the right things they want to do.



The Israelites should change to God's righteous ways.



Copy and cut one scroll and one Bible per child.  
The children will glue or tape them to the 3JER20ECGF7 coloring page.



# Jeremiah's Review Path

