

January 19, 1997

Jeremiah 1-12

4's, 5's & K

3JER19PK

We Must Change to God's Righteous Ways!

Materials I Need:

Memory Work:

The Prophet - *Jeremiah*

The Principle - *We must change to God's righteous ways.*

The People - *Israelites living around Jerusalem*

God's Attribute - *God's righteousness does not change.*

Aim Questions:

1. What prophet told the Israelites living around Jerusalem that God is the just and fair Judge who would punish the proud people of Jerusalem? (Zephaniah)
2. When Habakkuk saw the wrong things the Israelites were doing, who did he say was the only one who could correct them? (God)
3. Who was the prophet we learned about today? (Jeremiah. We might call him "Jer-Oh-My-a.")
4. What did God ask Jeremiah to "see?" (A boiling pot, tilted toward Jerusalem)
5. What did the vision of the boiling pot mean that God was going to pour on the Israelites? (Punishment)
6. What were the Israelites doing that was not righteous and needed to be punished? (They loved idols and lies instead of God's righteous ways.)

 Hook:

"The Prophet Jeremiah" Center: (3JER19PKGF1) Have the children's workers add a long yarn hanger to the GF1 picture of Jeremiah. The yarn length should be such that the picture will hang around the children's necks safely. You will only need one completed craft; it will be transferred from child to child. Also, place masking tape trails on the floor. Choose a child to be leader and play a "Follow the Leader on the Trails" game. The leader is chosen by hanging the picture of Jeremiah around the neck. The teacher leads first. Lead the children in forwards and backwards walking, skipping, and crawling on the masking tape trail. After you have led for awhile, choose one of the children to be leader. Before you play, have the children point to the picture of Jeremiah and say his name. Jeremiah was a prophet from God. Ask, "What is a prophet?" Say, "I wonder why he is sad?"

"Jerusalem" Center: Let the children build "Jerusalem" with Legos or building blocks. Be sure and make the temple church, the king's palaces and some houses. Talk about the good kings and bad kings who have ruled in Jerusalem. Build these buildings, or place them later, inside a large tub so that during the Look time, water can be poured on Jerusalem from the "punishment pot."

Swords for Punishment Center: Let the children make small swords from tin foil. These can be small (toothpick size) or large. The swords can be made by simply rolling up foil into a sword shape or the children can add a handle by twisting another piece of foil around the first. Talk about the kind of punishment God would be sending to Jerusalem if the Israelites didn't start obeying God's Word. The children can make several "swords" and put them in the "Punishment Pot" to be used as a Presentation Idea or to be added to their Look "Boiling Pot Craft Center."

"The Funny Idol" Center: (3JER19PKGF3) Let the children color the picture of the funny looking idol, Baal. The idol has a funny sounding name, too. Don't mention how Baal fits into the story yet. Just discuss its various features. The prophets have been telling us that it is wrong to pray and worship idols. Make an altar for Baal by using large blocks. Let the children place their Baal pictures on the altar to be used during the Bible Adventure.

Tracing and Drawing Center: Tear off two large pieces of butcher paper, which is located at the Children's Table. Trace around two children whose bodies are in identical positions as they are being traced. Let the class fill up the person with black lips and figures representing idols. Fill up the other one with hearts and Bibles. Provide markers for the children to draw these things. Talk about what we fill up with, either lying lips and worshipping idols or clean hearts and words from the Bible. These tracings will be used during the Puzzle Activity Center in the Look section of the morning.

"Who Is God?" Center: (3JER19PKGF2 & 3JER19PKGF4) Follow the instructions on the GF2 page. Tape the GF4 picture representing God's righteousness on the wall a few feet above the floor. Have the children take turns answering some questions about God's righteousness and doing the following activity that will relate to today's story. First, ask what the word "righteousness" means. You will probably have to remind them that the word means, "God's ways are always right." Point to the GF4 picture of Jesus on His throne. He shines with God's righteousness. Attach the clothespin with the picture of the Israelites to the yarn below the picture. Then ask another question about what you just did. "What happened when the Israelites were being proud and selfish like Habakkuk said last week?" Move the clothespin down the yarn and attach it a little lower. "They were moving away from God's righteousness." Ask, "Did God's righteousness move?" Point to the picture. "No! God's right way stayed the same. His way is the best!" Then place a gold star on one of the lines in the drawing representing God's shining righteousness. Repeat the whole question process for each child. Let them answer the questions, move the clothespin down the yarn and attach a gold star to the picture around Jesus' face.



Book:

Presentation Ideas -

Have two adult helpers sing the "Oh, Change Your Ways" song before or after the Bible Adventure.

Use the large story pictures available from the Children's Table. The packet has pictures of angry Israelites, families from Bible times as well as one or two more modern pictures you can use when making the application to today's family.

Have your Bible on your lap ready to show the children the book of Jeremiah. You are not making up the words in the story; you are sharing God's truth!

(3JER19PKGF5 & 3JER19PKGF6) Use an enlarged GF6 figure of a person on poster board, covered with clear plastic or Contact paper. While telling of the Israelites' obedience at the top of the slide, place the GF5 pictures of the white heart and the scroll onto the figure. When speaking of Israel's disobedience, replace the heart and scroll with the ear muffs and idol pictures.

Ask for the trophies that you have been using to represent idols.

Bring a pot on which has been written "Punishment Pot." The children could have put the swords they made during Hook time into the pot. Pour out the "punishment" on Jerusalem to show Jeremiah's prophecy.

Show a completed butterfly craft when speaking of how God changes us.

Bible Adventure -

Review: Last week we learned about a prophet named Habakkuk who became more and more sad as he watched the Israelites sliding down the wrong path. He wondered why God would let them keep being proud and selfish. Habakkuk talked to God when he was sad or when he had questions. God answered Habakkuk and said, "I am just. I have not changed what is right and what is wrong. I am going to punish the Israelites for their sins. I am going to send the Babylonians to destroy Jerusalem." This made Habakkuk sad and afraid, but He trusted God to know what was best. You, too can trust God to know what is best when you don't get to do the same things your friend gets to do or when the bully never gets caught. God always knows what is best for us and He always does what is best for us. He is right, just and fair.

About the same time Habakkuk was prophesying, God chose another prophet to give His words to the Israelites living near Jerusalem. God wanted this new prophet to continue warning the Israelites that punishment was coming. This prophet's name was Jeremiah. "Jerry-Oh, my-a," we might call him because he felt like saying "Oh, My!" all the time. When he would see the Israelites carrying out their wicked, greedy thoughts, Jeremiah would think, "Oh, My!" When he heard the false prophets lie and tell the people they were all right when they were coveting and stealing, he felt like saying, "Oh, My!" When the people worshipped wooden statue idols, he said, "Oh, My!" Jeremiah...Jer-Oh, My-a!

God said to Jeremiah, "I want you to be my prophet." Jeremiah didn't feel like he could speak like a prophet, so he said, "Ah, Sovereign Lord." Sovereign means the boss, the one who decides, the one in charge. Jeremiah said, "Ah, Sovereign Lord, I do not know how to speak. I am like a child." God said, "Don't be afraid, Jeremiah. I am with you." Then the Lord reached out and touched Jeremiah's mouth and said, "Now, I have put my words in your mouth." Jeremiah let God change him so that he could speak for God. Jeremiah spoke God's words and we have those words right here in the Bible. (Show the pages in your Bible and let them see the name, Jeremiah.)

The Lord said to Jeremiah, "What do you see, Jeremiah?" Jeremiah looked and said, "I see a boiling pot, tilting away from the north toward Jerusalem." (Show picture of a tilting pot.) The Lord said, "That is right. As the pot is pouring out boiling hot water, so I will pour out my punishment on Jerusalem and all the Israelite towns around Jerusalem. I have not changed what is right and what is wrong. I am just and will punish them. Don't be afraid to tell the people this will happen, Jeremiah. They will not want to hear and they will fight against you, but I am with you and will help you be strong."

Jeremiah did what God asked him to do. He knew he wouldn't be popular. People weren't going to like hearing what he had to say but it was more important to obey God and please Him. Are you ever in a situation like that? Are you ever tempted to do wrong because that is what your friends are doing? Is it hard to do the right thing when it is different from what your friends are doing? It was hard for Jeremiah but he knew the right thing to do and God was his helper.

If you had seen Jeremiah at this time, you would have seen a happy face and a sad face. He was happy to do right and speak for God. He was sad to see how bad the people had become. Their parents had obeyed God but they didn't want to. They were sliding back to sinful ways. It was as if they were going backwards. They were building altars and worshipping idols again. Jeremiah was in tears night and day because the Israelites were still lying with their lips and praying to idols rather than to the true God. (See presentation ideas.) They would wash with soap and try to be clean but their hearts weren't clean because they continued to do wrong. They were like wild children running here and there. They would say to a piece of wood, "You are my father." They would say to a stone, "You gave me birth." (1:27)

God said to these Israelites through Jeremiah, "Do you forget to put on clothes in the morning? No. Why have you forgotten Me? You should be ashamed of what you do, but you aren't. Confess your sin

and return to Me. I thought you would call Me "Father," but you have turned away from Me. You are sliding backwards, deeper into your sin and I want to help you." (3:3,9,14,19,22)

God wants us to go forward with Him, not backwards away from Him. God wants us to remember putting on His righteousness as much as we remember to put on clothes in the morning. He wants us to use our lips to tell the truth and not lies. God gave us the Bible to tell us how He wants us to worship Him. He is our helper to change into righteousness. (Use Presentation Idea and at this time remove the black lips and idols and replace them with hearts and Bibles.)

God could change the Israelites' hearts to righteousness. I am thinking of something in nature that changes, too, with God's help. Can you guess what I might be thinking of? Yes, it is the butterfly. First, it is a caterpillar, long and fuzzy, wiggling along. Then it stops and makes a cocoon to live in for a while. Then God changes the ugly caterpillar into a beautiful butterfly. God wanted to help the Israelites change into something beautiful because they were doing ugly things.

The Israelites living around Jerusalem listened to Jeremiah. Then they wanted to talk. What do you think they said back to him? They said, "Stop saying sad things! We don't like your words. We will not walk in the good, righteous way. (6:16b-17) We love our idols and we will keep on loving them. It's no use trying anymore." (2:25) Oh, my!

What a sad day! Israel was stubborn and rebellious. Israel chose to continue doing wrong rather than changing to God's right ways. Punishment was coming. God's punishment was coming like a boiling pot pouring from the north. Israel would be destroyed. The Israelites deserved God's punishment, didn't they? They didn't want to change and do right.

When you are told that 8:30 is your bedtime, do you continue to play and find excuses not to go to bed? Do you go to bed and then leave your light on and play when you are told the lights are to be off? Do your dad and mom warn you of punishment if you don't obey? That is just what these Israelites were doing. They didn't believe God would punish them.

Next week we will hear more about these stubborn people who closed their ears to Jeremiah. Prophets always told the truth even if people didn't want to hear.

Prayer: Dear God, thank You for giving us the Bible so we can know what is right. You are righteous and good. Your ways never change. Please help me do what is right with a clean heart. I want to walk in your good and right way. I don't want to lie or have wrong thoughts and actions. I want to do right. Help me, please. In Jesus name, Amen.



Look:




Boiling Pot Craft Center: (3JER19PKGF7 & 3JER19PKGF2) Have the children color the picture of the pot like the one Jeremiah saw. Glue cotton balls above the pot to look like steam coming from the hot water. Have the children's workers cut out the 2-inch square pictures of the Israelites, using the GF2 picture. Hold up one of the Israelite pictures and ask, "Where would the Israelites end up if they disobeyed? Inside the hot pot or outside?" Move the picture you are holding inside the pot and out to illustrate the two choices. The Israelites would be in hot water! Glue the picture inside the boiling pot.





Boiling Pot Activity Center: Ask one child to tell you one wrong thing that the Israelites were doing. When the child answers, he can pour water on the Jerusalem made from blocks during the Hook "Jerusalem" center time. Water is poured from the "punishment pot"--any pot brought from home. As the child pours, the children can all say, "Change to God's righteous ways or you will be punished!" Continue with more children giving more wrongs.




"Sliding Toward Wrong Ways" Worksheet: (3JER19PKGF6) As you talk about the things the Israelites were doing wrong, glue them to the person on the page. The ear muffs represent closing our ears to God's words. After the children have drawn a sad face and clothes on the person, let them slide their "Israelites" down the plastic slide toward the mud at the bottom. As each child slides their picture, all the children can say, "Change to God's righteous ways!"


 **Butterfly Craft Center: (3JER19PKGF8)** God wanted to change the Israelites to His righteous ways. He would be their Helper. The example of the butterfly was given in our story. Make the butterfly crafts according to the model and directions. You could also simplify this craft by having copies of the butterfly picture made. Let the children cut out the pictures and decorate with glitter. Staple the decorated picture to a paper headband. The hat reminds us of today's Bible Adventure.


 **Bean Bag Relay:** Using two teams of children, give the first team in each line a bean bag to toss backwards between their legs to the next person in line. As the person passes the bean bag, he or she says something simple, such as "idols." The last person in line runs to the front and restarts the game. When the original first person returns to the front of the line, the game is over. Talk about how it is harder to toss a bean bag backwards than tossing it forwards. The Israelites were going to be punished because they chose to slide backwards, away from God's righteousness.

 **Quiet Time:** Have the children lie on the floor. Bring a large blanket from home. Ask them to look up at the picture of the Lord Jesus on God's throne. This action should quiet the children as their minds are being engaged. Lie quietly for several minutes. Have the children think about God's unchanging righteousness. Even though the Israelites were disobeying Him, God's right ways and His righteousness did not change. Softly sing "Who Is Always Just and Fair?" or "I Will Change."

 **Puzzle Activity Center:** Use the tracings of the two children made during Hook time to make puzzles. Glue the two bodies together and cut them apart. Have the children put the puzzles back together. On one side of the puzzle is the one who doesn't want to change but continues doing wrong. On the other side is the happy person who does what God says is right.

Songs:

 **Oh, Change Your Ways** (Tune: "When the Saints Go Marching In")
Jeremiah (shaking his fist): Oh, change your ways, Oh, change your ways,
Oh, change your ways to worship God.
Disobedient Israelite (shaking his head): I will not change, I want to sin, I will take my punishment.


 **Jeremiah Was Sad All Day** (Tune: Jimmy Crack Corn)
Jer-e-miah was sad all day
God's good words he had to say
The Israelites, they would not hear
Nor walk in God's right way.


Second Verse:

A boiling pot Jeremiah did see
Punishment was coming, wait and see!
Babylon soldiers from the east
There would be no peace!

Third Verse:

Stop running after foreign gods (Sing 3 times)
Learn to love God's Word.


 **I Will Change** (Tune: "I Will Trust and Not Be Afraid")
I will change, I will change, I will change to God's right ways.
I will change, I will change to God's right ways.

 **Who Is Always Just and Fair** (Tune: "London Bridge")
Who is always just and fair, just and fair, just and fair?
Who is always just and fair? God, my Savior.


I want to be just and fair, just and fair, just and fair.
I want to be just and fair, just like God.





Took:


 **KNOW and DO:** "We know God is always right in His ways. We do want to change to His righteous ways." Talk with the children about how in this classroom, you as the teacher are in charge. Give an

example of what can happen when children don't listen to the teacher. (Maybe you had an example from the morning.) You could show an example of a craft that didn't get done or one that is wrecked. In our class, we don't pour punishment from a pot on children who won't listen and obey, but now we know from Jeremiah how important God says it is to change to God's right ways. Sing "I Will Change" or repeat the third verse of GF8 finger play.

 **Boiling Pot Craft Center: (3JER19PKGF7)** Let the children cut out the picture of the boiling pot that has been drawn on construction paper. With a paper fastener, let the children attach it to another full-sized sheet of construction paper. The pot will be movable and can tilt toward Jerusalem with God's punishment. Designate Jerusalem by putting a heart or a picture of the Israelites in the lower left corner of the page. Let the children glue GF5 pictures (reduced size) around Jerusalem as you talk about the Israelites' lying lips, Baal worship, dirty hearts and closed ears. As the children tilt the "punishment pot" toward Jerusalem, have them say, "Change to God's right ways!" Pray for each other to change to God's right ways.


 **Jeremiah Map Review: (3JER19PKGF9 & 3JER19PKGF2)** Each week of the Jeremiah study, God gives the Israelites living around Jerusalem a different visual aid, or symbol, to describe the punishment that would be coming from the Babylonians. There is a poster-sized laminated path to which new stickers will be added each week. This week, however, we will review with the map we have been using in previous lessons. Let the children glue one of the small GF2 pictures of the Israelites over Jerusalem. Match the heart on the map with the heart around the Israelites. Glue a small picture of King Nebuchadnezzar on Babylon. Match the circle around the king with the circle on the map. Talk about the "Punishment Pot" vision God gave Jeremiah. God wanted the Israelites to change their ways to His right ways.

 **Memory Work Review Puzzle: (3JER19PKGF10)** Glue the picture of the Babylonian King Nebuchadnezzar on the back of the boiling pot picture that symbolizes God's warning of punishment. Use thick paper so the picture doesn't show through the back. Cut the picture into wide strips and let the children put the puzzle together. Talk about what the visual aid means as the children put the puzzle together. God is asking the Israelites to change to His right ways. Turn the puzzle over and see whom God will use to punish the Israelites if they won't listen.

 **Sinking the Baal Picture: (3JER19PKGF3)** Fill a dish pan-sized container with water. Seat the children in the story circle and place the container of water in the middle on a blue tarp. Set the guidelines clearly so there won't be a mess made with the water. Give each child a small picture of the Baal idol. Place a picture of the Baal idol on top of the water. God told the Israelites to stop worshipping and praying to Baal. What the Israelites should have done was obey God. They should have sunk the idols in the river, destroying them. Show the children one of the trophies available from the Children's Department that you have been using to represent idols. Place the trophy idol on top of the picture and sink the paper picture to the bottom of the container. Ask if any of the children would like to sink their idol pictures, and do so, one child at a time.

Jeremiah Memory Work Review

Glue the pictures back to back, using thick paper so the picture doesn't show through the back.
Cut the picture puzzle into wide strips and let the children put the puzzle together.



Puzzle Side 1

Puzzle Side 2




**Israelites living
around
Jerusalem**

**Pictures of King
Nebuchadnezzar
that can be used for
the Took map review**



**Pictures of Israelites
that can be used for
the Took map review**



**Picture of the
Lord Our
Righteousness**




Yarn-several feet long



**Clothespin with picture
of Israelites
taped to it**

**Move the
clothespin
up toward
the Lord or
down away
from the Lord**



**Picture of Israelites
that can be attached
to the clothespin for
the Hook "Who is God?"
Center**




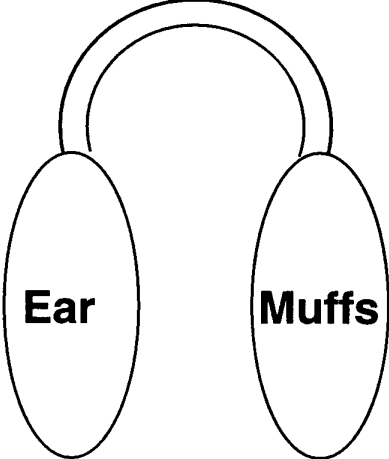

Idol Baal

Lord Our Righteousness




Jeremiah knew a name for the Savior.


Presentation Idea Figures



This Israelite is holding on to things that make him slide backwards away from God.
Draw a slide behind him and the wrong things he didn't want to change.
Add the things that will make him go forwards toward God's righteous ways.



Jeremiah warned the Israelites that punishment would be poured out on Jerusalem.



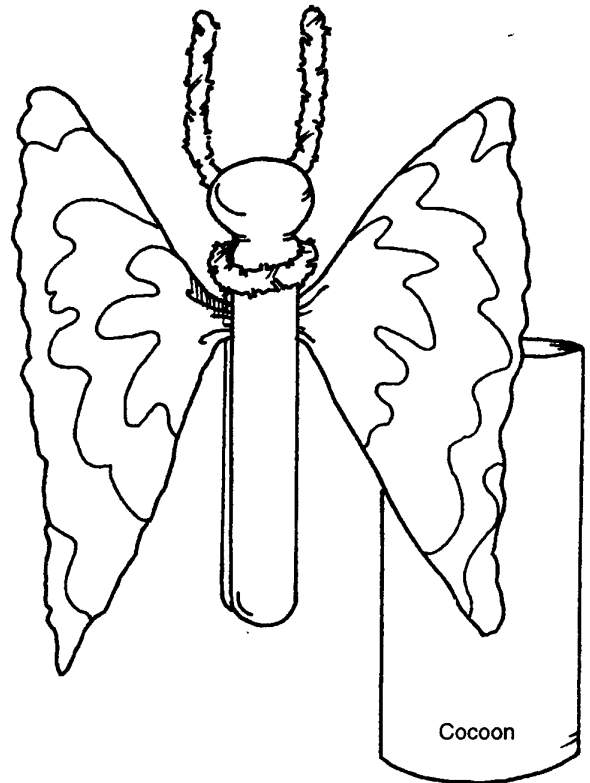
"God Changes Us" Craft Center

Supplies Needed:

Coffee filters, scissors, newspaper, washable ink markers, water, spray bottles, clothespins with round heads, tacky craft glue, black chenille wire (pipe cleaner), and empty bathroom tissue tubes.

Directions:

1. Before class cut chenille wire into a 4-inch length for each child.
2. Cover the table with newspaper.
3. Give each child a coffee filter. Encourage children to color their filters with colorful markers. Then show children how to lightly mist the filters with water.
4. Set out tacky craft glue. Give each child a clothespin. Help put spots of glue on the inside of the clothespins.
5. Gather the filters, then slide them into the clothespins. Arrange the wings of the newly formed "butterflies."
6. Wrap chenille wires around the butterflies to create antennae.
7. Push the butterflies inside the cardboard tubes. Let children gently pull the butterflies out of the "cocoon."



Butterfly Finger Play

(First Verse)

Once it was a wiggly worm
That crawled upon the ground. (Wiggle your index finger)
Then one day I searched for it,
But it could not be found. (Shake head)
I only found a little tube (Hold cocoon)
And I left it quite alone.
Mom said this had become
My caterpillar's home.

(Second Verse)

I waited for a long, long time.
I peeked in every day. (Peek in cocoon tube)
I discovered his little home
No longer looked this way. (Hold cocoon up)
His home had changed
And in its place
I saw, with my own eyes,
A little shell
And my new friend--
Surprise! A butterfly! (Push the butterfly out of its cocoon)

(Third Verse)

Once I had a dirty heart
My lips were dirty too.
I lived like this caterpillar
So ugly--what to do?
The prophets said the Savior
Would come and make me clean
And now I know He changed me
I'm beautiful within.

God will pour punishment on Jerusalem if they keep loving idols.

