

**Memory Verse:**

Two- and three-year-old verse: James 1:22: Do not merely listen to the Word. . . Do what it says.  
Four- and five-year-old verse: James 4:6: God opposes the proud, but gives grace to the humble.

**Aim Questions for 2's & 3's:**

1. **When someone hurts you or grabs a toy from you, should you hurt or grab back?** *(No. God wants us to be patient with people who hurt us.)*
2. **Does God help us learn to be patient?** *(Yes. We must learn patience.)*
3. **Does God want us to pray to Him for patience and ask our parents to pray for us to be patient?** *(Yes. God promises to give us what we need.)*
4. **Should you listen to the Bible and then do what He says?** *(Yes. Say the James 1:22 memory verse.)*

**Aim Questions for 4's, 5's & K:**

1. **What does James say we should do when someone hurts or wrongs us?** *(Patiently wait for God to make things right.)*
2. **How long does James say we have to patiently wait for God to make things right?** *(God asks us to wait a long time, just as a farmer waits patiently for his crops to grow.)*
3. **What should we do if we get discouraged or sick?** *(James tells us to pray for each other and even ask the elders to pray for us.)*
4. **What does God say about proud people who fight back and humble people who patiently wait and pray?** *(Say the James 4:6 memory verse.)*
5. **Should you listen to the Bible and then do what God says?** *(Yes. Say the James 1:22 memory verse.)*

**Key for symbols:**

- This box symbol represents ideas that can be used for two-year-olds through kindergarten. Please remember to slow down the pace for two-year-olds and keep the pace moving for five-year-olds.
- ② This symbol represents ideas that are best used for two- and three-year-olds.
- ④ This symbol represents ideas that are best used for four-year-olds through kindergarten.

**Background Information for Teachers**  
**James 5: The Tests of Patience & Prayer**

**Synopsis**

James began his letter with an exhortation for these persecuted Christians to endure through hardships with Christ-like joy (1:2-18). Now, like a pair of bookends, he closes his book with a repeated exhortation for his readers to endure through their sufferings and trials with Christ-like patience.

Throughout the book, James makes reference to the wealthy and rich (cf. 2:2-3; 4:13-17). Biblically speaking, there is nothing wrong with money at all. But money can tempt people into thinking that they do not need God in their lives. When this happens, money can be used for sinful and evil purposes.

**(Background Information, continued)**

Apparently, those who were rich during this time were persecuting Christians, who for the most part, tended to be poor. The rich dragged them into the courts for social and economic exploitation.

James focuses upon both those who were in the church as professing believers and those outside the church. He lets them know that they will suffer the righteous judgment of God and that their riches will not last forever (5:1-3). This is similar to what Jesus says in Matthew 6:19, "Do not store up for yourselves treasures on earth, where moth and rust destroy, and where thieves break in and steal." Riches will inevitably rot and will not last! Therefore, to place one's trust in them is to make the same foolish mistake that these wealthy people had made. James continues and condemns them for being oppressive and using their wealth for their own evil and selfish gains (5:4). In the end, their luxurious lives will come to a shocking end as they face the judgment of God (5:5).

### **The Test of Patience (5:7-11)**

It was under these conditions which James described that Christians lived. Obviously, it could have been very easy to lose patience and retaliate against injustice in a sinful manner. James now shifts his attention to the believers in the church and calls them to remain patient (5:7).

The word patience literally means, "to suffer for a long time." It's where we get the word "long-suffering." It describes a person who can bear injustice and wrongs done against him or her. The perfect picture is of our Lord and Savior Jesus Christ, who "endured the cross" and did not retaliate, even though He had every right to! James encourages these suffering saints to remain patient in the face of oppression and injustice.

The reason why believers can be patient is because of the coming of the Lord (5:7-8). Knowing that Christ is coming soon will quench any angry resentment and desire to strike back. For when He returns, He will judge all men and will right all the wrongs done to His children by sinful men. Therefore, true Christians can and will endure mistreatment as another fruit of their genuine faith.

To illustrate his point, James uses two pictures. The first is of a farmer who waits for the fruits of the harvest. He must patiently wait through the early and late rains before he can enjoy them (5:7). This is like the Christian who patiently waits for the coming of the Lord knowing that when He returns, He will reward the righteous and judge the wicked.

The second illustration James gives is that of Job (5:11). Job suffered incredibly, but in the end, God rewarded him with a greater understanding of Himself and proved that He is a God of compassion and mercy. This too should be the response of the believer in the midst of unjust persecution. We should patiently endure, trusting in the compassion and mercy of our faithful God!

Patience is a mark of genuine faith because it is a fruit of the Spirit (cf. Gal. 5:22). As a result, when we are wrongly afflicted, we are not to retaliate, seek vengeance, or strike back. Instead, we are to patiently endure the hostility and trust in our loving God to right all wrongs when He returns.

### **The Test of Prayer (5:12-20)**

The second test that James gives is that of prayer. Those who are under the stress and pressures of suffering and persecution are called to pray and to call for the prayer support of the godly elders of the church. James realizes that they were physically weakened by the harsh treatment of the unbelievers. Some were even killed (cf. 5:6). James advises that those who are physically sick should call for the elders of the church to come and to pray for them (5:14). If a person had committed any wrongs, they should also confess their sins as well (5:15).

God promises us that confessing our sins to one another brings spiritual healing to the hurting soul (5:16). Sin, though, wants to remain hidden, yet the Lord desires for us to be honest and accountable so

that we can gain the prayer support of righteous men and women (5:16). When godly and righteous people pray on our behalf, there will be spiritual restoration.

James gives the example of Elijah who prayed that it wouldn't rain (cf. 1 Kgs. 17:1; 18:1). The Lord answered his prayer and it didn't rain for three years! Then Elijah prayed again, but this time for rain, and the sky poured down rain (5:17-18). This happened to Elijah, a man just like you and me!

(Background Information, continued)

Prayer is a great comfort for us when we are physically sick as well as spiritually sick. We can go to the Lord for physical healing, and if He chooses for us to be well, we can give Him the thanks for answered prayer. We can also go to Him for spiritual healing and restoration. By confessing our sins to the Lord and to others for their prayer support, we will be healed in the heart!

### **Application:**

#### **Be Patient When Wronged**

Have you ever felt like striking back at someone when they've wronged or hurt you? This is probably a common response that we can be tempted to have. Instead of being patient with those around us, we can lose patience and allow our hurt feelings to determine the way we treat them in return.

James wants us to know that God's will for His children in these kinds of situations is for us to be patient and to trust in His judgment when Christ returns. If Jesus has died for the sins of Christians, then when a Christian hurts us, we can forgive him because Christ has forgiven him already! And if Jesus is going to punish the sins of unbelievers, then when non-Christians hurt us, we can trust in Christ's justice for their lives when He returns.

This is always better than trying to take matters into our own hands. So next time someone hurts you, don't strike back! Be patient for the Lord and know that He is faithful and will strengthen your heart to do what is right!

#### **Be Prayerful When Sick**

So often when we're sick, our first thought is to go see a doctor. This isn't wrong, but so often we can forget that God is the One who ultimately heals every disease and sickness our bodies have. Therefore, we should ask for prayer from godly people when we are physically hurting.

We should also go to the Lord when we are spiritually sick. He is the only One who can restore our hearts and forgive us of the unconfessed sin that needs to be brought out into the open. By confessing our sins to righteous people for them to pray on our behalf, we can be restored to fellowship with God.

### **Hook:**

**"Faith Works" Chant:** Have all the younger children who are wearing white shirts say, "Faith works!" or if they are older children, "True faith works to obey!" Then, ask the children who had breakfast, who have tongues in their mouths, etc., to say the same phrase. The goal is to remind the children that James says that true faith in Jesus works hard at obeying God. The teacher can show review pictures and have the children say, "Faith works at not showing favoritism, helping people who need food, saying helpful words, and not fighting." In today's lesson, we will learn that true faith works hard at patiently praying when we have been wronged or when we are sick.

**"Faith Works" Picture Center:** Scatter review pictures of the first four lessons of James on the table. Have the children choose a picture to color and take home. Stickers, glitter, and scraps of material with glue can also be made available for the children to decorate their pictures. Review the fact that true faith means we listen to God's words and do what they say (JAM01ECGF5). Talk about the word "favoritism" meaning that we are not to treat some people better than others (JAM02ECGF2). We are to help people who need food and clothes (JAM02ECGF3). We are to use kind and helpful words (JAM03ECGF2). In today's Bible Adventure, James continues to write that true faith works.

**Snack Preparation Center:** Materials needed: Fresh fruit, crackers, spreadable cheese, table knives, salad bowl, plate, vinyl tablecloth, and clean up towels. Have the children wash their hands and then help prepare a large bowl of fruit salad and crackers with cheese. Ask them to patiently wait and not take any bites of the food they are preparing. It will be served at snack time. Sometimes it is hard to wait for something that we think we will really like. But in the Bible Adventure we hear today, we'll learn that God has asked us to wait and be patient.

**Play Dough:** Make praying hand imprints in rolled-out play dough. We will learn today that we can get help from God to not be proud, to be humble like He wants us to be, and to be patient when someone is doing something wrong.

---

**"Farmers Planting Seeds" Center:** Materials needed: Four or five pots, potting soil, seeds (bean, radish, lettuce), watering can, drop cloth. (Or this could be a class project using one pot with everyone watching as the seeds are planted.) A farmer plants seeds in the spring and waits patiently all summer for them to grow. It will be fun to plant a few seeds and keep them in our classroom and watch them grow through the summer. We will need to water the seeds each week and give them plenty of sunlight. Just as we have to wait for our seeds to come up, today's Bible Adventure tells about the farmer who must wait patiently for God to give sun and rain so he will have a good crop.

**Waiting for the Garden: (JAM05ECGF6)** Bring small milk cartons with the tops cut off, one for each child. Bring packets of fast-growing seeds like carrots, radishes, grass, and lettuce. Let the children pack planting soil in their cartons. Teach the children to only put a few seeds into the soil. Add just a few drops of water. Use a permanent pen to write their names on each one. Copy the GF6 for each child that says, "Patiently Wait for God to Grow a Plant." Send the plants home with the children with instructions to patiently wait for God's work to be complete when growing a seed into a plant or something to eat.

**Interesting Item:** Bring something very different from home: an antique, a tool, a mechanical device, a kitchen appliance, a pet, or anything that will gain the interest of the children. Each child will get a chance to see, touch, feel, and smell the special item one at a time while the other children sit and wait patiently. If a child moves in and tries to take over, they will have to go to the end of the line and learn to wait longer. Patience is sometimes so very difficult.

**Patience Wrist Bands: (JAM05ECGF8)** The hands have a difficult time being patient, so the children can create bracelets to remind them to keep their hands from getting in trouble. Cut one GF8 bracelet for each child and let them decorate them as they wish. Point to the children's wrists throughout the morning whenever they need to be patient. Sing "Have Patience" as the children lift their wrists into the air.

**Match Game Review:** Discuss humility and pride while looking at pictures from last week's match game. Provide two or three match games for children to play in small groups. This week we will be talking about having patience--waiting for something to happen. There aren't enough games for all of us to play at once, so some of us will have to wait patiently for our turn.

**Patient March with Rhythm Sticks:** While singing "Have Patience" (see "Songs") and marching around the room, instruct children to stomp their right foot loudly on the floor every time they sing the word "patience." Use musical instruments or rhythm sticks and do the same.

**Birthday Center:** Let children prepare for a birthday party in a kitchen center. Find out who is having a birthday soon and pretend to celebrate several of them together. Discuss how we have to be patient and wait for our birthdays to come. Some have to wait for several months. It takes patience to wait for your birthday.

**Vacation Pictures:** Let children cut out of magazines pictures of places they would like to travel to see, like Disneyland, the ocean, or the zoo. Talk about having patience and sometimes waiting years to see something we want to see.

**Balloon Play:** Provide one large balloon for the children to play with. Divide the children into four teams and, one team at a time, their task is to keep the balloon in the air. Don't let it touch the floor. The other teams wait patiently while sitting on the floor and watching. Compliment them on their patience in waiting.

- Invite a Farmer:** Ask a farmer to come in and talk to the children after they plant their seeds. Let him discuss planting, waiting for God to bring rain, and patiently watching his crops grow. Have him bring different kinds of seeds and then the plants that grow from the seeds.



## Book:

### Presentation Ideas -

- Color and mount the **JAM05ECGF1, JAM05ECGF2, JAM05ECGF3, JAM05ECGF4, and JAM05ECGF5** pictures on construction paper. Show them as you tell the Bible Adventure. Save the pictures and use them for review throughout the year.
- Hand Motions for the Memory Verse:** “God opposes” (*put your hands up as though stopping someone from coming closer*) “the proud” (*put your nose in the air*) “but gives grace” (*beckon someone with your hands to come closer to you*) “to the humble” (*fold your hands and bow your head*).
- "God is Listening" Prayer:**
- |                                     |                       |
|-------------------------------------|-----------------------|
| God is listening, God is listening, | (Cup hand to ear.)    |
| To each word I say.                 | (Point to mouth.)     |
| He will hear me; He will hear me,   | (Point to heaven.)    |
| Every time I pray.                  | (Form praying hands.) |

### Bible Adventure for 2's & 3's-

(Show the review JAM01ECGF5 picture.) James tells us that true faith in Jesus works. True faith listens to God's words in the Bible and works hard to do what God says. (*Have the children say, "Faith works!"*)

(Show the review JAM02ECGF2 picture.) True faith from Jesus does not show favoritism to people with fancy clothes. (*Have the children say, "Faith works!"*)

(Show the review JAM02ECGF3 picture.) True faith helps people who need food and clothes. (*Have the children say, "Faith works!"*)

(Show the review JAM03ECGF2 picture.) True faith in Jesus fills our hearts and mouths with kind and helpful words, not fighting words. (*Have the children say, "Faith works!"*)

(Show the JAM05ECGF1 picture.) In this picture, a boy has grabbed another boy's truck from him and is playing with it. This boy is angry and tempted to grab the toy back. Should he ask for his toy back? Yes, he can ask politely. Should he fight to get the toy back if he has to? No. James says, "Don't fight with each other." James says to patiently wait when someone does something that makes you mad. (*Have the children say, "Be patient."*)

(Show the JAM05ECGF2 picture.) In this picture, one girl has hit another girl, and the girl is crying. Should the crying girl hit back? Should she say something mean? No. James says, "Don't fight. James says to patiently wait when someone hurts you. (*Have the children say, "Be patient."*)

God always punishes people who do bad, hurtful things, but James says that it may take a long time. We have to learn to be patient for a long time.

(Show the JAM05ECGF3 picture.) James says, "See how the farmer plants the seed in the soil and then waits and waits for the crop to grow? He patiently waits for the autumn rains and for the spring rains that will help the seeds grow. The farmer can't do anything to make the seeds sprout and the plants grow faster. The farmer must patiently wait for God to give him a good crop of food." We must patiently wait for God to punish the people who hurt us. (*Have the children say, "Be patient."*)

(Show the JAM05ECGF4 picture.) James said, "God gives us people to help us be patient while we are waiting." God gives us parents who pray for us and help us learn to be patient. God gives us elders in our church, and Bible School teachers, who pray for us and help us learn to be patient.

(Show the JAM05ECGF5 picture.) When we all pray for each other and help each other, it is easier to learn to be patient.

**Prayer:** Dear God, help me learn to be patient when I have been hurt. I want to patiently wait for You to make things right. In Jesus' name, Amen.

### Bible Adventure for 4's, 5's & K-

(Show the review JAM04ECGF1 picture.) James tells us that true faith in Jesus works hard not to quarrel or fight to get what we want. (Have the children say, "Faith works!") How did you do this week with quarreling and fighting? Did you get mad or fight if you didn't get what you wanted?

(Show the JAM05ECGF1 picture.) In this picture, a boy has grabbed another boy's truck from him and is playing with it. Can you tell what the owner of the toy is thinking by the look on his face? He's angry because it was wrong for the other boy to grab his toy away. Should he ask for his toy back? Yes, he can ask politely. He could say, "Please, could I have my truck back?" Should he fight to get the toy back if he has to? No. James says, "Don't grumble and fight with each other." James says to patiently wait for God to make things right. It takes a big patience and humility to wait for God to make things right. (Have the children say, "Patiently wait for God.")

(Show the JAM05ECGF2 picture.) In this picture, one girl has hit another girl, and the girl is crying. Should the crying girl hit back? Should she say something mean? No. James says, "Don't grumble and fight with each other. Humbly and patiently wait for God to make things right. It takes a big patience and humility to wait for God to make things right." (Have the children say, "Patiently wait for God.")

When we have been hurt by someone, or when someone has done something wrong to us, how long do we have to wait for God to punish them? God always punishes sin, but James says that it may take a long time.

(Show the JAM05ECGF3 picture.) James says, "See how the farmer plants the seed in the soil and then waits and waits for the crop to grow? He patiently waits for the autumn rains and for the spring rains that will help the seeds grow. The farmer can't do anything to make the seeds sprout and the plants grow faster. The farmer must patiently wait for God to give him a good crop of food." We must patiently wait for God to punish the people who hurt us.

Sometimes farmers grumble about not having enough rain, or having too much rain. James says, "Don't grumble at God and don't grumble against each other. Patiently wait for God to make things right."

(Show the JAM05ECGF4 picture.) James says, "If you are in trouble or sick, and you are getting discouraged while you are patiently waiting for God to help you, you can ask other people to pray for you." Maybe you have prayed and prayed for patience, but you are still being tempted to fight and quarrel to get what you want. Maybe you have been patient over and over when someone has hurt you, but you don't know how much longer you can be patient without hurting them back. Ask your parents, your Bible School teachers, or even the elders of the church to pray for you to be strong in patience. Admit it when you have been wrong by fighting, quarreling, or grumbling. Apologize and tell God you are sorry. Tell the person you have hurt that you are sorry.

(Show the JAM05ECGF5 picture.) James says that this is the way we can help each other in our church. We pray for each other to patiently wait for God to make things right when other people hurt us. Your Bible School teachers are in small groups of people who pray for each other. The elders are always there to pray for people who get discouraged and sick. We are all helping each other learn to patiently pray for God's help.

(Show the review JAM01ECGF5 picture.) James tells us that true faith in Jesus works. True faith listens to God's words in the Bible and works hard to do what God says. (Have the children say, "Faith works!")

(Show the review JAM02ECGF2 picture.) True faith from Jesus does not show favoritism to people with fancy clothes. (Have the children say, "Faith works!")

(Show the review JAM02ECGF3 picture.) True faith helps people who need food and clothes. (Have the children say, "Faith works!")

(Show the review JAM03ECGF2 picture.) True faith in Jesus fills our hearts and mouths with kind and helpful words, not fighting words. (Have the children say, "Faith works!")

(Show the JAM05ECGF4 picture again.) True faith patiently waits and prays for God to help us do the right thing when we have been hurt or when we are sick.

**Prayer:** Dear God, help me patiently wait for You to make things right when I have been hurt. I want to pray for other Christians, too. Help me be willing to let other people pray for me, too. In Jesus' name, Amen.



### Look:



**Memory Verse Review:** Say the memory verse several times and then put on the "Faith Works" tool belt and talk about the new tool of the week.

- Aim Questions:** Tape the questions to the back of the story pictures and ask each question as that picture is being shown.
- Snack:** If you prepared the fruit and crackers earlier, provide plates and plastic forks for the children during snack time.
- Elders Pray for Us:** Take your class into the foyer sometime during the morning so the children can look at the pictures on the wall of the pastors and elders. These church leaders pray for the people in our church and help us to learn to become patient. They are like our parents because they help teach us God's words so we can do what God says. Do you see someone you know in the pictures?
- Growing Season: (JAM05ECGF3)** Give each child a GF3 page and a few seeds. Let the children "plant" their seeds in the spring by gluing a few seeds to the ground. The children can pretend to water their seeds in the summer. Let the children glue pumpkin seeds or dried fruit on the autumn section of the page. Let the children eat a little, too. Talk about the patience it takes for a farmer to grow a crop. God wants us to have patience for a long time, too, as we wait for Him to help us.

- "Stop-Pray-Go" Door Hanger: (JAM05ECGF9)** Color the stop sign red, the yield sign yellow, and the green sign go. Discuss how God wants us to stop when we are tempted to hurt back, and wait and pray until we go on playing. When someone hurts us or makes us angry, we can stop, pray, and go, letting God make it right in His time. We should not try to get revenge or say mean things when we are hurt. Let the children glue colorful yarn around the signs.

- Bean Bag Activities:** Provide each child with a bean bag. Use the bean bags outside in a well defined play area. Today we learned that God grows the farmer's crop and the farmer is to wait patiently. We have some of the farmer's beans in our bags today and there are some fun things to do with bean bags. Each time you hear my signal (whistle, clap) you are to stop and listen for the next instruction. Depending upon the age of the children, try some of the following ideas with bean bags.
  - Put the bean bag on the ground. Jump forward over the bag. Jump backward. Forward and backward. Side to side.
  - Can you hop on one foot all the way around your bag?
  - Touch only your nose to your bean bag. Touch your knee. Touch your belly button.
  - Balance the bag on your head and walk around inside the play area.
  - Balance it on your arm, back. Can you walk with it between your knees? Under your chin?
  - Toss the bag up in the air and catch it with your hands. Keep your eyes on your bag while it is in the air.
  - Raise the bean bag high with one hand, let go and catch it with the other.
  - Pass the bean bag around your body from one hand to the other. How fast can you pass it without dropping it?
  - Using some of the ideas we tried today, take some time to practice something you would like to do.

- "Shake Your Sillies" Action Song:** Sing and act out the following verses:  
 Shake, shake, shake your sillies out. Shake, shake, shake your sillies out.  
 Shake, shake, shake your sillies out, and wiggle your waggles away.

Clap, clap, clap your crazies out. Clap, clap, clap your crazies out.  
 Clap, clap, clap your crazies out, and wiggle your waggles away.

Yawn, yawn, yawn your sleepies out. Yawn, yawn, yawn your sleepies out.  
 Yawn, yawn, yawn your sleepies out, and wiggle your waggles away.

Stomp, stomp, stomp your prideys out. *(Push your nose in the air.)*  
 Stomp, stomp, stomp your prideys out.  
 Stomp, stomp, stomp your prideys out, and wiggle your waggles away.

Slap, slap, slap your revenges out. *(Hit your hand on your opposite arm.)*  
 Slap, slap, slap your revenges out.  
 Slap, slap, slap your revenges out, and wiggle your waggles away.

Shake, shake, shake your sillies out. Shake, shake, shake your sillies out.  
Shake, shake, shake your sillies out, and wiggle your waggles away.

**☐ "Have Patience Freddy" Game:** Give each child a baseball cap to wear for this game. They are all going to be Freddy. Freddy is a baseball player. Tell his story and let the children act out each action appropriately while keeping their feet on their own piece of masking tape on the floor.

Freddy loved to play ball. He would run (run in place) and run to get in shape. He would swing (pretend to swing a bat) and swing to practice. He would throw and throw the ball trying to do better each time.

When game day came, he put on his uniform (pretend to get dressed). He put on his cap (take off and put on again). He tied his shoes. He took his turn at swinging the bat. He took his turn at throwing the ball. He took his turn at running after hitting the ball. He took his turn sitting on the bench (sit on floor) and waiting patiently for his turn.

Then someone looked at Freddy with a mad, angry face. That person hit Freddy in anger (grab upper arm). Did Freddy get angry back (look mad)? Did Freddy hit back (hit air)? What did Freddy do?

Freddy remembered the Bible story! Freddy quietly sat on the bench. He smiled. Freddy prayed, "God, help me be patient. I know that you will make things right in the end."

Freddy got another turn to swing the bat, throw the ball and run! Freddy got another turn at waiting patiently on the bench.

After waiting, Freddy got to swing the bat, swing the bat, throw, throw, run and run.

After the game, Freddy ran to the water fountain but someone else pushed him down so they could get a drink first. (Lay on the floor and then get up.) What did Freddy learn that he should do? Freddy didn't push and shove, but waited patiently for his turn, praying for his friends that weren't very nice. He asked God for patience until He made everything right in the end.

Freddy was a winner in God's eyes! Take your hats off and lift them high, saying, "Hurrah for patient Freddy!"

② **"Farmer Plows the Ground" Finger Play:** (Tune: "Here We Go 'Round the Mulberry Bush")

First the farmer plows the ground, (Drive a tractor and look over your shoulder.)

Plows the ground, plows the ground.

First the farmer plows the ground,

Then he plants the seeds.

This is the way he plants the seeds, (Children get in a crouched position.)  
So that they will grow.

This is the way he patiently prays, (Children on knees with folded hands.)  
While he waits for rain.

The rain and sun will help them grow, (Children slowly begin to rise.)  
Right up through the ground.

Now the farmer picks the beans, (Leader pretends to "pick" children.)  
And we have food to eat!

Repeat the last verse with a different vegetable.

② **"Raising Crops" Art Project: (JAM05ECGF7)** Materials needed: Copies of GF7 stems and leaves on colored paper, paper baking cups, crayons, glue. Provide each child with a page of stems and leaves. Have him color the leaves and then choose three colors of paper baking cups to glue onto the paper at the top end of each of the stems.

④ **Memory Verse Review:** Have the children repeat the James 4:6 memory verse several times, inserting a different word in place of the word "grace." Example: "God opposes the proud but gives obedience to the humble." Words to use could be "obedience, food, helpful words, patience."

④ **Teacher Role Play and Verse:** After acting out the following situations with a wrong response, act out the right response. Ask children to come up and stand beside the teacher with the right response. Say the memory verse together.  
Being hit by a friend who is angry.  
Talking back when instructed to do something you don't want to do.  
Having a toy taken from you.

Watching someone push in front of you in line at the door.  
Having a friend grab some of your play dough without asking.

- ④ **Patience with Oddball Bowling:** On one side of a volleyball, use duct tape to tape a small bag of unpopped corn. (This causes the ball to roll erratically.) Set up nine empty plastic liter bottles in the shape of a square in the middle of the room. Divide the children into two teams on opposite sides of the room. The child at one end of his team takes a turn rolling the ball and trying to knock down a bottle. A child on an end of the other team retrieves it and takes a turn. This continues until they have knocked down 99 bottles! (Count or make a mark on the board every time they get all nine down.) Talk about patience waiting for their turn and patience with a ball that doesn't go straight!

### Songs:

- James 1:22, Memory Verse Song** (tune: "Jingle Bells")  
Do not just, hear (listen to) the Word, but do what it says.  
James one twenty-two says if you do, you will be blessed.  
(Repeat the first two lines.)

- James 4:6 Memory Verse Song** (tune: "London Bridge")  
Use the hand motions described under Presentation Ideas.  
God opposes the-e proud, the-e proud, the-e proud.  
God opposes the-e proud, but gives grace to-the humble.

- True Faith Works** (tune: "Bicycle Built for Two" or "Daisy, Daisy")  
True faith works at humbly obeying God.  
Never fighting nor wanting what we don't have.  
We won't start a fight or quarrel.  
God wants us to be moral (patient).  
But He will give us what we need  
If we only will humbly ask.

- Have Patience**  
Have patience; have patience; don't be in such a hurry.  
When you get impatient, you only start to worry.  
Remember, remember that God is patient, too.  
And think of all the times when others have to wait for you.




### Took:

- Faith that Works Tool Belt: (JAM01ECGF13)** Copy the pliers on cardstock. Cut out the pliers and punch a hole in it. This tool is a reminder to be patient and pray when something wrong has happened to us. God gives us what we need if we humbly ask. Send the pliers "tool" home with the children to be paper-clipped to the tool belts that they took home the first week of the James study. Be sure that you have extra tools from the lessons so that children who have missed Bible School will have a saw, a work glove, a hammer, a drill, and a pair of pliers on their rope or chord belts.

- Pop Back with a Smile: (JAM05ECGF10)** Help each child draw a happy face on a small balloon. Inflate the balloon. Give each child an 8 1/2" x 11" piece of card board or heavy cardstock. Cut a small "X" with an exacto knife in the middle of each. Glue the GF10 "Practicing Patience" label at the top of the card board and the memory verses at the bottom. Let the children draw a happy face on a long balloon with a marking pen. Blow it up and tie a knot in the end. Push this knot through the cut "X" in the card board. (You may have to push this through with a blunt object.) Let the children hit their balloons and watch them pop back up with a smile. Talk about popping back with a smile rather than a hit when someone has pushed or hit you. Talk about coming back with a smile rather than talking back angrily when someone angers you. Let the children cut and glue different shapes of construction paper to their card boards to add color and interest.


- "God Helps Us" Activity Sheet: (JAM05ECGF11)** Let the children color the pictures and discuss all the people (parents, teachers, and elders) that God has given us to help us be patient until He

makes everything right. Talk about praying and asking God to give us patience also. Glue yarn around the pictures and to the child in the center. Practice the memory verse by singing songs from the Song section.

 **Preschool Page for Parents: (JAM05ECPPP)** Send a page home with each child, encouraging parents to reinforce the Bible truths at home. Spend a few minutes before the children go home creatively reviewing the song and memory verse.


④ **God Plans Our Day Calendar: (JAM05ECGF12)** After teaching the children to be patient and to wait upon the Lord for His will in their lives, use the GF12 calendar to instruct the children to pray daily. Allow them to fill in days with coloring pictures or adding the numbers to the month. They may also have stickers to place in the days. Only God knows what will happen in our days. We must pray every day to obey and wait patiently for God to help us. Use the calendar to show the children that every day, they should ask God and their parents to help them with their attitudes and obedience.

James says, "True faith works hard at patiently waiting when someone does something wrong to you."



James says, "True faith works hard at patiently waiting when someone hurts you."







JAM05ECGF4

James said, "Ask the elders to pray for you when you are sick or discouraged."



JAM05ECGF5

Our church families pray for each other to patiently wait for God's help when wrong things happen.

Patently wait  
for God to  
grow a plant.

Patently wait  
for God to  
grow a plant.

Patently wait  
for God to  
grow a plant.

Patently wait  
for God to  
grow a plant.

Patently wait  
for God to  
grow a plant.

Patently wait  
for God to  
grow a plant.

Patently wait  
for God to  
grow a plant.

Patently wait  
for God to  
grow a plant.

Patently wait  
for God to  
grow a plant.

Patently wait  
for God to  
grow a plant.

Patently wait  
for God to  
grow a plant.

Patently wait  
for God to  
grow a plant.




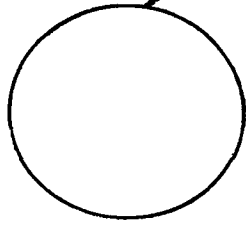
Farmers patiently wait for their crops to grow.

James 5: True Faith Works at being Patient.

James 5: True Faith Works at being Patient.


James 5: True Faith Works at being Patient.

James 5: True Faith Works at being Patient.




**Stop**

**Don't hit back.**




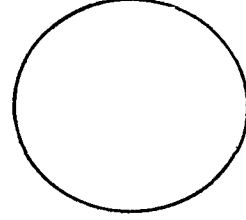
**Pray**

**Wait and pray.**



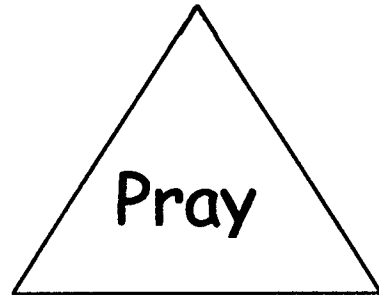
**Go**

**Go and let God  
make it right.**




**Stop**

**Don't hit back.**



**Pray**

**Wait and pray.**



**Go**

**Go and let God  
make it right.**

# Practicing Patience!!!

God opposes the proud, but gives grace to the humble. James 4:6  
Do not merely listen to the Word...Do what it says. James 1:22

# Practicing Patience!!!


God opposes the proud, but gives grace to the humble. James 4:6  
Do not merely listen to the Word...Do what it says. James 1:22

# Practicing Patience!!!

God opposes the proud, but gives grace to the humble. James 4:6  
Do not merely listen to the Word...Do what it says. James 1:22





# God Helps Us Be Patient!

He wants us to pray and gives us parents, teachers and elders at church to help us.



God opposes the proud, but gives grace to the humble. James 4:6  
Do not merely listen to the Word...Do what it says. James 1:22

We can not plan our day without Prayer first.

Sunday	Monday	Tuesday	Wednesday	Thursday	Friday	Saturday
						
						
						





## This is what I learned today!


Today we learned that true faith works when we learn to wait for God to make things right. It may take a long time before God punishes sin, but we are to wait patiently. We also heard about the farmer who plants his seeds in the ground and then waits and trusts God to give him rain and sun so he can have good crops. We have elders in our church who help us learn to be patient like the farmer, and who pray for us. Our Bible school teachers also pray for us!

### Today's Memory Verse:

**2's & 3's: Do not merely listen to the Word.  
Do what it says. James 1:22**

**4's & 5's: God opposes the proud,  
but gives grace to the humble.  
James 4:6**

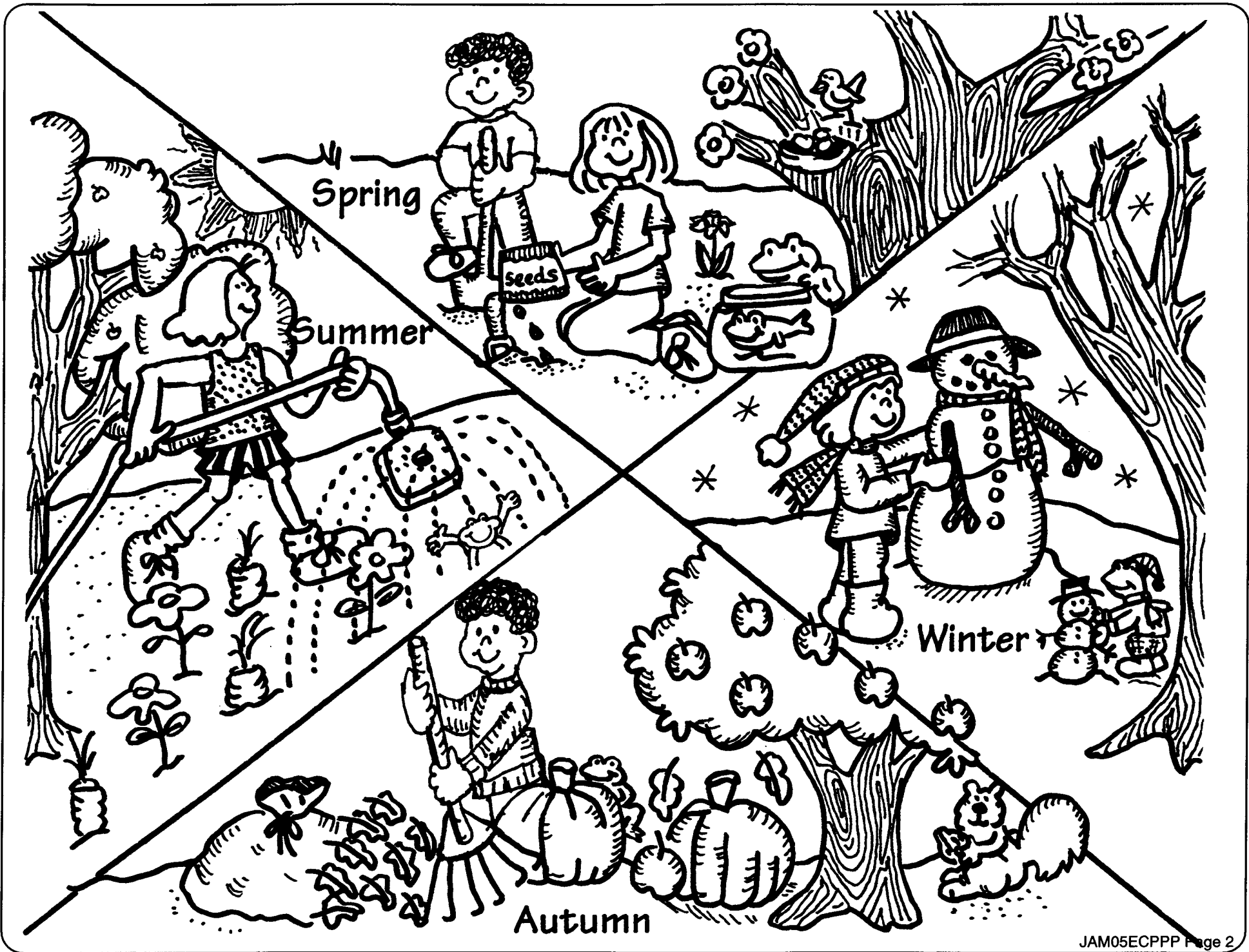
**Patiently wait  
for God's time.**



If the children did not bring a seed home that they planted in Bible School today, do this as a family project this week. Or, if you have done all your planting for the summer, go to your garden and examine the stages of the plants (and weeds) in your garden. Talk about how God has the right time for the various plants to grow. God has the right plan for each of us to grow, too, and we must be patient when we are wronged or hurt. God will make things right in His time.

**James 4:6, Memory Verse Song**  
(tune: "London Bridge")

*God opposes the-e proud (Hands up as though stopping someone.)  
The-e proud, the-e proud. (Put your nose in the air.)  
God opposes the-e proud,  
but gives grace to the humble. (Fold hands and bow head.)*



Spring

Summer

Winter

Autumn