

Memory Verse:

Two- and three-year-old verse: James 1:22: Do not merely listen to the Word. . . Do what it says.
Four- and five-year-old verse: James 4:6: God opposes the proud, but gives grace to the humble.

Aim Questions for 2's & 3's:

1. Does God want you to fight and quarrel with people in your family, or with your friends? *(No. God wants us to be humble, not proud.)*
2. Do humble people fight and quarrel? *(No. Proud people fight and quarrel.)*
3. Does God give us everything we need when we ask Him? *(Yes. God promises to give us what we need, but not whatever we want.)*
4. Should you listen to the Bible and then do what God says? *(Yes. Say the James 1:22 memory verse.)*

Aim Questions for 4's, 5's & K:

1. What does James say starts fights and quarrels? *(Fights begin when we want something we can't have.)*
2. Instead of fighting, what should we do when we want something? *(James tells us to humbly ask God for what we need and be content with what He gives us.)*
3. How do you know if a person is proud? *(A proud person fights and quarrels, loves "things" more than he loves God, and doesn't submit to God's Word.)*
4. What does God say about proud and humble people? *(Say the James 4:6 memory verse.)*
5. Should you listen to the Bible and then do what God says? *(Yes. Say the James 1:22 memory verse.)*

Key for symbols:

- This box symbol represents ideas that can be used for two-year-olds through kindergarten. Please remember to slow down the pace for two-year-olds and keep the pace moving for five-year-olds.
- ② This symbol represents ideas that are best used for two- and three-year-olds.
- ④ This symbol represents ideas that are best used for four-year-olds through kindergarten.

Background Information for Teachers

James 4: The Test of Pride

Synopsis

James has driven his main theme home throughout this epistle: true faith produces good works. If a person has the "root" of faith, he will also have the "fruit" of faith. Now in chapter 4, James tackles the issue of pride and selfishness. Knowing that we are prone to be proud, which leads to conflicts with God and other people in our lives, James addresses how believers should be humble and selfless so that our faith might stand the test.

1. Pride Results in Selfish Strife ~ vv. 1-12

(Background Information, continued)

James opens the chapter with the question, "What causes fights and quarrels among you?" Apparently, some of the professing Christians who had received this letter were continually fighting and quarreling with each other. It had gotten to the point where they hated each other (4:2). This kind of response towards others is definitely wrong and does not fit the response of a genuine believer.

So James tells us the answer to the first question in another question: "Don't they come from your desires that battle within you?" In other words, the reason why we fight and quarrel is because we are selfish! Selfish pride always wants what someone else has. And the reason why we don't have it is because we don't ask God in the proper way (4:3).

Instead of coming to God humbly and dependently, unbelievers ask with wrong motives so that they can have just what they want, not what God wants. The reason why they want it is so that they can fulfill their own pleasure, not God's. James points out that this kind of heart before God demonstrates friendship with the world (4:4). And a friend of the world is an enemy of God! Jesus made it clear that we cannot serve two masters because we will serve one master and hate the other (cf. Luke 16:13). Therefore, we cannot love God and the world at the same time.

Instead of being selfish and proud like an unbeliever would be, James exhorts us to be humble before God and to submit to His authority for our lives (4:6-7). The only way for anyone to do this, though, is by God's grace. When His grace affects our lives, we will submit to Him, resist sin, draw near to Him, and purify our lives (4:8-10). This is why an unbeliever cannot bear these fruits of faith; God's grace is not upon them.

2. Pride Results in Self-Sufficiency ~ vv. 13-17

Another mark of pride that James points out is self-sufficiency. This is the false notion that a person can live and make plans without God. James gives the example of a man who says, "Today or tomorrow we will go to this or that city, spend a year there, carry on business and make money" (4:13). This person has completely ignored God and His sovereignty because his own selfish pride has blinded his eyes from seeing who is really in control of his tiny life!

James reminds us that we do not know what tomorrow will hold, and compared to the eternity of God, our lives are but a vapor that disappears as quickly as it appears (4:14). Instead of being self-sufficient, the Christian should be mindful of God's plans and humbly submit to them. James gives the example of saying something like, "If God wills, we will live until tomorrow and do what He wants us to do" (4:15). Instead of arrogantly boasting, we should do the right thing and commit our entire lives to the Lord in humble trust.

Application: Pride Always Loses, but Humility Always Wins!

It's very easy for us to believe in our hearts that having our own selfish way is the best way. Have you ever fought with someone else because you thought you were right and wanted your own way? Have you ever made plans without considering God's sovereignty over your life? James tells us that a person who is proud will always be the loser since God is opposed to the proud and hates pride (cf. Prov. 6:17). The marks of pride are evident: strife with others and self-sufficiency before God.

These marks also may demonstrate a heart that is not truly saved. A person who has no desire to be humble before God and to submit his entire life to His Word is not genuinely saved. As you consider what James has written, evaluate your own life and ask yourself the question, "Does my life bear the genuine marks of true faith?"

 **Hook:**

Things That Don't Work: Bring several items that don't work because they need a battery, wheels, or electricity. Things that don't work are useless. They are fine to look at, but they don't do what they are made to do. That's a little like a faith in Jesus that doesn't work to obey God's words. It's not much good if we look at the Bible and hear the Bible stories but don't work hard to do what God says.

Play Dough: Make praying hand imprints in rolled out play dough. We can get help from God to not be proud and to be humble like He wants us to be.

Rest Center: Provide blankets or towels for everyone in the small group. Have the children spread them out on the floor and lie very still and listen for certain sounds. The leader can go from child to child and have him listen to the ticking of his watch, a whisper from a puppet, the soft strike of an instrument, etc. We all need quiet times in our lives to be able to listen to what God wants to tell us. In today's Bible Adventure, the book of James tells us that Christians are not to fight, so when we find ourselves cranky or crabby and unhappy, it helps to lie down and be quiet with God for awhile.

"Things I Need" Center: Materials needed: Colored paper for each participating child, cut-out pictures, glue. Provide a variety of pictures of clothes, people, furniture, houses, and food cut from magazines. Allow the children to choose a color of paper and to arrange pictures on it of things that he feels he needs. Help each child glue the pictures on the paper using the arrangement he has chosen. Talk about what we really need and how God provides these needs. Encourage the children to tell you what they have at home that they are thankful for. Today's Bible Adventure tells us that God gives us all that we need.

"Humbly Sharing Our Toys" Center: Bring one toy for each child in the small group and a timer. Give each child a toy to play with. Set the timer for a couple of minutes. When the timer rings, have the children place their toys in a pile in the center of the play area. Give each child a different toy, set the timer, and continue as above. When the last play time is over and after the timer sounds, instruct the children to put the toys back on the shelves where they belong. This center is to encourage giving up a toy when the timer says and not when the child is ready. Encourage good listening skills for the timer and quick return of the toys to the pile so they can be shared with someone else.

Humble Children Coloring Page: (JAM04ECGF4) Ask the children to only color the pictures of the humble children on the GF4 page. Talk about what the children are doing in the pictures. Ask the children when they have done this at home.

② **"Obeying the Law" Center:** Provide one favorite riding toy and set up a mini course in one area of the room for a child to "drive the racing course." Several children will be waiting for their turns so this is a perfect opportunity for them to learn to be humble and to enjoy watching the other children get their turns on the riding toy. Use the Stop sign and the One Way signs provided in this lesson to set up the driving course. In today's Bible Adventure, God wants His people to be humble and thankful for the things He gives them. He also wants them to stop fighting!

④ **Memory Verse Scavenger Hunt:** Write each word of the verse on a different piece of paper. Let children color them before hiding them around the room. Find the verse pages and review the verse again while placing them in the correct order after the march. (See the Memory Verse March.)

④ **Crown of Humility: (JAM04ECGF8)** Let each child make a crown by stapling the GF8 crown to a 1" x 6" rectangular strip of paper on each side of the crown. Staple the back strips together after the crown has been measured to the child's head. Talk about the humble attitude of the children on the crown. Let the children wear their crowns as they practice saying the memory verse with hand motions (see Presentation Ideas).

④ **Memory Verse March:** Discuss pride (selfish, inflated view of self, demanding for self, loving things more than people) and humility (thinking of others first, sharing, kind, gentle, doing what God asks them to do). Show pictures of pride and humility. Tape the memory verse up on the wall and let children place the pride pictures near the word "proud" and the humble pictures near the word "humble." After saying the verse together several times, march around the room while saying the verse. Stomp madly on the first half of the verse and quietly on the last half. Clap when you say the reference.

- ④ **Bad Word Pail: (JAM04ECGF9)** After reviewing last week’s lesson about how a bad word can start a “fire” of bad things, use this pail to put out the fire. Have the children connect the dots to make a pail. Then have the children glue some shiny blue material inside the top of the bucket to resemble the water of good and kind words to put out the “bad word fire.”
- ④ **Follow the Humble Hummer!** Seat children on the floor in a circle. Act out being proud by pointing your thumb to yourself and putting your nose in the air. Act out being humble by looking kindly and folding your hands in prayer. Discuss the two attitudes. Give the Humble Hummer a special hat (a baseball cap is fine) to wear while humming a tune. He does this while walking around the circle acting very humble. He taps a child who follows him in being humble.
-
- ④ **Simon Says:** Simon asks the children to do different actions (walk backwards, shake hands, rub stomach and slap leg, hop on one leg, etc.). When Simon says, “Be proud,” the children are to immediately sit on the floor. The last one down is the next leader or Simon.
- ④ **Jump Across the “Pride River”:** Lay two lengths of rope in parallel lines on the floor. Begin with them close together and then move them further apart to make the “river” wider and wider. The object is to never touch the “Pride River” because God opposes the proud! If the children touch the river, they have to sit down. Place several pictures of proud people in the river as a reminder.
- ④ **Simon Says Review:** Briefly discuss last week’s lesson regarding kind words. Children could find kind words written on papers and hidden around the room. Discuss these while seated in a circle. Review with last week’s “Simon Says” game in the “Look” section.
-



Book:

Presentation Ideas -

- Color and mount the **JAM04ECGF1**, **JAM04ECGF2**, and **JAM04ECGF3** pictures on construction paper. Show them as you tell the Bible Adventure. Save the pictures and use them for review as you continue through the book of James.
- Hand Motions for the Memory Verse:** “God opposes” (*put your hands up as though stopping someone from coming closer*) “the proud” (*put your nose in the air*) “but gives grace” (*beckon someone with your hands to come closer to you*) “to the humble” (*fold your hands and bow your head*).
- "Two Hands" Finger Play:**
- | | |
|--|-------------------------------------|
| I have two hands. They help all day! | (Hold up ten fingers.) |
| Two hands put my toys away. | (Reach forward with both hands.) |
| Ten fingers here for helping (Mother). | (Hold hands to one side.) |
| Ten fingers here for helping others. | (Hold hands to other side.) |
| Five fingers here, five fingers there | (Open one hand and then the other.) |
| To fold like this for quiet prayer. | (Fold hands in prayer position.) |

Bible Adventure for 2’s & 3’s-

(Show the **JAM04ECGF1** picture.) This boy is mad and wants to fight and argue. Maybe he’s mad because his brother hit him or his sister broke his favorite toy. It is easy to have fights and quarrels in families.

James tells us not to fight or quarrel. No fighting! (*Point to the boy’s crabby heart and brain.*) Fights and quarrels start when you want something you can’t have. Maybe your mom and dad have told you that you can’t have something you want. Maybe your brother or sister has something you want to play with right now.

You might cry and be a little mad in your heart because you can’t have what you want. Then you might grab the toy or cry and say something that’s not kind. Your crabby words make someone else want to say something that is cranky. Before long, you have a big fight and no one is happy.

(*Point to the Bible in the boy’s heart.*) If you love God and want what He gives you, you will not have a crabby heart that wants to fight. You will have a humble, thankful heart.

(Show the **JAM04ECGF2** picture.) God gives us everything we need--food, clothes, and a warm bed. We can talk to God and ask Him for whatever we need.

(Show the JAM04ECGF3 picture.) James says, "God opposes the proud (use the hand motions), but gives grace to the humble." God does not give us everything we want because that would make us proud, not humble.

(Show the JAM04ECGF1 picture again.) James says, "If you obey God (point to the Bible in the boy's heart) and His Word, He will help you have kind and helpful words rather than fighting and quarreling words."

Prayer: Dear God, thank You for James who tells me not to get into fights. Help me humbly ask You for what I need and be thankful for all you have given me. In Jesus' name, Amen.

Bible Adventure for 4's, 5's & K-

James talks about faith in Jesus that works hard to obey God's words.

(Show the review JAM01ECGF5 picture.) True faith wants to listen to God's words in the Bible. True faith also wants to do what God says.

(Show the review JAM02ECGF2 picture.) True faith from Jesus does not show favoritism to people with fancy clothes.

(Show the review JAM02ECGF3 picture.) True faith helps people who need food and clothes.

(Show the review JAM03ECGF2 picture.) Last week, we learned that true faith in Jesus fills our hearts and mouths with kind and helpful words, not crabby and mean words.

(Show the JAM04ECGF1 picture.) This boy is mad and wants to fight and argue. Maybe he's mad because his brother hit him or his sister broke his favorite game. It is easy to have fights and quarrels in families and even among friends.

James tells us what causes fights and quarrels. (Point to the boy's crabby heart and brain.) Fights and quarrels start because you want something you can't have. Maybe your mom and dad have told you that you can't have something you want. Maybe your friend has something you want, but you don't have the money to buy one.

(Show the review JAM03ECGF4 picture.) You are a little mad in your heart because you can't have what you want. Then you say something that's mean or cranky. Your crabby words make someone else want to say something that is cranky. Before long, you have a "bad-word-fire" that has become a big fight. James says that proud people fight and quarrel. God opposes the proud (use the hand motions described under Presentation Ideas) but gives grace to the humble.

(Show the JAM04ECGF1 picture again.) If you love Jesus and want what He gives you, you will not have a cranky heart that gets into word fights or fist fights. (Point to the Bible in the boy's heart.) God gives us everything we need. James says, "If you don't have what you need, it is because you haven't asked the right person--God." God gives us whatever we need.

(Show the JAM04ECGF2 picture.) What if you ask God for something you want, but then you don't get it? Do you get sad or mad? God gives us what we need, not just whatever we want. God loves to give good things to the people who humbly come to Him and ask, not to the people who proudly come expecting to receive whatever they want. God opposes the proud (use the hand motions) but gives grace to the humble.

(Show the JAM04ECGF3 picture.) James says, "God opposes the proud (use the hand motions), but gives grace to the humble." God does not give us everything we want because that would make us proud, not humble.

(Show the JAM04ECGF1 picture again.) James says, "If you submit yourself to God (point to the Bible in the boy's heart) and His Word, He will give you His grace to have a happy, humble heart. He will give you His grace so that you will have kind and helpful words rather than fighting words."

What causes fights and quarrels? Proud people who want what they want--NOW. Humble people ask God to give them what He wants them to have, and are thankful for what He gives.

Prayer: Dear God, thank You for James who tells me not to be proud and get into fights. Help me humbly ask You for what I need with a thankful heart. In Jesus' name, Amen.



Look:

- Aim Questions:** Write the Aim Questions on the back of the One Way signs or the Stop signs. One way to show we are humble is to stop fighting!
- Memory Verse Review:** After the Aim Questions have been asked, have the teacher put on the tool belt while the verse is being said. Introduce the new "True Faith Works" tool for this week.
- Snack Time Table Discussion:** Talk with the children about what they do when they feel that they have been treated unfairly and they become angry. Some questions to ask: Is it hard to obey your parents sometimes? When? Does God want you to obey even when you don't feel like obeying them? Do your brothers or sisters try to fight with you sometimes? What do you do? You can then share a personal story with your table about how you solved a situation without having to argue or fight.
- Transition Idea:** Between activities and after the story, have two student helpers argue and fight over something (where to sit, who to serve first, etc.). Have the teacher stop the fight and ask what it was that they wanted and didn't get. After the problem is stated, the teacher can ask what the student does have that he is thankful for. Talk about the good things God gives, and then have the two who argued apologize and work together to solve the problem.
- Snack:** If you participated in the "Food Fight" game outside, you may want to provide a few small-sized marshmallows during snack time.
- "Food Fight" Game:** Go outside. Divide the class in half and put a defining barrier between the two teams which they cannot cross. Divide a bag of fresh, large marshmallows between the two teams. On a signal from the teacher, the two teams throw the marshmallows over the barrier line into the other team's area. On a second signal from the teacher, the children stop and see who has the cleanest kitchen (lack of marshmallows). Repeat if time allows. Tell the children that the marshmallows are not for eating! Talk about how this is a game rather than a real fight. We would never throw something that could hurt another person.
- Teacher Skit:** Let two teachers act out a skit portraying pride. Two other teachers could act out humility. Ask the children which ones were thinking of themselves, quarreling and wanting things, and which ones were thinking of others and obeying what God's Word says is right to do. Use this to help the children understand the meaning of these words.
- ④ **Snack--Animal Crackers and Humble Bible Story:** Give each child a sandwich bag with animal crackers. These can be purchased in bulk at the grocery store. Talk about all the different animals and how many are at the table. Tell the children about Abram and Lot (Genesis 13) and how they had too many animals for the area where they lived. The herdsmen began to quarrel. Abram said, "Let's move rather than quarrel. You choose where you would like to live and I will go in the other direction." Lot saw what looked like the best land and he chose that. Abram took what was left. Abram didn't think of himself first. He let his nephew, Lot, choose first. Abram did what he could to not quarrel and fight. Does this sound like our Bible Adventure today? What right things did Abram do?
- ④ **Action Song:** Blindfold a child who is in the middle of the circle of children. The others walk around in a circle and copy your actions. These actions change and the blindfolded child has to guess which action (humble or proud) you decide to do when you say, "Guess what we are now?" If he guesses right, he gets to exchange places with a new child (of your choosing) to be in the center.

Sometimes I am proud.	<i>(Put your nose in the air and point to yourself.)</i>
Sometimes I am humble.	<i>(Have a kind face as you point to others.)</i>
I don't want to be proud.	<i>(Shake your head "no.")</i>
I <u>do</u> want to be humble.	<i>(Shake your head "yes.")</i>

But sometimes I'm proud and sometimes I'm humble.
Guess what we are now?
- ④ **Musical Pictures:** Color two pictures, one proud and one humble. Cover with clear contact or place in an envelope. The children stand in a circle and pass the picture or envelope as long as the music is playing. When the music stops, the child with the proud, selfish picture has to sit down. Continue until just a few are remaining and begin again.

Songs:

James 1:22, Memory Verse Song (tune: "Jingle Bells")
Do not just, hear (listen to) the Word, but do what it says.
James one twenty-two says if you do, you will be blessed.
(Repeat the first two lines.)

James 4:6 Memory Verse Song (tune: "London Bridge")
Use the hand motions described under Presentation Ideas.
God opposes the-e proud, the-e proud, the-e proud.
God opposes the-e proud, but gives grace to the humble.

"The Wise One Humbly Waits for God" (tune: "If You're Happy and You Know It")
The wise one humbly waits for God. (clap, clap)
The wise one humbly waits for God. (clap, clap)
He will listen to his dad; (hand behind ear)
He won't make his mother sad, (shake head "no")
The wise one humbly waits for God. (clap, clap)

True Faith Works (tune: "Bicycle Built for Two" or "Daisy, Daisy")
True faith works at humbly obeying God.
Never fighting, wanting what we don't have.
We won't start a fight or quarrel.
God wants us to be moral (patient).
But He will give us what we need
If we only will humbly ask.




Took:

Faith that Works Tool Belt: (Lesson #1 JAM01ECGF13) Copy the drill on cardstock. Cut out the drill and punch a hole in it. This tool is a reminder not to fight for what we want. God gives us what we need if we humbly ask. Send the drill "tool" home with the children to be paper-clipped to the tool belts that they took home the first week of the James study. Be sure that you have extra tools from the lessons so that children who have missed Bible School will have a saw, a work glove, a hammer, and a drill on their rope or chord belts.

"Stop Fighting" Signs: (JAM04ECGF5) Materials needed: Two Stop signs and a tongue depressor for each child, red crayons, glue. Cut out two Stop signs for each child. Color the Stop signs red. Tape or glue a tongue depressor or popsicle stick to the back of one of the signs; then glue the second Stop sign to it, wrong sides together. Have the children practice saying "Stop fighting." Review the memory verse by holding up the Stop sign when you say, "God opposes the proud."

Humble--Proud Match Game: (JAM04ECGF6) Give each child four sets of GF6 pictures to match. Let the children color the pictures cards. Place them all face down on the table or floor. Winning matches include any combination of the praying hands and humble pictures. Proud pictures do not match with anything! Place cards in an envelope to take home and play.

Humble--Proud Maze: (JAM04ECGF7) Let the children color the maze and draw footprints on the stones that lead to the humble children praying. You could make foot print stamps by cutting small shoe shapes out of foot pads and gluing them to small blocks of wood. It might be fun to use a water soluble stamp pad and let the children make a thumb print on each stone. Tell the children not to stop by any proud pictures! Talk about the pictures that they bypass. Review the memory verse as the children work on their mazes.

 **Preschool Page for Parents: (JAM04ECPPP)** Send a page home with each child, encouraging parents to reinforce the Bible truths at home. Spend a few minutes before the children go home creatively reviewing the song and memory verse.

④ **“Badge of Grace” Memory Verse Review: (JAM04ECGF10)** Instruct the children that only God grants us the blessings of grace. By showing this wonderful gift to others, we can be a witness of God’s love through us. Using the GF10 badge pattern, cut out and apply gold sparkles to the badge. After this dries, cut out the memory verse and glue it on the badge. Apply safety pins to the back of the badges so that the children can wear them home.

④ **Proud Balloons:** Stop occasionally while you blow up a balloon and show the children how it is getting puffed up and bigger. That is like the proud person in our Bible Adventure today. When you get proud and selfish, it is like the balloon. You get puffed up when you think you are pretty hot stuff. You are thinking of yourself first and thinking you are better than others. You have a pretty big head. Deflate your balloon and tell the children that this is like being humble. Humility thinks of others first and doesn’t think first of self. Give each child a balloon. As they begin to blow up the balloon, stop and talk about being puffed up or humble when you let the air out. Knot the bottom of the children’s balloons when they are not fully inflated and let each child draw his face and name on it with a marker. Take this home as a reminder that when we think of others first in humility, we don’t have a big proud head. Tie the memory verse to the bottom of the balloon with a piece of yarn.

Proud Heart with Fighting Words




Humble Heart with Thankful Words



God gives us what we need, not just whatever we want.






God opposes the proud,
but gives grace to the humble. James 4:6





God opposes
the proud,
but gives grace
to the humble.
James 4:6











God opposes the proud,
but gives grace to the humble. James 4:6




Fights start because we
can't have what we want.

What causes fights
and quarrels?
You don't get
what you want.
James 4:1-2


You do not have,
because you do not
ask God. James 4:2c



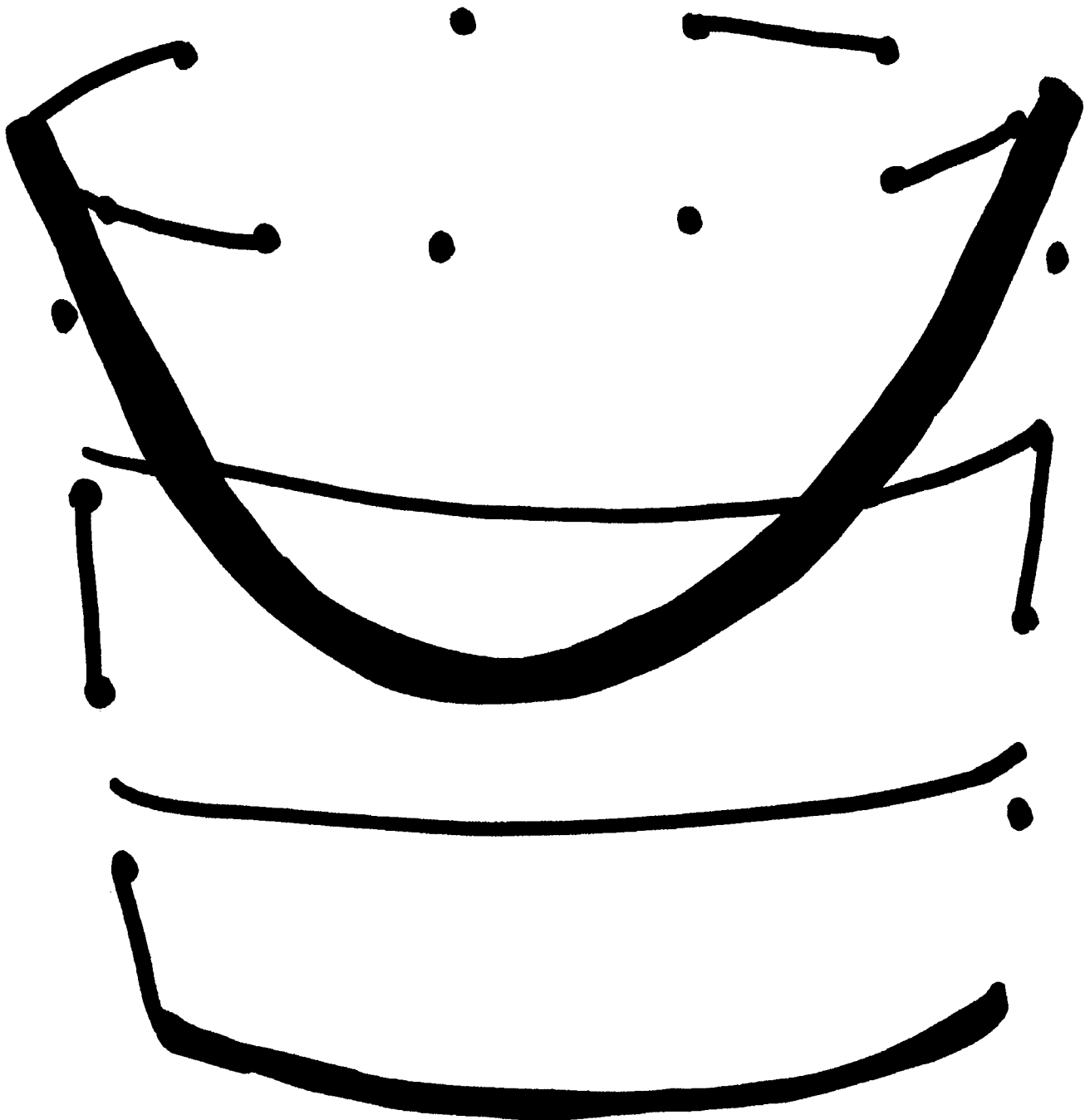
Follow the path to the praying children.
God always gives us what we need.



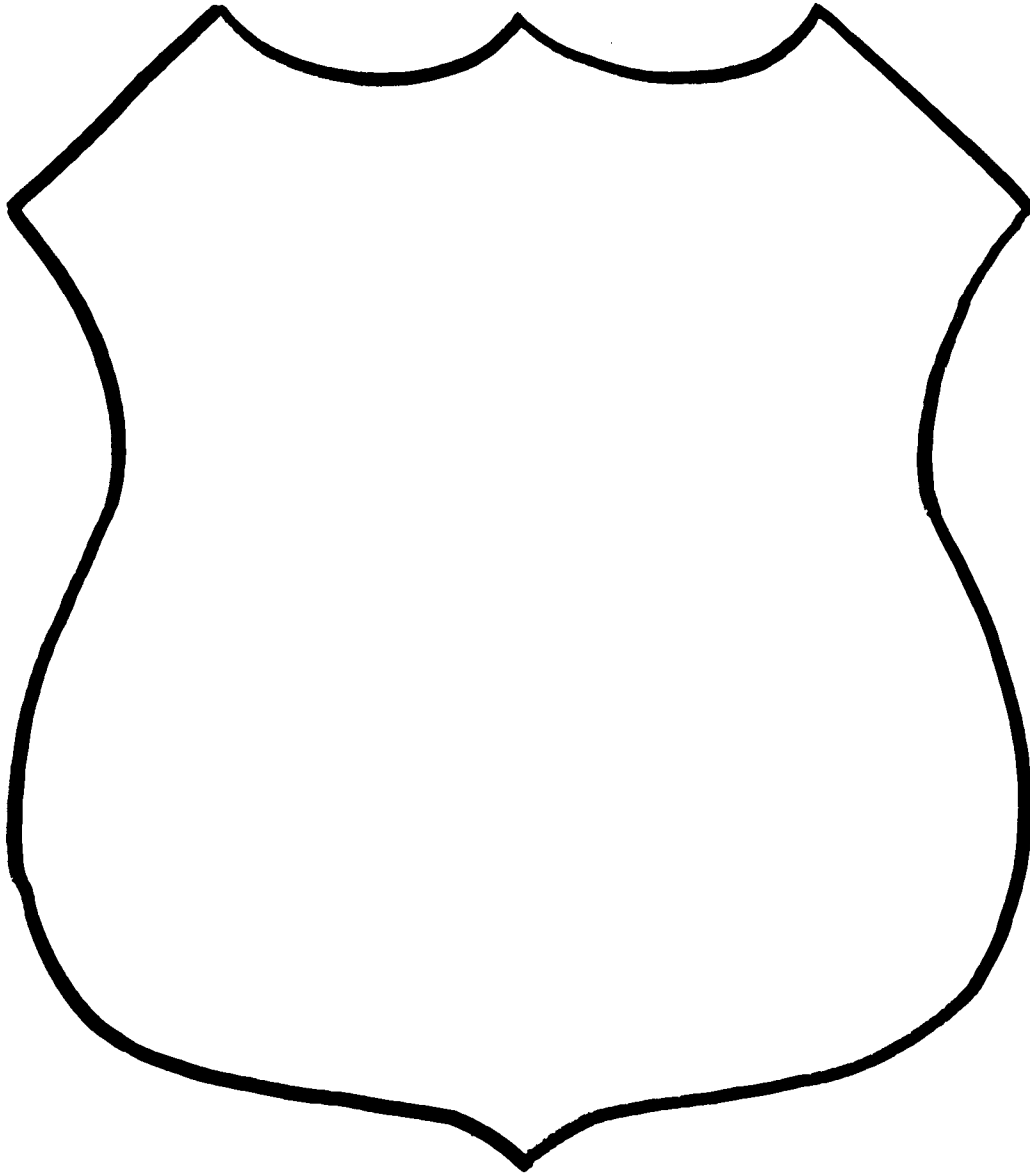
Humble Crown Craft



Bad word fire pail
Connect the dots to find the pail



Badge of Grace



God opposes
the proud,
but gives grace
to the humble.
James 4:6



Preschool Page for Parents

Extended Bible School Training in the Home

June 11, 2000
James chapter 4



This is what I learned today!

Today we learned that God wants us to be humble. We don't need to argue and fight for something we can't have. If we learn to obey God, He will help us be humble and to have kind and helpful words. I want to be thankful for what God gives me because He gives me everything I need--family, food, clothes, and a warm bed!

Today's Memory Verse:

**2's & 3's: Do not merely listen to the Word.
Do what it says. James 1:22**

**4's & 5's: God opposes the proud,
but gives grace to the humble.
James 4:6**

Pride Causes Fights!




Give each person in the family a soft object (nerf ball, large marshmallow, small pillow) and have them pretend to "fight the giant" by throwing their soft objects at a tree or bench. When the child hits the target, he can strut around proudly.

Explain to the children that this is a fun game, but fighting with each other is caused by pride. Each time there is a quarrel or fight this week, the fighters (this includes adults) must say the memory verse and apologize. Apologies show a humble attitude.

The Wise One Humbly Waits for God (tune: "If You're Happy and You Know It")

The wise one humbly waits for God. (Clap, clap)
The wise one humbly waits for God. (Clap, clap)
He will listen to his dad; (Hand behind ear)
He won't make his mother sad. (Shake head "no")
The wise one humbly waits for God. (Clap, clap)

Proud Heart with Fighting Words



Humble Heart with Thankful Words

