

Memory Verse:

Two- and three-year-old verse: James 1:22: Do not merely listen to the Word. . . Do what it says.

Four- and five-year-old verse: James 1:22: Do not merely listen to the Word, and so deceive yourselves. Do what it says.

Aim Questions for 2's & 3's:

1. **Is your tongue small or big compared to your arms, legs, and head?** *(Though it is small, it is very important to use our tongues to say the right words.)*
2. **Does God want us to use our tongues to say kind and helpful words?** *(Yes.)*
3. **Can a person train a tongue to obey like they can train a dog to obey?** *(No. Only God can change our selfish, mean hearts to be loving and kind so that our words are kind and helpful.)*
4. **Should you listen to the Bible and then do what He says?** *(Yes. Say the James 1:22 memory verse.)*

Aim Questions for 4's, 5's & K:

1. **What does James say about the size of the tongue and its importance?** *(Though it is small, it is very important to use our tongues to say the right words.)*
2. **How does God want us to use our "tongues?"** *(God wants us to say kind and helpful words.)*
3. **Can a person train a tongue to obey like he can train a dog to obey?** *(No. Only God can change our selfish, mean hearts to be loving and kind so that our words are kind and helpful.)*
4. **Should you listen to the Bible and then do what God says?** *(Yes. Say the James 1:22 memory verse.)*

Key for symbols:

This box symbol represents ideas that can be used for two-year-olds through kindergarten. Please remember to slow down the pace for two-year-olds and keep the pace moving for five-year-olds.

② This symbol represents ideas that are best used for two- and three-year-olds.

④ This symbol represents ideas that are best used for four-year-olds through kindergarten.

Background Information for Teachers

James 3: The Test of the Tongue

Synopsis:

The book of James challenges those who call themselves Christians to examine their lives for the fruit of genuine faith. Throughout church history, there have been those who were merely "professors" of faith, and not "possessors." Even today, many people living in the United States would call themselves "Christians," but the true test of a person's salvation is seen in the changed life and "fruit of sanctification" that springs forth from the "root of salvation."

James has exhorted and encouraged his readers to take a close look at their response to trials and temptations (ch. 1), as well as to those who look different from them (ch. 2). Now in chapter 3, he calls his readers to examine one of the clearest manifestations of what is in the human heart, one's speech.

Jesus said, "For out of the overflow of the heart the mouth speaks" (Matt. 12:34). Our speech is like a loud

(Background Information, continued)

speaker hooked up directly to our hearts. The words we say reveal what we are truly like within our hearts. No wonder that James focuses on our speech as another test for true faith.

James gives us three illustrations or "snapshots" of what the tongue is like. Each of the pictures shows the awesome potential something small can have on something that's big. The first "snapshot" is that of a "bit." James tells us that "when we put a bit into the mouth of a horse to make it obey us, we can turn the whole animal" (v. 3). The bit of a bridle is the piece that goes into the horse's mouth. When the rider of the horse wants the animal to move in a direction, he pulls the reins and the entire horse will follow the direction of that bit.

The second illustration James gives is that of a rudder (v. 4). A rudder is a small piece of equipment on a large boat, yet it plays a crucial role because it is responsible to steer the entire ship. The point is that the tongue is like that bit and that rudder. It is small compared to other parts of the body (i.e., head, foot, leg, etc.), yet it has the ability to control something that is very large. Our speech, even though it may seem insignificant, can play a large role in directing a person's entire life.

The third illustration James gives is that of fire (vv. 5-6). This is slightly different from the previous two in that James focuses more on the destructive impact fire can have, even though it may begin as a small flame! One tiny little match can burn entire forests. This is the same with our speech; one careless word can cause great damage to others. This is the way Satan desires for people to use their words (v. 6). He wants our speech to be destructive and hurtful and to lash out its "deadly poison" (v. 8).

Because the power of the tongue is so great, James tells us that it cannot be tamed like an animal can be. Only God is able to curb our speech to make it a blessing to those who hear. That is why a person who only speaks hurtful and sinful words can look at the true condition of his own heart: he is not really saved (vv. 9-12). A true believer will be able, by God's power, to use his speech for a blessing to others as opposed to a cursing. And because this is impossible for a person to do on his own, it demonstrates that he genuinely belongs to God because only He can tame the tongue.

Application: How's Your Speech?

As we think about God's Word in James 3, examine your own heart right now by evaluating your speech. Would the words that come out of your mouth prove that you are a Christian? Or would they condemn you as a non-Christian? Remember that Jesus said the mouth speaks what is in a person's heart. What characterizes your words? Would your family and close friends say that your words reveal a person who loves God more than anyone or anything else in this world? Or would they say that your words show that you love yourself more than anyone or anything in the world?

If you are a Christian, be challenged to watch your speech! Paul said that our speech should be wholesome, building up and encouraging those around us (cf. Eph. 4:29). We should not say ANY careless word, ever! In fact, when we do, it literally grieves the heart of God (cf. Eph. 4:30). So let's guard our speech as God's people and use our tongues, not for cursing, but for blessing!

Hook:

"Doggy" Center: Have the small group on their hands and knees in front of the leader. "The words from our tongues can control the behavior of others. That is why it is important to say kind and helpful words. I want you to pretend to be my pet dog and we'll see how you act just by the words I say to you. When I say 'sit' sit back on your heels. When I say 'beg' lift your hands off the floor. Roll over sideways when I say 'roll over'. Lie very still when I say 'play dead'." The leader can call out the orders for the "doggies", mixing up the order and speed in which they are given. Encourage those who are good listeners. "In today's Bible Adventure, James says that the words that come off of the tongue have an effect on many people. I only had to say one or two words for you all to obey like a pet dog. Words are very important."

Coloring a Picture: (JAM03ECGF4) Color the picture with crayons or water colors while discussing how forest fires begin. Have the children draw a small spark in the margin at one corner of the picture to show how small the beginning of the fire would be. Bring unsharpened pencils so that the children can wrap small pieces of orange tissue paper around a pencil. Tape or glue the tissue “wraps” on the GF4 fire. In today’s Bible Adventure, James wrote that unkind words were like a forest fire in that many people could be hurt by the thoughtless words of only one small person.

Helpful Words Writing Center: Provide stationery, envelopes, stamps, stickers, and crayons for the children to write or draw helpful and kind words or pictures to other people. Stress that the importance of their efforts will please God and make somebody else feel good.

Sour Tongue Center: Obtain a Sour Gummy Tongue from the 99-cent store in Lincoln Heights Shopping Center. Let the small group touch it and talk about their own tongues. Though the tongue is a small part of the body, it helps us eat, helps us talk, etc. Use the tongue throughout the morning to direct traffic, lead the groups, and leading singing.

Tongue Art Center: Materials needed: Paper plates, whipped cream and wipes or towels. Put a small amount of whipped cream on a paper plate and have the children move it around by only using their tongues. Can they draw a picture? Can they flatten it smooth? Can they keep it off their noses? In today’s Bible Adventure, James wrote that the tongue was a small part of the body but was important in many ways.

Dog Training: Bring a dog that has been trained to obey commands. Demonstrate how you can train a dog. Then try to “train” your tongue. Point to it and say, “Stop saying bad words. Stop saying unkind words.” Explain to the children that God can help us stop saying wrong words when we love God’s good words and want to say His kind and helpful words. True faith works hard at saying kind, helpful words.


Rolling Tongue: (JAM03ECGF6) This project can be used either before or after the lesson. Have each child cut out a long tongue from the pattern provided. Tape the flat end of the tongue onto the middle of a pencil or dowel. The children can curl the tongue up around the pencil and then lengthen the tongue back out to play with it. Review the reasons why they must keep their little tongues from saying hurtful words.


“Tame Your Tongue” Memory Verse Review: Put masking tape around your tongue and lower jaw so that your tongue doesn’t move, and try to say the memory verse. The tongue is small but an important part of the body. It is important for talking, but more important are the words we say. God wants us to remember to say kind and helpful words.

Head & Shoulders: Point to your body parts as you sing. Talk about giving all parts of your body to Jesus so you can be who He wants you to be, and say what He wants you to say.
Head and shoulders, knees and toes, knees and toes, knees and toes,
Head and shoulders, knees and toes, all belong to Jesus.
Ankle, leg, neck, and nose, neck and nose, neck and nose,
Ankle, leg, neck, and nose, all belong to Jesus.
Eyes and ears, heart, and tongue, heart and tongue, heart and tongue,
Eyes and ears, heart, and tongue, all belong to Jesus.

Body Part Discussion: We can use the parts of our body to do good, kind things or to do bad, unkind things. Ask a child to come up and stand beside you to help you. Ask another child to come up and point to one of his hands, arms, legs, ears, feet, mouth, or head. Then talk about what good things he would do with this body part and also what bad, discouraging things he could do like hitting, thinking selfishly, fighting, kicking, and speaking hurtful words. Pictures could be used rather than a child. Add suspense and be blindfolded when you point to the body part!

Heart and Mouth with Tongue: (JAM03ECGF5) My tongue or mouth expresses what is in my heart. Let the children color their GF5 hearts and tongues. Add yarn to hang the heart and add a tongue hanging from the bottom of the heart. What is in our hearts comes out of our mouths. If you are happy, happy words come out of your mouth. If you are angry and mad, bad words come out of your mouth.


 **Speaker Tube:** Decorate a toilet paper tube with stickers and markers. A piece of construction paper could be used of a toiler paper tube, decorated, rolled up, and taped. See the Look section for how to use it later.


 **Sticker Fun:** At the beginning of the class, place a happy face sticker on any child or teacher that you hear say something kind to someone else. Tell them to leave it on and don't touch it. They will find out what it is for later. After the Bible Adventure, discuss why some people have happy faces on their shirts.



Book:

Presentation Ideas -

 Color and mount the **JAM03ECGF1**, **JAM03ECGF2**, **JAM03ECGF3**, and **JAM03ECGF4** pictures on construction paper. Show them as you tell the Bible Adventure. Save the pictures and use them for review as you continue through the book of James.

 Wear your "Faith Works" tool belt and add the hammer to your belt for the third lesson in James. Remind the children that true faith in Jesus works out in an action. This week's hammer reminds us that God does not want us to "hammer" people with our words. He wants our tongues to say kind and helpful words.

② Bible Rhyme

Here is our Bible, its words are all true!
God gave these words for me and for you.
Quiet, so quiet, now we will be.
Listen! A story! And pictures to see!

Bible Adventure for 2's & 3's-

I'd like for each of you to stick out your tongue and touch it with your finger. *(Wait while the children look at each others' tongues. If you did "tongue activities" during the Hook time, you can skip this tongue-sticking-out part.)*

With your mouth closed, touch your teeth with your tongue. Touch your back teeth, your smaller teeth toward the front, your sharp teeth, and your front teeth. Now rub your lips with your tongue.

(Show the review JAM01ECGF1 picture of James.) This is James who wrote the letter called James in the Bible. James wrote about the tongue.

(Show the JAM03ECGF1 picture.) James says that the tongue is a small part of the body. But even though it is small, it is an important part of your body. Let's try to talk without moving our tongues. *(Say "I love you" without moving your tongue. Let the children try it.)* It is difficult to talk without using your tongue.

James says that the words you say with your tongue are very important. Good words can come out of your mouth, or bad words can come out of your mouth. God wants only good and helpful words to come out of our mouths.

James says, "God can help you control the words you say." If you say to your tongue *(point to your tongue and try to look at it as though talking to it)*, "Tongue, today I don't want you to say any mean words. I only want you to say kind and helpful words," does that work? Does your tongue obey you? Not always.

(Show the JAM03ECGF3 picture.) James says that animals can be trained to obey. If a dog trainer says, "Sit!" the dog will sit. If the trainer says, "Heel!" the dog will walk closely by the trainer. James said, "You can tell your tongue to stop saying bad words, but it will not stop unless you ask God to fill your head and your heart with His good words. Only God can help us want to obey with kind and helpful words."

(Show the JAM03ECGF4 picture.) James gives an example of a small match that can start a fire burning in the forest. The fire burns one tree and then spreads from tree to tree, causing a huge forest fire. Everything is destroyed, including many animals that live in the forest.

James says that we can start a big "fire" of unkind words by saying one little, unkind word. That bad word spreads from one person to another person like a fire spreads from one tree to another tree. Many people get their feelings hurt when someone starts a "bad-word-fire."

James says, "Don't use your tongue to say mean, angry words. Use your tongue to say good words that will be passed from person to person."

Prayer: Dear God, thank You for James who tells me to use Your kind and helpful words rather than selfish, mean words. Help me obey You with my words. In Jesus' name, Amen.

Bible Adventure for 4's, 5's & K-

I'd like for each of you to stick out your tongue and touch it with your finger. *(Wait while the children look at each others' tongues. If you did "tongue activities" during the Hook time, you can skip this tongue-sticking-out part.)*

With your mouth closed, touch your teeth with your tongue. Touch your back molars, your bicuspid, your incisors, and your front teeth. Now rub your lips with your tongue. Can anyone touch his nose with his tongue? No, but it's fun to try.

(Show the review JAM01ECGF1 picture of James.) Who is this person who wrote a book of the Bible? *(James.)* James wrote in his Bible letter about the tongue.

(Show the JAM03ECGF1 picture.) James says that the tongue is a small part of the body. But even though it is small, it is important. Let's try to talk without moving our tongues. *(Say "I love you" without moving your tongue. Let the children try it.)* It is difficult to talk without using your tongue.

James says that your tongue is important for talking, but the words you say with your tongue are more important. Good words can come out of your mouth, or bad words can come out of your mouth. God wants only good and helpful words to come out of our mouths.

James says, "You can't control the words you say by yourself." If you say to your tongue *(point to your tongue and try to look at it as though talking to it)*, "Tongue, today I don't want you to say any mean words. I only want you to say kind and helpful words," does that work? Does your tongue obey you? Not always.

(Show the JAM03ECGF2 picture.) The tongue only says what you are thinking in your mind and feeling in your heart. If you feel mean and crabby and if you think mean and crabby thoughts, you will probably say mean and crabby words. Only God can help you change from a bad heart and mind attitude to a good heart and mind attitude. James says that we must receive God's wise and helpful words into our hearts so that they will come out of our mouths.

(Show the JAM03ECGF3 picture.) James says that animals can be trained to obey. If a dog trainer says, "Sit!" the dog will sit. If the trainer says, "Heel!" the dog will walk closely by the trainer. James says, "You can tell your tongue to stop saying bad words, but it will not stop unless you ask God to fill your head and your heart with His good words. Our tongues and words cannot be taught to obey like an animal learns to obey. Only God can help us want to obey from our hearts."

(Show the JAM03ECGF4 picture.) James gives an example of a small match that can start a fire burning in the forest. The fire burns one tree and then spreads from tree to tree, causing a huge forest fire. Everything is destroyed, including many animals that live in the forest.

James says that we can start a big "fire" of unkind words by saying one little, unkind word. That bad word spreads from one person to another person like a fire spreads from one tree to another tree. Many people get their feelings hurt when someone starts a "bad-word-fire."

James says, "Don't start a 'fire' of bad words. Start a 'fire' of good words that will be passed from person to person."

Your tongue is a little part of your body, but it can start big problems. James says, "Control your words by letting God control your thoughts. Use God's good words to help other people."

Prayer: Dear God, thank You for James who tells me to use Your kind and helpful words rather than selfish, mean words. Help me obey You with my words. In Jesus' name, Amen.



Look:

Pass the "Good Word Fire": Say a phrase (like "Do what God says" from the memory verse) to one child and ask him to pass it on to the next child in the circle or in the line. Let's see how long it takes for God's good words to be passed along.

Words of Kindness Activity: **(JAM03ECGF8 and JAM03ECGF9)** Cut out a GF8 mouth for each child. Cut a slit on the line in the middle of the mouth. This is where the GF9 memory verse message (or any other words you might want to use) will slip through. Copy the GF9 page on 1" x 2

5/8" laser labels to make stickers. Let the children tape their stickers to craft sticks so that they can slide the words through the slit. Review the memory verse as the children use their mouths to say good and helpful words.

Aim Questions: Use a puppet's mouth to hold the questions for the children who come up and pull them out one at a time. If the puppet has a visible tongue, all the better.

Heart and Mind Attitude: (JAM03ECGF7) Review with the children the Aim Questions. Only God can change our bad hearts to good and our crabby minds to happy. Use this little activity to remind the children how God works through them. Cut out one face per child and have the children turn their paper faces upside down to change the face from sad and crabby to happy and good.

"Hold Your Tongue" Memory Verse Review: Have the children hold their tongues with their fingers while they say the memory verse. "The tongue is small but is an important part of the body. It is important for talking, but more important are the words we say. God wants us to remember to say kind and helpful words."

Snack: Bring enough prepared pudding (or ice cream) and small sugar cones for all the class members. Just before snack time, scoop the pudding into the cones and serve. Encourage the children to use their tongues to lick the pudding out of the cones before eating the cones. "Our tongues are an important part of our bodies. They are important in what we say as well as how we use them to eat."

Snack Option #2: Serve rice cakes and let the children spread peanut butter or cheese on their own. Make happy faces with big mouths that say kind words. Use raisins or sunflower seeds for the mouth and eyes. Grape halves or carrot slices could also be eyes. Grated cheese or carrots can be used for hair.

Snack Option #3: Provide each child a taste of a sour gummy tongue and see what looks the children get on their faces. If they get a "sour" look, it reminds us of the reactions people sometimes have to "sour" words. We want to have sweet, kind words, not sour, unkind words.

"Showing God's Love" Finger Play:

God shows His love to me. *(Point to yourself.)*

I show God's love to you, *(Point to the children.)*

By (letting you choose first),

And speaking kindly, too. *(Point to your mouth.)*

Substitute other phrases for the words in the parentheses, such as "taking turns with you" and "sharing blocks and toys."

Eyes, Ears and Mouth Game: Spread the class out in an open area and define the boundaries. Play the Proverbs tape or another tape with active music. Tell the children that when the music stops, they are to cover only their ears, eyes, or mouths with their hands (demonstrate the three positions). Have the children walk, hop, jump, skip, or gallop while the music plays. When the music stops, they are to stop and have either their eyes, ears, or mouths covered. The teacher calls out one of the three and the children who chose that part to cover, sit down. The music starts again and the process is repeated until only a few are left in the game. Repeat if time allows. This could be played outside without music and a signal (whistle) could be given by the teacher for the children to stop and cover one of the three parts.

Speaker Tube: Divide the children into two teams, each standing across the room from each other and each with their tubes in their hands. Use this decorated tube as a megaphone to say the memory verse back and forth to the other team of children. Practice chanting kind things to each other also.

④ **Role Play with Masks or Zippers:** Every day we have opportunities to say kind, helpful words. Sometimes we let unkind words come out of our mouths. While two teachers dialog about different situations, remind the children to either zip their lips or put a dust mask over their mouths if wrong things are said. Situations to include could be as follows: encouraging a sick person, being asked to clear the table and grumbling, having a toy grabbed from you and getting angry, talking back when told to go take a nap, being asked to feed the cat gladly, receiving a gift and saying thank you, asking forgiveness when you hurt your brother, etc.

- ④ **Simon Says:** The teacher is Simon and gives children kind actions to do like, pat the person beside you on the back, smile to the people on both sides of you, give a teacher a hug, hug a friend, shake a hand. Give a few unkind things to do also, like hit the person beside you, kick the dog, complain, pinch an arm, slap a back, look mad at the person on your left. When you say something unkind, the children are to ignore it and say, “Zip your lips, Simon! That wasn’t nice!”
- ④ **Kind Words Bean Bag Toss:** On the floor in the middle of the circle of children, place several papers with kind and a few unkind phrases written on them. (I’m sorry. I forgive you. I love you. You are nice. I like you. You look nice today. I like your smile. I like to play with you. You make me angry. I don’t like you. You have ugly shoes on today. I’m going to tell on you. You are stupid. You think you are smart.) Let the children take turns tossing a bean bag on a paper as you read what it says. If it was unkind, the child has to sit down. If it was kind, he gets one more turn.

Songs:

James 1:22, Memory Verse Song (tune: “Jingle Bells”)
Do not just, hear (listen to) the Word, but do what it says.
James one twenty-two says if you do, you will be blessed.
(Repeat the first two lines.)

Head and Shoulders, Knees and Tongue
Head and shoulders, knees and tongue,
Knees and tongue, knees and tongue.
Head and shoulders, knees and tongue,
All belong to Jesus.

Use your tongues to say kind words,
Say kind words, say kind words.
Use your tongues to say kind words.
Pass God’s words along.




Took:


Faith that Works Tool Belt: (Lesson #1 JAM01ECGF12) Copy the hammer on cardstock. Cut out the hammer and punch a hole in it. This tool is a reminder not to “hammer” people with our words. Talk about the fact that what is in our hearts will come out of our mouths. God wants us to use our tongues to say kind, helpful words. Send the work hammer “tool” home with the children to be paper-clipped to the tool belts that they took home the first week of the James study. Be sure that you have extra “saws” and “work gloves” from the first two weeks’ tool belt activity so that children who have missed Bible School will have a saw, a work glove, and a hammer on their rope or chord belts.

Long Tongues: Provide a party blower (favor) for each child. They can be found at the dollar store for a reasonable price or ask for them through curriculum supplies. Tape the memory verse on the top of the favor as it unrolls or tape it around the plastic mouthpiece. These party favors can be used in a parade outside where they can be blown as the children march along the sidewalk. Pretend that party blowers are our mouths with our tongues making noise. God wants us to use our tongues for kind, helpful words. Say the memory verse together because they are God’s good words.

Paper Plate Hearts & Mouths: (JAM03ECGF10, JAM03ECGF11, and JAM03ECGF12) Each child will need two 9” paper plates and a brad paper fastener. Cut out the openings in one of the paper plates according to the GF11 pattern. Let the children color their GF10 circles with hearts and faces.



Add a Bible sticker on the heart opposite the happy face. The heart opposite the sad face is to be colored black. Glue the GF12 memory verses in the middle of the GF11 plate. Attach it to the GF10 plate with a brad. Talk about how having Bible words in our hearts and minds will help us say kind, good, and happy words with our mouths. If someone doesn't put God's words in his heart, then it is hard for him to say kind words.

 **Paper Plate Puppet with Tongue:** Fold a 9" paper plate in half and cut out a circle in the middle of the folded edge. This hole is for a child's thumb to go through and can be a tongue expressing good, kind words. On the back of the paper plate, staple a 9" x 1" piece of construction paper for a strap. This goes just below the fold and not quite out to the edges. This leaves room for the child to put his fingers under it. Now make the mouth and tongue move to talk! Add yarn for hair and color the eyes, or use small colored round stickers. Use a washable marker to make the thumb nail red!

 **Preschool Page for Parents: (JAM03ECPPP)** Send a page home with each child, encouraging parents to reinforce the Bible truths at home. Spend a few minutes before the children go home creatively reviewing the song and memory verse.




God wants kind and helpful words to come out of your mouth.



Your mouth says what you are thinking and feeling in your heart.

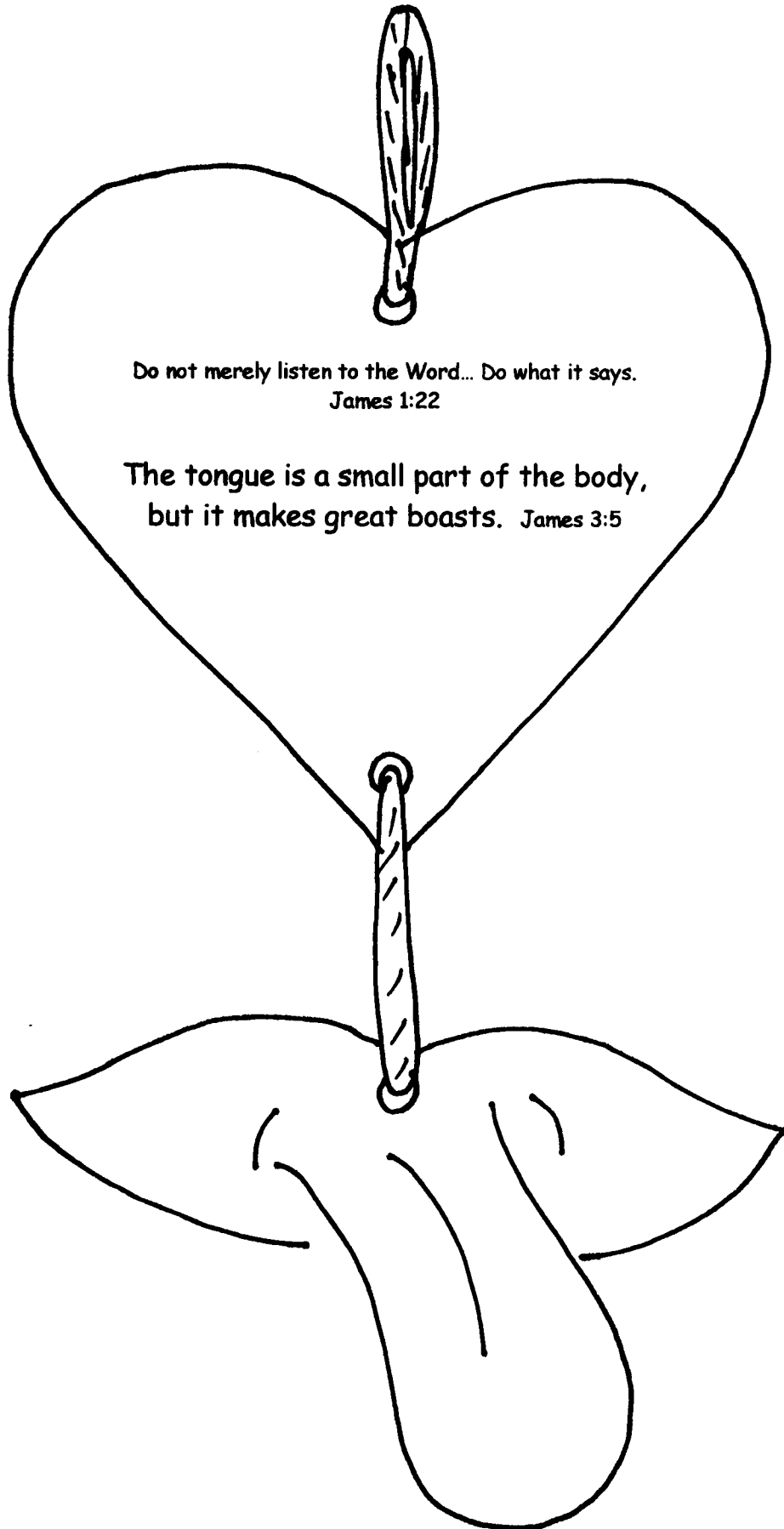


A dog can be trained to obey commands. Only God can change a person's heart so that it wants to obey.



A small match can start a fire burning in the forest.
A small tongue can hurt many people with unkind words.

Heart and Mouth Activity



Do not merely listen to the Word... Do what it says.
James 1:22

The tongue is a small part of the body,
but it makes great boasts. James 3:5

Rolling Tongue

Copy one tongue for each child. Tape the flat end of the tongue onto the middle of a pencil or dowel. The children can curl the paper tongue up around the pencil and then lengthen the tongue back out to play with it.


God wants only Good and Helpful Words to come out of our Mouths

God wants only Good and Helpful Words to come out of our Mouths

God wants only Good and Helpful Words to come out of our Mouths

Heart and Mind Attitude

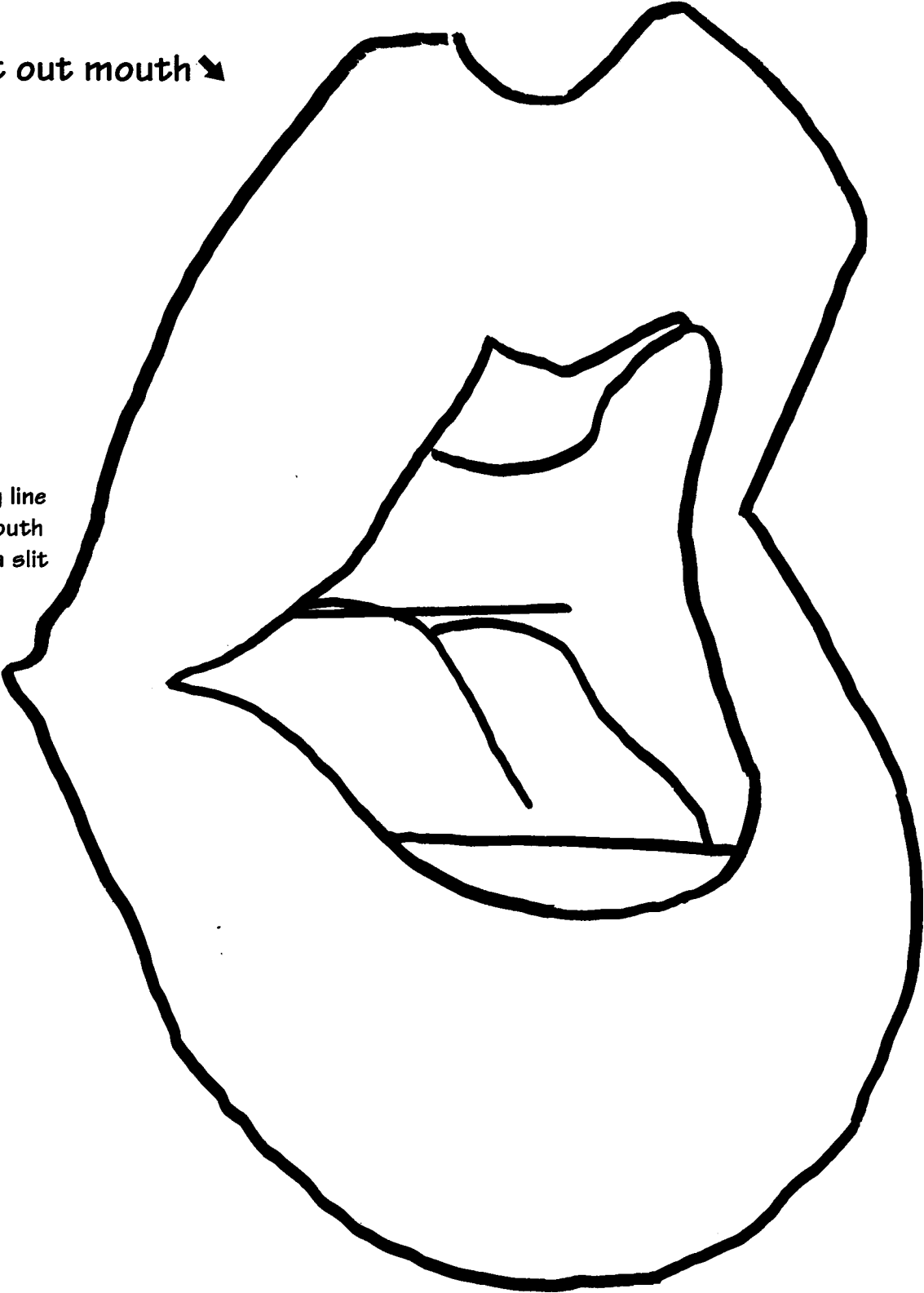
Cut out and turn upside down



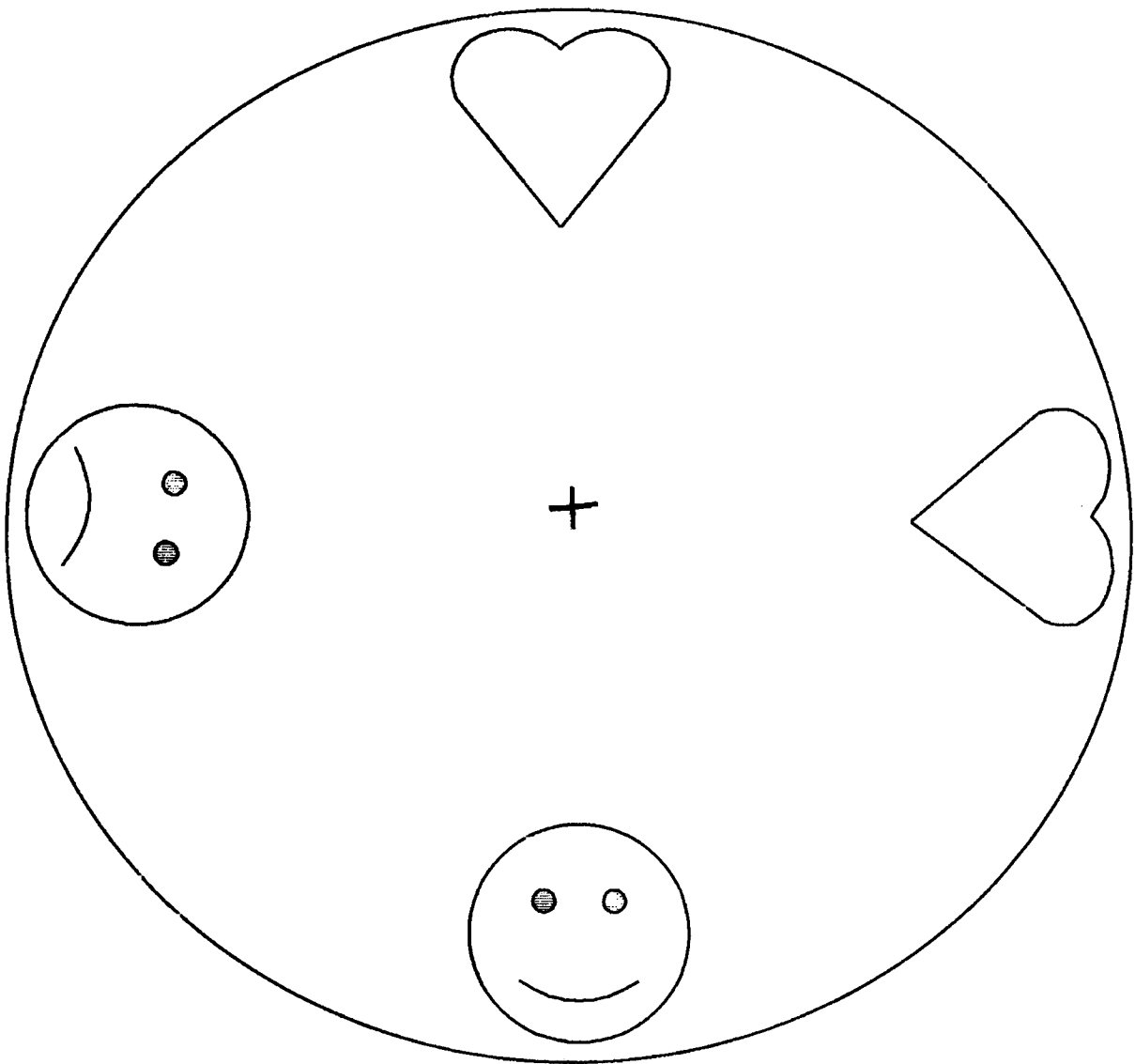
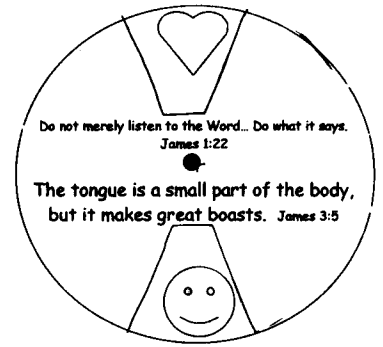
"Words of Kindness" Activity

Cut out mouth ↘

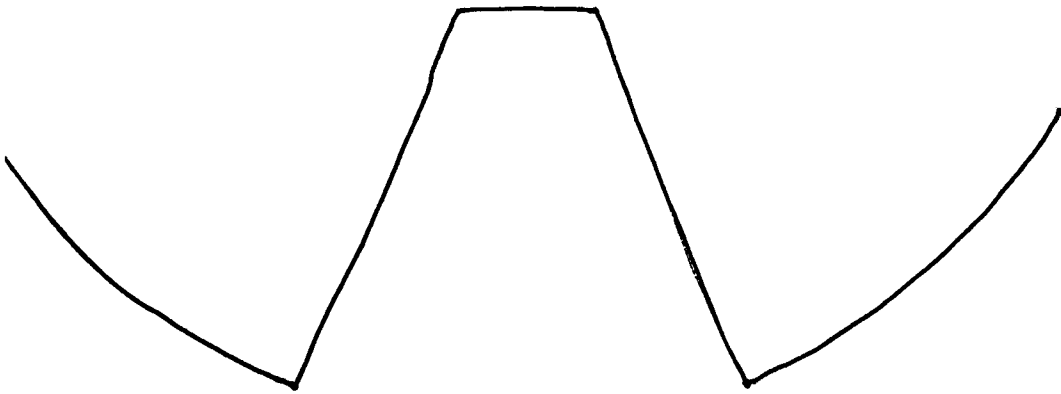
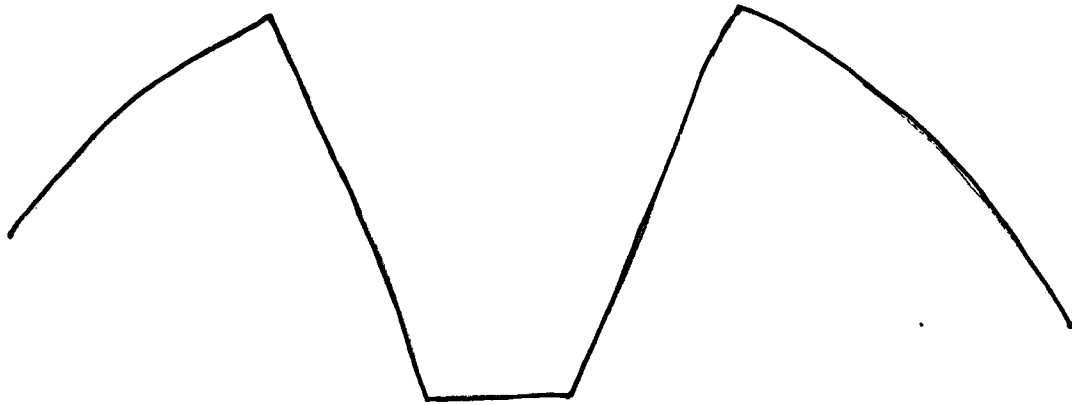
Cut along line
inside mouth
to make a slit



Paper Plate Hearts and Mouths Craft



Paper Plate Hearts and Mouths Pattern



Paper Plate Hearts and Mouths Verses

Do not merely listen to the Word... Do what it says.
James 1:22

The tongue is a small part of the body,
but it makes great boasts. James 3:5

Do not merely listen to the Word... Do what it says.
James 1:22

The tongue is a small part of the body,
but it makes great boasts. James 3:5

Do not merely listen to the Word... Do what it says.
James 1:22

The tongue is a small part of the body,
but it makes great boasts. James 3:5

Do not merely listen to the Word... Do what it says.
James 1:22

The tongue is a small part of the body,
but it makes great boasts. James 3:5



This is what I learned today!

Today we learned that the tongue is a very small, but very important, part of the body. The words we say with our tongues can be helpful or hurtful to other people. James wrote in his letter that we can control our words by letting God control our thoughts. God wants us to use good words to help other people.

Today's Memory Verse:

**2's & 3's: Do not merely listen to the Word.
Do what it says. James 1:22**

**4's & 5's: Do not merely listen to the Word,
and so deceive yourselves.
Do what it says. James 1:22**

Words Are Important!





To show the importance of the tongue in speaking words, ask each family member to hold his tongue while saying various words. This is a fun activity and will bring smiles. Try to say the memory verse while holding your tongues. Sing a song while holding your tongues.

Each time someone uses his or her tongue this week to say hurtful words, ask that person to say "I'm sorry" while holding his tongue. Ask him to say the memory verse again. This will be a reminder that our words are important.

James 1:22, Memory Verse Song
(tune: "Jingle Bells")

Do not just, hear the Word (or, "listen to the Word")
But do what it says.
James one twenty-two says if you do,
You will be blessed.
(Repeat)



Your mouth says what you are thinking and feeling in your heart.