

Materials I Need:



Legend:

-  = Option 1, Appropriate for 1st – 2nd Grade
-  = Option 2, Appropriate for 3rd – 6th Grade

Memory Work:

“My brothers, as believers in our glorious Lord Jesus Christ, don’t show favoritism.” James 2:1

 **Hook:**

Who is Welcome Here? (Visual/Activity/Discussion).   Using various types of magazines, cut out several large pictures of individuals. If possible, have one picture for each student in the class. These individuals should be from many different ages, races, cultures, social status, body types, aesthetics, abilities, lifestyles, professions, etc. Glue each of the pictures onto a separate 8x10 piece of paper. Put a letter in the upper left-hand corner of each sheet (A-Z). Tape them at random on the wall or white board of the classroom. Choose the following options to complete the HOOK.



Option A: JAM02.GF1 Pg. 1



Option B: JAM02.GF1 Pg. 2



Option C: JAM02.GF1 Pg. 3




Option D: JAM02.GF1 Pg. 4 (Use the Option D pattern to make a mural for your room out of three 3' x 9' pieces of butcher paper. Tape it up next to the pictures of the magazine individuals. Call upon the students one at a time, asking them to pick out the picture of the person that they would like to have come to our church. Tape it onto the mural of the church.)




Debrief: For each of the options above, discuss why they favored those they chose. Tell them that in today’s Bible Adventure they’ll hear about those whom God favors. After all of the students have completed their handout, take the pictures down and line them up along the floor. Explain to the students that this is how God sees all people. Each is equal in their need for salvation. He does not show favoritism but accepts all people who fear Him and do what is right (Acts 10:34-35).

Showing Favoritism (Activity).   As the students arrive, show favoritism to some over others. Invite some to sit in a "special" area and participate in a "special" opening activity. The other students are treated like second class citizens and given something boring to do. Don't let this go on too long or you may have to deal with some very unhappy students. Use this activity to refer back to as you begin your Bible Adventure.

How Do You Like To Be Treated? (Discussion).   Start a discussion with your small group to discover how they like to be treated by their parents, teachers, and friends. Ask such questions as: How did it feel when someone did something really nice for you, expecting nothing in return? Have you ever treated someone special and seen the joy in that person's face? How about when we are given gifts? How do we feel when someone treats us unfairly? If someone speaks harshly to us or shows favoritism to one of our friends, do we feel loved? Tell the students that this morning they will hear how God wants us to treat others. The answer is a simple one. We should treat others just as we want to be treated!




 **My Favorite Things (Worksheet).**  Discuss with the students that it's okay to have favorite colors, flavors of ice cream, books, places to visit, etc., but it is not okay to show favoritism to people based on their outward appearance. Use **JAM02.GF2** to emphasize that God does not want us to show favoritism. Ask the students to circle their favorites on the page. Observe what they circle when it comes to choosing people and use that as your reference point for laying the groundwork for this morning's lesson.

 **What Are Your Favorites? (Discussion).**   Begin a discussion with the students regarding some of their favorite things like candy, ice cream flavor, book of the Bible, Bible character, etc. Really get the entire class to participate! Then ask them this question: "Do you think it's wrong to have favorites when it comes to people?" Have them respond to "Why?" or "Why not?" Tell the students that in today's Bible lesson, they will see why having favorites with people based on their outward appearance is wrong in God's sight.

 **Which Is the "Better" Package? (Object Lesson).**   Wrap two boxes. They should be different sizes. Wrap the bigger box with ornate wrapping paper, ribbon, and a bow. Wrap the smaller box with newspaper and masking tape and have it look shabby. Inside the large box, put in something awful (i.e., an unused diaper, rotten banana, etc...) and inside the smaller box, put in something that's yummy to eat (i.e., candy bar, cookie, etc...). Ask for a volunteer to come up and pick a gift. Encourage the class to give their opinions on which gift this person should pick. Regardless of which one they pick, ask them WHY they picked the box they picked.
Debrief: In today's Bible lesson, we're going to see that God does not judge us based on what we look like. Look around the classroom and see the differences in how God made each boy and girl. There are not two alike! And because of that, we're going to see that we shouldn't judge people based on their outward appearance!



Book:
Presentation Ideas –

 **Dress Up as a Rich Man and a Poor Man (Role-Play).**   Have two teachers dress up as the rich man and the poor man and re-enact the scene that James gives. You may also want to ask the poor man questions as to how he felt when he was treated poorly because of his appearance.

Bible Adventure –

Most of us have had an experience just like the one I'm about to describe. You're hanging out with friends after school or during lunch hour. Everything's fine, you're having a great time together, when another guy joins you. This guy is wearing sixty-dollar jeans and an NFL jacket you'd give anything to own. Suddenly, everyone in the group is trying to impress this guy, to be his best buddy. When he walks off, all your friends but one go with him. What happened? Did you suddenly become invisible, or did this guy have some kind of irresistible charm?

If you can remember a time when this happened to you, or you saw it happen to someone else, you were experiencing what the Bible calls "favoritism." The word literally means "receiving faces." The idea behind it is that when you "receive someone's face," you are treating them with special attention, placing them above everyone else around you.

Favoritism is not just a problem today. In almost every age, people have shown favoritism to others. Often, it was shown to rich people, while the poor were ignored and even mistreated. Even the Jewish believers who received the letter from Jesus' half-brother, James, were guilty of showing favoritism to those who were rich and powerful. James' letter was written to those believers who were scattered across Palestine and Asia Minor, to encourage them to grow and to bear spiritual fruit that would serve as proof that they truly belonged to Christ. One of the fruits that shows genuine faith is impartiality, which is the opposite of favoritism. One of the most wonderful things about Christianity is that it was, and is, available to anyone, whether rich or poor, dark-skinned or light-skinned, male or female. This reflects the character of God Himself. In Acts 10:34-35, the apostle Peter wrote: "I now realize how true it is that God does not show favoritism but accepts men from every nation who fear Him and do what is right." God's

gift of salvation was not just for the Jewish nation but for the entire world! God was not going to favor men who were rich or powerful, but He would look at a man's heart.

James writes that true faith in God is shown by how we deal with the issue of favoritism. In 2:1, he says to the Jewish believers, "My brothers, as believers in our glorious Lord Jesus Christ, don't show favoritism." Suppose two visitors came into a church...a rich man and a poor man. The rich man was dressed in the finest clothing money could buy, and had several gold rings on his hands. The poor man wore only his tattered, dusty clothing. When the members of the church saw the rich man, they came up to him, offered him the best seat in the church, and showered him with their attention. Did the poor man receive such treatment? No, indeed! For him it was, "Go stand over there," or "Sit here on the floor by my footstool." Sitting at a person's feet was, in James' time, for the least important people in society.

Those showing favoritism, James says, are "judges with evil thoughts." James is looking inside the heart to see the reasons people show favoritism. One of the most obvious is that we want to be with people who make us look good. We think that others will admire us if we are with successful, well-dressed people. Worse yet, we may hang around, hoping to get some of what the rich person has. These are selfish motivations to give someone our attention. That's why James says that showing favoritism reveals our evil thoughts. Treating someone with less respect because he is poor is the exact opposite of the way God values people.

In James' world, having wealth was looked upon as a sign of God's blessing. However, the Bible makes it clear this is not the case. God chose the poor of this world to be rich in faith (v. 5). While the world ignores and neglects the poor, God showers them with His love and grace (Luke 4:18; 7:22). God's favor does not depend on how much wealth a person has, nor does a lack of wealth guarantee it. God chooses whomever He wants, being rich or poor has nothing to do with it. James is arguing that riches were not a sign of God's blessing. God could and did bless the poor when He chose to.

James also reminds believers that the rich are usually those who persecute people. In his time, the rich were dragging poor Christians into court in order to take away what little they had. How could a Christian show favoritism to the rich when it was the rich who caused them to suffer? And why would a Christian ignore the poor when God had chosen them to be a part of His kingdom?

James reminds us that Christ the King has given His followers a royal law--we should love our neighbor just as we love ourselves (v. 8). If we show favoritism, we break this law and are guilty of sin. If a person is really saved, he will view people as God does, without any regard for their wealth, race, gender, or how they look on the outside because each person is created in God's own image.

Have you fallen into the trap of showing favoritism? It's easy to do, isn't it? Think about how you treat people who are different from you and your friends. Think how you react when someone comes to Bible school class and isn't dressed as nicely as the rest of the students. Do you show love to them, or do you try to ignore them? If James were testing you on favoritism, how would you do?

When we play favorites, it's wrong. It's a sin because we are placing more value on one person than another, hoping we can get something out of it. It's a sin because it goes against Christ's royal law. It's a sin because it goes against the character of God who loves all His children equally. God wants us to see others the way He sees them. The more we become like Christ, the more we will be willing to love those who are different from we are. We will love them because we will have God's heart, and it will be our joy to do so.


Aim Questions:

- 1. What is "favoritism"?** *Favoritism is treating others better because of the externals: how they look, their wealth, etc...*
- 2. What illustration did James give to show this point?** *He gave the illustration of a rich man and a poor man entering a church and the people favoring the rich man.*
- 3. Why did James say that this was wrong?** *Because God does not show favoritism to anyone!*
- 4. Does God choose people to be His children based on anything on the outside?** *No, in fact, His choice has nothing to do with us at all!*
- 5. How might a person show favoritism today?**





Look:



Who Does God Favor? (Game).  **Prep:** You will need labels from **JAM02.GF3 Pg. 1**, two large baskets (or other receptacles), each labeled with signs from **JAM02.GF3 Pg. 2**, and small individually wrapped candies. **Play:** Remain in the story circle, and hand out one word to each student. Place one large labeled basket on each side of the teacher. Call on the students individually, asking, "What type of person is on your paper?" Have them answer by reading aloud the word describing a person. Ask them to put it in the proper basket. All of these words should go into the "Those God Showers with Love and Grace" basket. After each student does this, reward him or her with a piece of candy. If a student puts a word or picture in the wrong basket, retrieve it and read Acts 10:34-35, and then ask the student to put it in the other basket.



Who Is Welcome at Our Church? (Craft). ,  Each student will need **JAM02.GF4**, magazines (you'll need several different types of magazines for this project: National Geographic, catalogues, Teen, Prevention, Women's Day, etc.), scissors, glue, and coloring crayons. Have the students cut out pictures of people from the different magazines who would be welcomed in church. Have them glue these pictures onto their church picture. As they do so, discuss some of the favoritism or prejudices that are shown toward others. Discuss how this does not please the Lord. In fact, He tells us in His Word that prejudice and favoritism are wrong.



How Does God See Us? (Visual Aid/Discussion/Craft). 



Items needed for visual aid: butcher paper
black felt pen
red Expo dry erase marker
"God screen" of red cellophane (available upon request)

With the black felt pen, draw the outline of a person on the butcher paper, perhaps tracing one of the students in the class. Draw a heart in the center of the outline about the size of a real heart. Ask the students to tell you about their favorite things to wear: clothes, jewelry, Nikes, etc. Add these items to the picture using the **red EXPO dry erase marker**. Next, ask them about the appearances of people: eyes, ears, nose, etc. Draw these features onto the picture using the **red marker**. Finally, discuss how God only sees our heart. Demonstrate this by passing the "God screen," provided by Children's Ministries, over the picture to see that the only visible things to God are our hearts.


Items needed for craft: **JAM02.GF5** copied onto cardstock
two ½ sheets of red cellophane (5 ½ x 8 ½)
red coloring pencil
stapler

Have students draw facial features, clothes, and jewelry with the red coloring pencil as described above onto the body outline on **JAM02.GF5**. Next, have them staple both sheets of red cellophane onto the picture at the top. When the cellophane is lowered over the picture, the only thing they can see is what God sees...their hearts.




How Does God See You and Me? (Worksheet). ,  Have students read 1 Samuel 16:7, and then decide if the answers to the statements are true or false, **JAM02.GF6**.



Pleasing God with Our Actions (Group Activity).  Draw a happy face and a sad face on the board. Before class, write out situations or character qualities that would please or displease God on small circles of paper. Place these face down on the carpet, and give the students turns to come forward to choose one and place it under the proper face. Talk about how God wants us to treat others as we exhibit His character qualities to them. If we are spiritually rich we will be putting our faith to work. Some suggestions of what to write: meek, gentle, caring, compassionate, loving, good patient, peaceful, kind, proud, selfish, envious, greedy, boastful, self-seeking.





Passage Review Questions (Worksheet).  This booklet contains many questions from the Scripture passage covered in today's lesson. Students may work on them in class and complete them during the week at home, **JAM02.GF7 Pgs. 1 & 2**.




Took:





Search Your Heart (Worksheet).   Have students write the name of each person in their school classroom or neighborhood. Read James 2:1 aloud to the class. Ask the students if there are ways that they judge or show favoritism to the people they know. Do they look at the inside (heart) or the outside (money, things they do not have, talent, beauty, intellect, weight, build, age, race, popularity, social standing, clothing, disabilities, etc.)? Encourage the students to pray and ask God to take away any prejudice or favoritism that they may have toward others, **JAM02.GF8**.



Judge Not and Do Not Show Favoritism (Worksheet).  What does God say about showing favoritism? James 2:1 says, *“My brothers, as believers in our glorious Lord Jesus Christ, don’t show favoritism.”* Our Bible verse today is very clear. All too often, we only look on the outside. We “judge a book by its cover” so to speak. Do you only look at the outward appearance of others? God looks inside to the heart. God’s Word doesn’t tell us that we shouldn’t have a best friend, but He tells us that we should not show favoritism toward others based on outward appearances. If we think that we are better than someone else is, or if we judge people by their wealth, dress, culture, race, beauty, abilities, or other outward appearance, we are sinning. Look up the verses on **JAM02.GF9** and see if you are showing favoritism. Are you looking at all people the way that God does? Review these verses each day during the week and don’t allow yourself to show favoritism.



Becoming "Rich In Faith and Love" (Take Home Activity).   Each student will need:
labels from **JAM02.GF10 Pg. 1** copied onto white paper
set of coins from **JAM02.GF10 Pg. 2** copied onto cardstock
construction paper or cardstock
styrofoam cup
coloring crayons
scissors
glue

For each student, you will need to make twenty 1 ¼” slits in the construction paper or cardstock ahead of time as shown on the example page, **JAM02.GF10 Pg. 3**. Have students color the coins on **JAM02.GF10 Pg. 2**. Discuss each character quality specifically as they color these. Inquire as to possible situations where the students would have opportunities this coming week to put their faith into action. Next, have them cut out the coins and place them in a plastic bag for later. Have students glue the labels on the construction paper or cardstock as shown on the example page, **JAM02.GF10 Pg. 3**. Next, have them glue the styrofoam cup in place beside the slots. The students may insert the coins in the slots after they get home. Instruct the students to practice obedience this week in showing love to those they come in contact with. Each time they exhibit one of these qualities, they can take a coin from the holding slots and deposit it into the cup. Hopefully, by the end of the week, their cup will be full of the coins, demonstrating their richness in faith and love.

Who Is Welcome Here?

Put an X in each box that corresponds with the picture of someone who would be welcome at Faith Bible Church.

- a. _____
- b. _____
- c. _____
- d. _____
- e. _____
- f. _____
- g. _____
- h. _____
- i. _____
- j. _____
- k. _____
- l. _____
- m. _____

- n. _____
- o. _____
- p. _____
- q. _____
- r. _____
- s. _____
- t. _____
- u. _____
- v. _____
- w. _____
- x. _____
- y. _____
- z. _____




Who Is Welcome Here?

Which of these people do you think God has chosen as one of His children?


Write your reason next to each one.



YES/NO	REASON
a.	
b.	
c.	
d.	
e.	
f.	
g.	
h.	
i.	
j.	
k.	
l.	
m.	
n.	
o.	
p.	
q.	
r.	
s.	
t.	
u.	
v.	
w.	
x.	
y.	
z.	



Who Is Welcome Here?




My Favorite Things


Circle your favorites.




dog




cat



sunshine



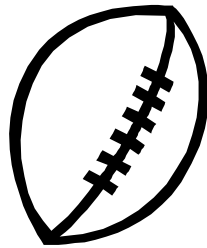
basketball



reading



someone who is
very poor



football



strawberries




someone who dresses
nicely




someone with a lot of
money




running



tennis



grapes



cloudy days



soccer



someone
who wears
shabby
clothes

Who Does God Favor?


<i>poor</i>	<i>wealthy</i>	<i>beautiful</i>	<i>handsome</i>
<i>smelly</i>	<i>bald</i>	<i>doctor</i>	<i>pastor</i>
<i>janitor</i>	<i>deaf</i>	<i>dumb</i>	<i>smart</i>
<i>African</i>	<i>Asian</i>	<i>Russian</i>	<i>Hispanic</i>
<i>muscular</i>	<i>crippled</i>	<i>blind</i>	<i>unemployed</i>
<i>overweight</i>	<i>deformed</i>	<i>mentally disabled</i>	<i>homeless</i>
<i>greasy</i>	<i>dirty</i>	<i>ragged</i>	<i>sick</i>
<i>healthy</i>	<i>young</i>	<i>old</i>	<i>teen</i>
<i>mother</i>	<i>son</i>	<i>father</i>	<i>widow</i>

Who Does God Favor?

Those God showers
with love and grace



Those God
hates and ignores

Who is Welcome at Our Church?

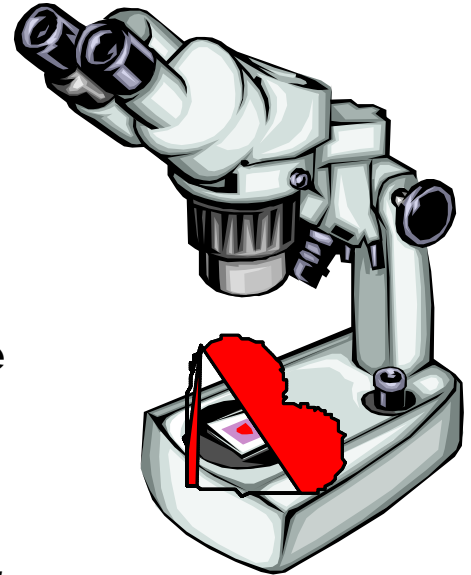


HOW DOES GOD SEE US?

How Does God See Us?



How Does God SEE You and Me?



Read the verse below. Then, decide whether the statements are true or false. Circle your answers.

"But the LORD said to Samuel, 'Do not consider his appearance or his height, for I have rejected him. The LORD does not look at the things man looks at. Man looks at the outward appearance, but the LORD looks at the heart.'" 1 Samuel 16:7

1. True or False ~ God made mistakes when He made everyone.
2. True or False ~ God is very concerned about how we look and smell.
3. True or False ~ We should not judge someone based on what they look like.
4. True or False ~ God does not look at man's outward appearance but looks at the heart.
5. True or False ~ God is more concerned about our character than our looks.

Passage Review Questions

James 2

As believers in our glorious Lord Jesus Christ, what are we not to do? 2:1

James gives us two examples of people who came into a meeting dressed a certain way. What are the two examples? 2:2

- 1.
- 2.

If you show special attention to the man wearing fine clothes and say, "Here's a good seat for you," but say to the poor man, "You stand there" or "Sit on the floor by my feet," what have you done? 2:3-4

Whom has God chosen? 2:5

What has been done to the poor? 2:6a

Who is doing this? 2:6b

Who are the ones dragging the church into court and slandering the name of God to whom we belong? 2:6c-7a

What is the royal law found in the Scripture? 2:8a

What do you do if you show favoritism? 2:9

Of what are we guilty if we only break one point of the law?
2:10

Who are we to speak and act as? 2:12

Why are we to do this? 2:13a

Over what does mercy triumph? 2:13b

What good is it if a man claims to have faith but has no _____?
2:14a

Can this kind of faith save him? Read 2:14-17

What is faith if it is not accompanied by action? 2:17

How can you answer a person who tells you, “You have faith; I have deeds”? 2:18

What do a lot of people believe? Who else believes this? 2:19

Why was Abraham considered righteous? 2:21

What do we see from this? 2:22a

His faith was made _____ by what he did. 2:22b

Abraham believed God and it was credited to him as
_____. 2:23a

What was Abraham called? 2:23b

What does God say about people who claim faith alone? 2:24

In the same way, who was considered righteous for what she did when the king of Jericho demanded of her to give up the Israelite spies? 2:25a

What had she done? 2:25b. Read Joshua 2:2-17 to see the whole account.

As the body without the spirit is dead, so faith without
_____. 2:26



Write the name of each person in your school classroom or neighborhood.

1.	2.
3.	4.
5.	6.
7.	8.
9.	10.
11.	12.
13.	14.
15.	16.
17.	18.
19.	20.
21.	22.
23.	24.
25.	26.
27.	28.
29.	30.

“My brothers, as believers in our glorious Lord Jesus Christ, don’t show favoritism.”

James 2:1

- ♦ *Keep this verse in mind as you search your heart. Do you judge any of these people or show favoritism in any way that would not please God?*
- ♦ *Do you look at the inside (heart) or the outside (money, things they do not have, talent, beauty, intellect, weight, build, age, race, popularity, social standing, clothing, disabilities, etc.)?*
- ♦ *Pray and ask God to take away any prejudice or favoritism that you may have toward others. Ask Him to give you a heart toward others that pleases Him.*

Judge Not and Do Not Show Favoritism

“My brothers, as believers in our glorious Lord Jesus Christ, don’t show favoritism.” James 2:1

All too often we only look on the outside. We “judge a book by its cover” so to speak. Look up the following verses in your NIV Bible, and fill in the blanks.

Genesis 1:27, “So _____; in the _____ He created him; male and female He created them.”

Leviticus 19:15 “Do not pervert justice; _____ to the poor _____ to the great, but _____ your neighbor fairly.”

1 Samuel 16:7, “But the Lord said to Samuel, ‘Do not _____ or his height, for I have rejected him. The Lord does not look at the things man looks at. Man _____, but the Lord looks at _____.’”

2 Corinthians 10:7, “You are _____ of things. If anyone is confident that he belongs to Christ, he should consider again that we belong to Christ _____.”

John 7:24, “Stop _____, and make a right judgment”

Matthew 7:1,2, “Do not _____, or you too will be _____. For in the same way you _____ others, you will be _____, and with the _____ you use, it will be _____ to you.”

Acts 10:34,35, “I now realize how true it is that God _____ but accepts men from every nation who fear Him and do what is right.”

1 Timothy 5:21, “I charge you, in the sight of God and Christ Jesus and the elect angels, to keep these instructions _____, and to do nothing _____.”

James 2:1, “My brothers, _____ in our glorious Lord Jesus Christ, don’t _____.”

Do you only look at the outward appearance of others? God looks inside to the heart. God’s Word doesn’t tell us that we shouldn’t have a “best friend.” God commands us not to show favoritism toward others based on outward appearances. If we think that we are better than someone else or if we judge people by their appearance, we are sinning.

Be Rich In Faith

Genuine faith will be demonstrated in our lives to those all around us.

Be Rich In Faith

Genuine faith will be demonstrated in our lives to those all around us.

Be Rich In Faith

Genuine faith will be demonstrated in our lives to those all around us.

Be Rich In Faith

Genuine faith will be demonstrated in our lives to those all around us.

Be Rich In Faith

Genuine faith will be demonstrated in our lives to those all around us.

As you demonstrate richness in faith this week by showing the qualities listed on the coins, remove them from the page and deposit them into the cup. See how full your cup is by the end of the week.

As you demonstrate richness in faith this week by showing the qualities listed on the coins, remove them from the page and deposit them into the cup. See how full your cup is by the end of the week.

As you demonstrate richness in faith this week by showing the qualities listed on the coins, remove them from the page and deposit them into the cup. See how full your cup is by the end of the week.

As you demonstrate richness in faith this week by showing the qualities listed on the coins, remove them from the page and deposit them into the cup. See how full your cup is by the end of the week.

As you demonstrate richness in faith this week by showing the qualities listed on the coins, remove them from the page and deposit them into the cup. See how full your cup is by the end of the week.

Patience

Kindness

Self-control

Goodness

Integrity

Meekness

Gentleness

Wisdom

Caring

Compassionate

Content

Trusting God

Obedient

Seeking God

Loving

Thankful

Peaceful

Merciful

Righteous

Humble

Patience

Kindness

Self-control

Goodness

Integrity

Meekness

Gentleness

Wisdom

Caring

Compassionate

Content

Trusting God

Obedient

Seeking God

Loving

Thankful

Peaceful

Merciful

Righteous

Humble

Be Rich In Faith

Genuine faith will be demonstrated in our lives to those all around us.

As you demonstrate richness in faith this week by showing the qualities listed on the coins, remove them from the page and deposit them into the cup. See how full your cup is by the end of the week.

