

December 15, 1996
4' s, 5' s & K
God Is the Savior.

Isaiah 58-66
3ISA15PK

Materials I Need:

Memory Work:

The Prophet - *Isaiah*

The Principle - *God is the Savior.*

The People - *Israelites living around Jerusalem*

God's Attribute - *God is the Savior.*

Aim Questions:

1. Who did Isaiah say would be coming to earth? (God, the Savior)
2. What did Isaiah say would be signs that the Savior was here? (A baby born to a virgin girl, a bright light, and a suffering Savior)
3. What would be the Savior's name? (Jesus)
4. How did Jesus suffer as our Savior? (Crown of thorns, died on a cross)
5. When we ask Jesus to be our Savior, what does He do? (He puts His words in our mouths, gives us salvation and righteousness, shines through us, etc.)
6. Did Jesus come back to life? Is He coming back again so we can live with Him forever. (Yes)

Hook:

“Light” Activity Center: Do activities that show the importance of light. Use a flashlight and shine it in a bag to see what is inside. Shine a flashlight onto a mirror and see how it reflects light. (Be sure and shine the light on each child's heart and lips to “see” if they are dirty or clean. Of course, only God can see in a heart.) Make a tent or get into a dark box. Put a light in the box. Tell a part of the Christmas story by candlelight. Sing “Quiet Night” several times. (See Songs in the Look section of this lesson.)

“Getting Ready to Celebrate” Center: Get ready for the Savior by making preparations for next week's birthday celebration. Show the children a string of small white lights you will hang around your classroom doorway to welcome them next week. Get even more creative with lights and trace the outline of a star. (A 2-foot star of white lights is available from the Children's Department, if requested. Plug in the lights to see if they all work. Tell the children, “We want everything to be ready for next week!” If you don't have an electrical outlet near your door, use a string of lights with a battery pack. Paint paper in the shape of stars and tape them on a ribbon to decorate the room.

Party Invitation Decorating Center: (3ISA15PKGF1) Decorate invitations for next week's celebration to send home with the children. The children can decorate with markers, glitter and stick-on stars. Talk about the signs of the Savior in the picture. These invitations can be used as reminders for the children to get ready for next week's special celebration or they can give one to a friend. Be enthusiastic about what is coming up next week.

“Light Bright” Center: Bring two or three Light Bright boxes for children to make star shapes that shine through. (Request from the Children's Department.) As the children poke holes into the black

paper, they will see the light in the shape of a star. Ask the children who is the only one who can make the stars in the sky. Talk about how the star led the wise men from the east to Jesus in Bethlehem. Sing "Twinkle, Twinkle, Special Star" several times. (See Songs in the Look section of this lesson.)

Nativity Crèche Center: Let the children tell as much of the Christmas story as they can remember, using the figures borrowed from the Children's Department. Sing "Silent Night" as the children play. Make sure the children hear the part of the song, "Round yon virgin, mother and child." Isaiah said the virgin and child are signs that Jesus is the Savior.

Reading Center: Bring a book from home or request one from the Children's Department that has good pictures of the Matthew 2:1-12 story of the wise men following the star to Jesus' house. It will be familiar to the children. You may want to then let the children retell the story using the crèche figures. Be sure the children understand that the wise men did not come to the manger but later came to Jesus' house (Matthew 2:11).



Book:

Presentation Ideas -

Bring "signs" that indicate Christmas is coming. You might bring a Christmas tree string of lights, a wrapped gift and a candy cane. Then show the true signs of why we celebrate Christmas: a picture of Isaiah, a star, a sign, a mother and baby, and a crown of thorns.

When you talk about light, show a white piece of paper, a flashlight and a light bulb. Shine the light on the filthy rag to show up the dirt. Shine a flashlight on your mouth after you have eaten a messy chocolate cake. Clean your mouth with "Jesus" cleanser.

When you talk about darkness, show a black piece of paper, look into a hole in the end of a shoe box, or have the children close their eyes.

When you talk about Jesus shining on the mountain or receiving white robes of righteousness, turn out the lights and shine a bright spotlight on a white robe.

Put a candle in the middle of the floor for the Bible Adventure today.

Bible Adventure -

We have been learning from Isaiah that there is only one God who is the Savior. Do you remember His name? Do you remember the signs that Isaiah gave that would let people know when the Savior would be here? (A virgin and a baby, a bright light, and a suffering Savior) What did Jesus wear on His head that showed He was the suffering Savior? Why did Jesus have to suffer? He took the punishment that you and I deserve for our sins.

Today, let's think about light. When I say "light" (show a white piece of paper, a flashlight and a light bulb), what do you think of? When I say "dark" (show a black piece of paper, look into a hole in the end of a shoe box, or have the children close their eyes), what do you think of? What does it feel like to be in a brightly lit, sunny room? What does it feel like to be in a pitch-black room without any light? Do you know what darkness is? It is where there is no light.

When Jesus was still very young, a bright light star showed the wise men where Jesus was living. The bright star was the sign that Isaiah promised. It proved the Savior was here on earth. When Jesus grew up, God proved He was the Savior when suddenly one day, while He was on a mountain with three of His disciples, His face shone as brightly as the sun. His clothes were shining white. God the Father's voice said from heaven, "This is my Son, whom I love." The bright light proved that Jesus is the Savior. In fact, Jesus said, "I am the light of the world."

Light can be lights that we see, like stars and candles, but it also describes God who is right and good. Wrong, bad actions are sin and sin is dark and gloomy. Sin makes us feel dark, gloomy and dirty. The prophet Isaiah said that our hearts (and lips) look like this dark, dirty rag. (Isaiah 64:6) Even when people try their very best to be good and righteous, they can not be totally clean without the Savior, Jesus.

Sometimes mean words come to your mind and you feel like saying them. (Place a mean word on the dirty rag.) Maybe you try very hard to keep from saying this mean word but it's in your mind and heart, making you feel like saying it. God sees our sins and our dirty hearts. When we lie, cause trouble, argue, or disobey, we aren't being peaceful. (Isaiah 59:8) We spread darkness when we use our lips that way. That's why we need a Savior.

Isaiah said, "Arise, shine, your light has come." (Isaiah 60:1) He was saying that Jesus is light in the darkness because Jesus is God and He never did wrong, bad things. Only Jesus, the Savior, can give you the right, good words to say from your mouth. Only Jesus, who is light, can give us a clean heart and lips. Isaiah said, "Jesus suffered and took your punishment so He can take away the bad thoughts from your mind and the lies from your lips." (Isaiah 59:2-8) This can only happen when we admit we have said the wrong thing. (Isaiah 66:2) Jesus was born to be our Savior and when He died on the cross, He paid the price for our dirty, dark hearts. He came to give us His good, righteous light.

Jesus gave me a new name. (Isaiah 62:2) Now I am called a Christian. Jesus has made me clean. It is like He gave me white clothes of salvation and a white robe of righteousness (Isaiah 61:10). Salvation from Jesus shines out like a bright light, like a blazing torch! (Isaiah 62:1) Other people can see God's righteousness shining from you when you are a Christian. How do we shine for Jesus? What does a shining Christian look like? People can see Jesus' light on your happy face. They can hear it when you say kind and helpful words. When you have Christ's name, you will want to tell everyone about your mighty Savior and what He has done for you. (Isaiah 63:6,7) Jesus gave us His light to shine to others.

As we decorate our homes and trees for Christmas, Jesus' birthday, we use lights. We may use candles or Christmas tree lights inside and outside our houses. All these lights remind us of Jesus, our Savior and King. They remind us of His light that we can share with others.

Someday, Jesus will come back to earth. We will shine together with Jesus! What fun that will be! Jesus will make a beautiful new heaven and earth. There will not need to be the light of a sun or a moon because Jesus' light will be more than enough. On that new earth, everything will be peaceful. No one will be afraid. Animals that now fight, like a wolf and the lamb, will peacefully eat together, not each other! (Isaiah 65:17,25) People will only say helpful words to each other. There will be peace and joy because everyone will love and worship the only Savior and ruling King, Jesus. I want to get ready for the day when Jesus comes back, don't you? I'm so glad Jesus came to be my Savior.

Prayer: Dear God, Thank You for sending Jesus to earth to be my Savior. Thank You for cleaning up my dirty heart and lips. I want to shine Your light every day, in my family and in my neighborhood. Help me be like You, dear Lord Jesus. Amen.



Look:



"Star" Painting Center: If you didn't have time last week, let each child paint a part of the giant star white that will be used in the celebration next week. Let the children know that this star will be a very special part of next week's lesson. If they painted the star last week, bring it back and let the children add their hand prints around the edge in fluorescent paint. To decorate the hallway, cut star shapes of different sizes from silver or gold cardboard or use plain cardboard and spray paint the stars. While the paint is wet, sprinkle glitter on the stars. Attach threads and hang the stars in the hallway at different heights. Bring them back for next week's celebration. Request a tarp to work on and paint shirts for the children. Review the Aim Questions as they work.



Christmas Ornament Craft Center: (3ISA15PKG2) Ask the Children's Department to cut out the three GF4 stars and one construction paper star (1/2" larger than the stars on the page) for each child. Help the children glue and assemble the Isaiah tree ornaments according to the instructions on the GF4 page. Glue the pictures of the children you have taken the last few weeks inside the heart so the children can learn that Jesus wants to be their Savior. "Jesus took my punishment and your punishment. I'm so glad Jesus came to be my Savior." Jesus IS the promised Savior. Go over, again, how we know that Jesus is the Savior.



Snack Time: Let the children cut slices of bread with cross and star-shaped cookie cutters. Let them spread peanut butter or strawberry cream cheese using craft sticks. Talk about how the cross

and star are two of the signs of the Savior. Before you eat, sing “Thank You, Lord, for Saving My Soul.”

Songs:

Creative Song Idea: Help the child poke holes in the center of a 3” x 5” piece of black construction paper. Use bobby pins to make the holes. Tape the paper over the ends of several flashlights, then shine the light on the walls and ceiling to make a “starry night” like the night Jesus was born. Sing several songs about stars from the Song section.

Twinkle, Twinkle, Special Star (Tune: “Twinkle, Twinkle, Little Star”)
Twinkle, twinkle, special star,
Wise men saw you from afar.
Riding camels night and day
To the place where Jesus stayed.
Bearing gifts, they came to see
Jesus born for you and me.

Quiet Night (Tune: “Jingle Bells”)
Quiet night, star so bright, stable filled with hay.
Here is baby Jesus, born on Christmas day.
Angels sing of the King, shepherds bow so low.
God has sent His Son to us because He loves us so.

You Can’t Be a Beacon
You can’t be a beacon if your light don’t shine.
You can’t be a beacon if your light don’t shine.
There’s a light in all of us by God’s design.
You can’t be a beacon if your light don’t shine.

This Little Light of Mine
This little light of mine, I’m gonna let it shine.
This little light of mine, I’m gonna let it shine, let it shine, let it shine.
All around the neighborhood, I’m gonna let it shine.
All around the neighborhood, I’m gonna let it shine, let it shine, let it shine, let it shine.
Jesus came on Christmas day, I’m gonna shine His light.
Jesus came on Christmas day, I’m gonna shine His light, let it shine, let it shine, let it shine.



Took:




“Do You See the Star?” by Mike Nappa & Susan Lingo: Read the short book that unfolds to more than six feet across. Look for the different kinds of lights in the book. After you read the book, sing “Away in a Manger” or “Silent Night.”

Memory Work Review: (3ISA15PKG3) Use the glove puppet to review the first lessons in Isaiah. This is the final lesson in the book of Isaiah. Next week is the Christmas lesson. Return to the large map in two weeks to review the names, places, and messages of the prophets.
The Israelites needed a Savior. They had dirty lips.
These are the signs of the Savior: The baby and the light.
King Hezekiah prayed to the Savior and Jerusalem was saved.
King Hezekiah prayed to the Savior and he got well.
How many Saviors are there? ONE SAVIOR!
Jesus was a suffering Savior.

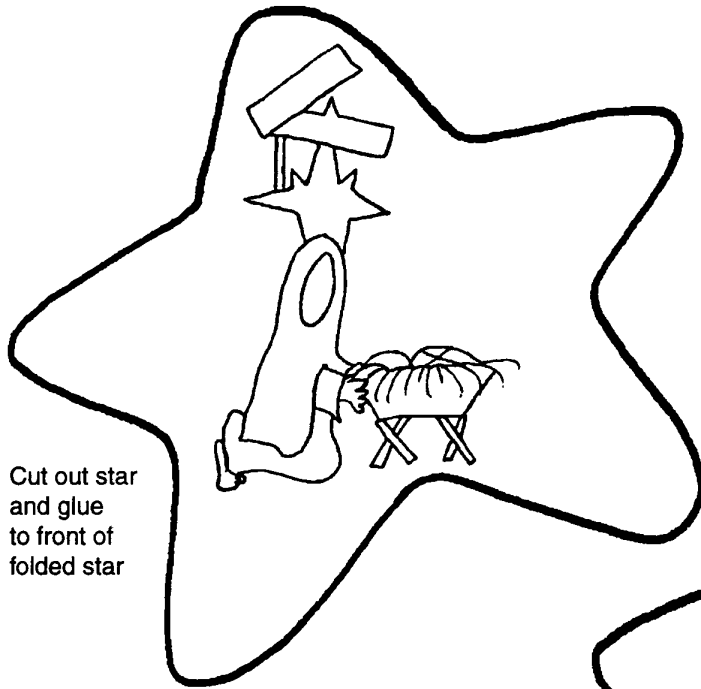
Candy Cane Story: (3ISA15PKG4) As the children munch on mini candy canes, tell the story of the candy cane. The red and white colors have Christian meanings.



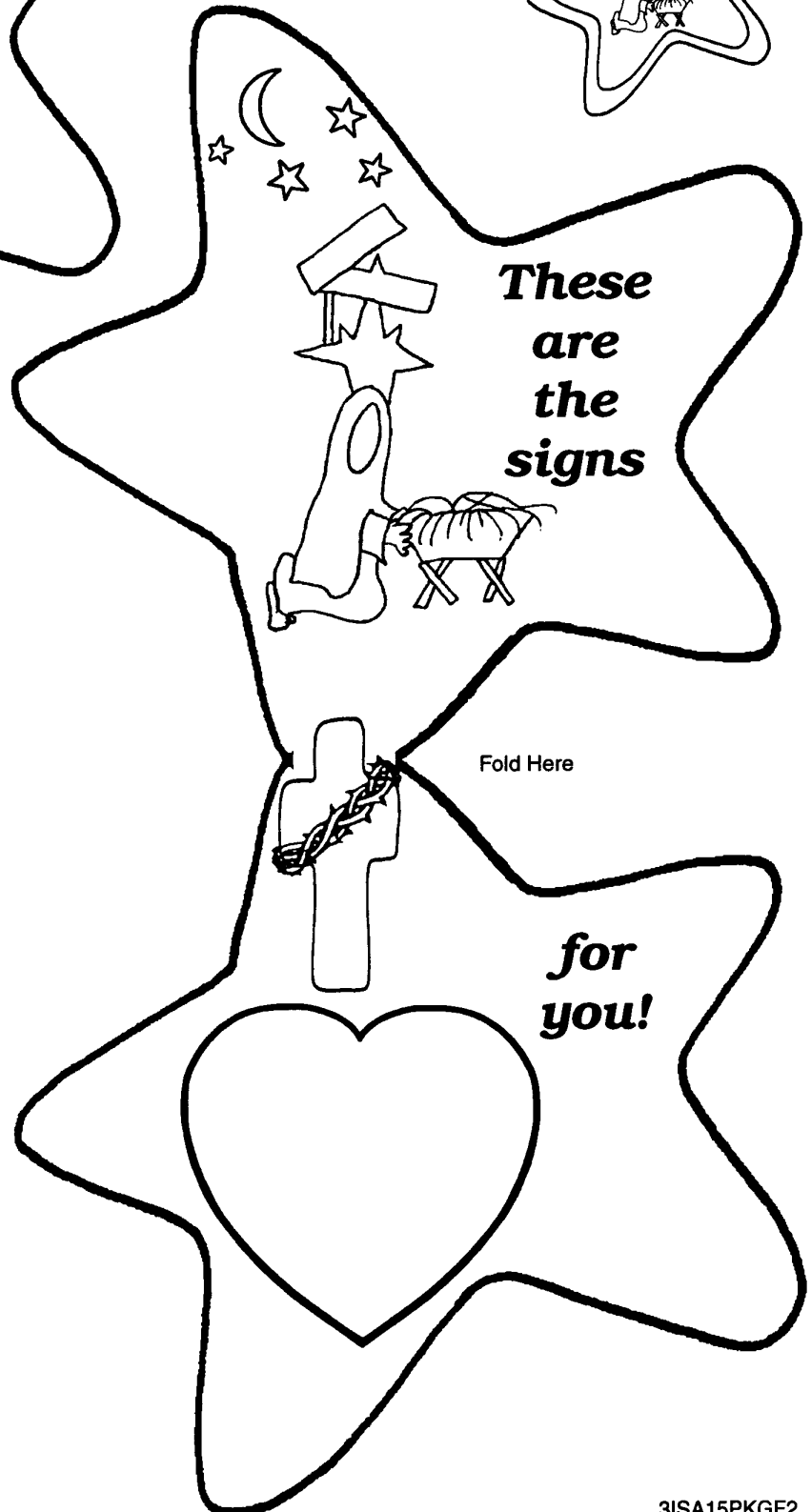
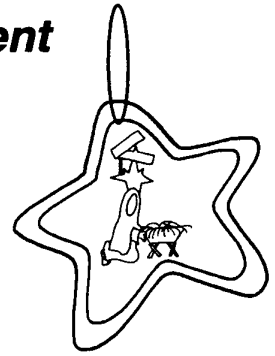
We are getting ready for our special birthday celebration next week. You may want to show the things the children have done over the past weeks to get ready. These might include one of the large trees and the giant star they painted. Show one of the place mats the children made today. Remember the special food you had today. You might have a special bag that has more things for the celebration that they will have to wait to see. Tell the children how excited you are for next week to come when we will use all of these things we have made as we celebrate Jesus coming to earth as our Savior.



Christmas Ornament Craft Center



Cut out star
and glue
to front of
folded star



**These
are
the
signs**

Fold Here

**for
you!**

Instructions:

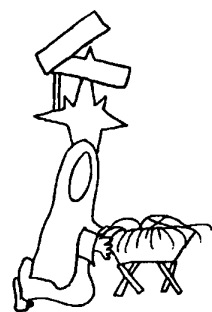

1. Cut out the three stars and fold the double star so that the writing is inside.
2. Glue the single star to the front of the folded star craft.
3. Glue the back of the folded star craft to construction paper and cut it out.
4. Decorate the craft with glitter, stickers, high light markers, red felt and ribbon.
5. Punch a hole in the top of the assembled star. Tie a ribbon as a hanger.
6. Add a small mirror, or a picture of the child, in the heart to remind the children that these signs were given by God to them, too.

Talk About the meanings of the symbols. The star, mother, baby, cross and crown of thorns are the signs Isaiah gave for the Savior. The moon and stars remind us that only the true God can make these things and He names every star. The picture reminds us that only the true God created each person and wants to be our Savior.




Memory Work Review





1





1



1



1



Instructions: Cut apart the pictures and stick them to a glove as you review the lessons in Isaiah. A plastic glove with double stick tape works fine.

A Candy Maker Shows his Love for Jesus

A candy maker in Indiana wanted to make a candy that would tell about the true meaning of Christmas.

He began with a stick of pure white, hard candy. White reminds us of the bright light that shone as a sign that the Savior had come to earth. White also symbolizes the clean heart and lips that the Savior wants to give us.

Thinking that the candy looked plain, the candy maker stained it with red stripes. Red reminds us of the red blood on Jesus' head when they put the crown of thorns on Him. The Savior suffered for us so we could live forever with Him.

Like the candy maker and the wise men who followed the star, we worship Jesus as the only Savior.

