November 24, 1996 **Isaiah 36-39**
4' s, 5' s & K **3ISA12PK**
God Is the Savior.

Materials I Need:

Memory Work:

The Prophet - ***Isaiah***
The Principle - ***God is the Savior.***
The People - ***Israelites living around Jerusalem***
God's Attribute - ***God is the Savior.***

Aim Questions:

1. **What was the name of our prophet in today's lesson? (Isaiah)**
2. **What made Hezekiah sad? (He became very sick and knew he would die.)**
3. **What did King Hezekiah do about it? (He prayed to God for help.)**
4. **What great thing did God do in Hezekiah's body? (He made him well.)**
5. **What did Hezekiah do after he got well? (He sang songs of thanks in God's temple.)**
6. **Who was Hezekiah's Savior? (God is the only Savior.)**

Hook:

❑ **"God Cares When I Am Sick" Coloring Center: (3ISA12PKGF1)** Color the picture of the sick child. Talk about sick people you have known, how they felt, and what you did for them. In today's Bible Adventure, the king of the Israelites gets sick. "Does anyone remember the name of the king? What happened in our Bible Adventure last week when King Hezekiah prayed?" (The Assyrian soldiers died.) To expand the interest span for children who color quickly, let them glue bits of fabric to the window for curtains and to the bed for a blanket.

❑ **Share Bear Center:** Seat the children in a circle and give them an opportunity to have a sharing and talking time. Use a stuffed bear to help the children take turns talking. Only the child who is holding the bear can talk. The others get to listen. Pass the bear around to whomever wants to talk next. Focus the discussion around the following questions. "In the Bible Adventure today, someone needs help. I wonder what kind of help they will need? Who remembers what kind of help was needed in last week's Bible Adventure? Who sang a "thank you" song to God? What happened to you this week, children, that would make you want to say thank you to God?" Take time to sing a happy song of thanks to God. (See last week's Song section)

❑ **"Another Sign" Action Center:** God has given the Israelites signs of the coming Savior. King Hezekiah asks God for a certain kind of sign happening on the stairway. To the tune "Mulberry Bush," sing and act out the following: "This is the way we climb up stairs, climb up stairs, climb up the stairs. This is the way we climb up the stairs to see what we can see." Add verses, such as "walk downstairs, shade our eyes, jump for joy, walk down the stairs, pray to God," etc.

❑ **Memory Game Center:** Place items used for medicinal purposes onto a tray: a Band-Aid, a thermometer, a stethoscope, a medicine bottle with child-proof lid, and a medicine measuring spoon. Let the children look at the tray for a few seconds, then ask them to each name a different item they see on the tray. Take away the tray and remove one item. Return the tray with the missing item.

"Can anyone guess what is missing?" Play several times, taking different items. "Someone in our Bible Adventure today wished he had the things on this tray. I wonder what will happen?"

❑ **"Feel It Bag" Center:** You could use the same items as above, placing them inside several bags. Let the children feel what is in the bag without looking inside. Have them make a guess before taking out the item.

❑ **Funny Statues Game Center:** Play music as the children put on sad, crying faces, moving around as if they are hurt. They freeze when the music stops. The king of the Israelites gets very sick in today's story. What did the good king do last week when he needed help? He prayed. Play the game again. When the music stops, see if the children can SHOW you what King Hezekiah did when he needed help.

❑ **Pray Anytime Center: (3ISA12PKGF2)** Place the GF2 pictures of people in front of the children. Have them take turns choosing one of the pictures to hold until all the pictures have been chosen. Then ask the children who are holding pictures to stand and describe what the person in the picture is feeling or doing. Talk about praying anywhere, anytime and telling God how you feel.

❑ **Get the Wiggles Out and Transition Activity:** Join hands in a circle. As the circle moves around, chant together, "Round in a circle, round in a game, round and round and tell me your name." Point to a child who then answers by telling you her name. After a while, change it to "Tell me the prophet's name," or "Tell me the king's name." End the game by pointing to children, several at a time, who get to find a chair and sit down for the Bible Adventure.

Book:

Presentation Ideas -

❑ Use yarn to tie onto your finger to help you remember the prophets we've studied so far.

❑ Use the large map available from the Children's Department to point to the places in the story. Make a long wooden dowel with glitter glued to the end to find Assyria, Jerusalem, the palace, and Solomon's temple. The buildings can be something as simple as a Fisher Price play house or a small box.

❑ Request bright red self-stick circles from the Children's Department. You will need white circles, too. (Self-stick yard sale stickers work well.) Before the story, place several red stickers on the back of one of your hands. These can be "pretend" boils. Contort your hand when you show the children. After God heals Hezekiah, take off the red stickers and use the white stickers to count off the 15 years God gave the king to live.

❑ Have a real doctor come speak to the class about what he or she does. Have them bring a stethoscope and other "tools of the trade." Request a short story of a time when God healed a patient. Let the children ask questions. Have them thank the guest for coming. Pray for the doctor to help people get well.

❑ **(3ISA12PKGF8)** Show the completed picture of King Hezekiah sick on his bed. God did a miracle and moved the shadow backwards up the stairs. See the Look section for instructions about how to make the shadow go up and down the stairs.

Bible Adventure -

Review: Using prophet puppets, go over the following memory review ideas: Obadiah (God was loyal to the children of Jacob, the Israelites), Jonah (God was merciful to the people of Nineveh and Jonah), Nahum (God was slow to anger with the people of Nineveh), Amos (God is righteous - spoken to the children of Jacob, the Israelites in Samaria), Hosea (God was faithful to the Israelites living around Samaria) and Isaiah (God is the Savior of the Israelites living near Jerusalem).

(Show Jerusalem on the map, where Isaiah was prophesying.) Isaiah, the prophet of God, has taught us some important things about God. Sometimes people have been known to tie a string around their finger to help them remember something. When they see the string, it reminds them that they're not supposed

to forget something. They might even write with a pen on their hand something they want to remember. If we were to put a string on our finger to remember something about Isaiah, what would it be? What do we remember about Isaiah so far? Yes, he told us we need a Savior because we do wrong things and are not righteous with our words. God was the Savior when King Hezekiah was afraid of the Assyrian soldier's threats and prayed to God for help. God saved Jerusalem from the enemy. The soldiers died in the night and the rest of the Assyrians went back to Nineveh. Let's remember one thing about Isaiah - God is our Savior. (You might want to tie a piece of yarn on one of their fingers.)

After King Hezekiah had been king for about fourteen years, he became very sick. Hezekiah had a boil on his skin that became infected. The Israelites didn't have medicine that healed infections and Hezekiah became sicker and sicker. He had a high fever and became very weak. In fact, he lay on his bed most of the time. He felt like he was going to die and he wasn't even old yet. He became very sad. His eyes welled up with big tears that ran down his cheeks.

Hezekiah was a righteous king who worshiped and obeyed God. He knew what was right to do, so he talked to God when he was sad. He trusted God to know what was best for him. He knew God cared about him and wanted to help him. He knew that God was his Savior. This time, as Hezekiah got on his knees to pray, he said, "Oh, Lord, I have been faithful and loyal to You all my life. I have always tried to do what You said was right." Tears came down his face as he prayed, asking God for help. Again, God gave his answer to the prophet, Isaiah. God said to Isaiah, "Go tell King Hezekiah that I have heard his prayer and have seen his tears. Tell him I will let him live 15 more years. Tell him I will keep Jerusalem safe for as long as he is alive."

Does God always answer our prayers this way? No, sometimes God chooses to heal us and make us better and sometimes He tells us to wait awhile. God cares about you and how you feel. God cares about every area of your life but that doesn't mean He always answers your prayers exactly the way you want Him to. This is another lesson that shows why we need a Savior who loves us enough to save us.

It didn't take Isaiah long to get to King Hezekiah with the good news. Hezekiah could hardly believe his ears! Fifteen more years! Wow! "God is my Savior," he thought. Then Hezekiah thought, I wonder if God would give me a sign that would show He meant what He said. King Hezekiah said to Isaiah, "How will I know God will heal me? Is there a sign God can give me?" Isaiah said, "Look at the sun shining on the stairway over there. Does it normally move down the stairs or up the stairs? Hezekiah said, "The sun normally moves down the stairs." Isaiah said, "Does the sun's shadow ever move backwards up the stairs?" King Hezekiah said, "No, the shadow always moves forward down the stairs." Isaiah said, "This will be the sign that God will make you well. God will make the sun go backwards. The shadow will move backwards up the stairs." Wow! Only God can do great things in nature and make the sun go backwards for a little while. What God said came true. What God says always comes true. God is a faithful Savior. Hezekiah believed God had power to move the sun backwards and power to make him well.

Does God show us signs like this today? Not usually; God gives us the Bible. It has His answers to our questions for right living. We don't need any more signs. Our sign from God is the Bible. God put everything in the Bible that He wanted us to know that would help us and save us. He gives us parents and church elders to help us understand right and wrong. God is a mighty Savior.

Isaiah said to the servants, "Make a wrapping out of figs and put it on Hezekiah's boil." They fixed the figs and then wrapped the sore. In only three days, Hezekiah got well. Later, he went to the holy temple. How happy he was to be thanking God on the holy hill! He sang happy songs to the Lord. (Sing a song, like "He has Done Great Things" or "God Is So Good.") He sang thankful songs to God all the rest of his life.

(For older children, if time allows) A funny thing happened to King Hezekiah after he got well. The Babylonians (enemies) heard that Hezekiah had almost died and now he was well. The king of the Babylonians sent some messengers to King Hezekiah with letters and gifts. When they arrived, knocking at the door, they were invited into the palace. King Hezekiah seemed happy to welcome them and show them around the palace. As he went from room to room, he showed them all the treasures he had. There was nothing in all the palace or in all his kingdom that Hezekiah did not show them. The Babylonian enemies left with big smiles on their faces.

Isaiah, the prophet of God, came to King Hezekiah and said, "Who were those messengers?" Hezekiah said, "They came from far away, from Babylon." Isaiah asked, "What did they see in your palace?" Hezekiah said, "I showed them every treasure in the palace." Isaiah said, "God has told me that there will come a day, after you have died, when the Babylonian soldiers will come and take away all your treasures. Now they know exactly what you have and where it is. However, for as long as you are alive, no one will hurt you. You and the Israelites will be safe around Jerusalem."

Hezekiah, what-a-guya! King Hezekiah continued to call on His Savior God for help. He lived a righteous life and helped the Israelites around Jerusalem do what was right, also.

Prayer: Dear God, Thank You for being our Savior and helping us. Thank You for this lesson from King Hezekiah to remind us that you really are there to be our Savior. Help me remember to talk to you in prayer first when I'm angry or afraid. In Jesus' name I pray, Amen.

Look:

- ❑ **"Crying to God" Activity Center:** Have the children stand in a circle. Play this activity like "The Farmer in the Dell." Choose one child to begin in the middle. Sing, "I want to talk to God. I want to talk to God. When I am very sad, I want to talk to God." When the singing stops, have the child in the middle choose a prayer partner to stand in the middle. King Hezekiah asked Isaiah to pray with him. Use other verses, too: When I am very mad, When I am crying, When I don't feel so good, When I am so afraid, Anytime and anywhere, etc.

- ❑ **Bible Medicine Center:** Make a Fig Newton poultice and let the children "apply" it to each other's arms. Place a piece of gauze over it. Count 1-2-3 (three days) and the child gets well. Have a bucket of soapy water in the classroom to remind the children that God is the Savior who cleans dirty hearts, and the children can wash off the sticky Bible medicine.

- ❑ **"What Time of the Day Do We Pray?" Game Center:** Draw a big circle on a piece of butcher paper or the classroom chalkboard. This will become the face of a clock as the game progresses. Write the numbers 1 through 12 on separate pieces of construction paper. Place these numbers of the clock in a bag. On class day, let the children draw the numbers from the bag. The child gets to affix their number to the correct place on the clock and tell something they can pray or thank God for at that time of the day. King Hezekiah thanked God when God made him well. He knew God is the only Savior.

- ❑ **Reading Center: (3ISA12PKGF3)** Let the children match the stickers to the pictures. Help them "read" the completed story. The teacher reads the printed words and the children say the names of the sticker pictures when the time comes. The story is short. If you have time, read the whole story several times. The children will become more fluent, giving them confidence in their ability to "read" and remember the Bible story.

- ❑ **"Moving Shadows" Action Center:** You will need a flashlight and a plastic bowling pin from the Children's Department. Place the bowling pin on a large piece of butcher paper. Darken the room, turn on the flashlight, and show the children how the shadow of the bowling pin dances around as you wiggle the flashlight. Sing a song of joy as you move the flashlight around the bowling pin. Then have the children jump and dance in place and sing with you. Take turns letting the children hold and move the flashlight. Then sing the song a few more times. Ask if anyone remembers what happened to the shadow on the stairs in today's story. God made the shadow move and God saved Hezekiah's life.

- ❑ **"King Hezekiah Is Sick" Craft Center: (3ISA12PKGF8)** Let the children color the picture of King Hezekiah sick on his bed. These can be red dot stickers or the children can punch red construction paper circles with a hole punch. Be sure and put one or more boils on him. Make a shadow go backwards up the stairs by folding a 1/2" x 9" gray length of construction paper, accordion style. Let the children tape or staple the accordion "shadow" to the bottom of the stairs so that it can stretch backwards up the stairs. Talk about the Aim Questions and how God did a miracle with the sun's shadow. Talk about how thankful King Hezekiah was to sing happy songs again in God's temple.

Songs:

❑ **Thank You, Lord, For Saving My Soul**
Thank You, Lord, for saving my soul
Thank You, Lord, for making me whole
Thank You, Lord, for giving to me
Thy great salvation, so rich and free.

❑ **He Has Done Great Things**
He has done great things (Clap, clap)
He has done great things (Clap, clap)
I will rejoice for He has done great things.
(Repeat first three lines)

(Second Verse)
He has made me well (Clap, clap)
He has made me well (Clap, clap)
I will rejoice for He has done great things.
(Repeat first three lines)

❑ **God Is So Good**
God is so good. God is so good. God is so good; He's so good to me.
(Other verses)
He has done great things. He has done great things. He has done great things; He's so good to me.
God is the Savior. God is the Savior. God is the Savior; He's so good to me.
Hezekiah got well. Hezekiah got well. Hezekiah got well. God was good to him.
God makes me well. God makes me well. God makes me well; He's so good to me.

Took:

❑ **"God Helps Us Get Well" Coloring Center: (3ISA12PKGF4)** Help the children color the picture of the sick child and the doctor. For fun, glue or tape a wooden craft stick as a splint for the boy's broken leg. Talk about what it feels like to be sick. Remind the children that God cares when they are sick. Be prepared to answer questions about people who get sick and did not get better. God saves the sick body AND the dirty heart. Sometimes He does both. Sometimes He chooses to save one or the other. When God saves the body, it is special. When God saves the heart, it stays clean forever!

❑ **House of Prayer Craft Center: (3ISA12PKGF5 & GF6)** Order copies of the house picture. Have the children's workers cut open the windows and the door on the solid black lines. Request the same number of GF6 copies of the people praying. On class day, encourage the children to color the prayer house and the praying people. Tape or glue the GF6 page to the back of the house page so that the people can be seen through the windows and door when opened. We may not see a sign like the one Hezekiah saw, but we can pray anytime and anywhere! Pray for each other and our families right now.

❑ **Prayer Reminder Wind Chime Craft Center: (3ISA12PKGF7)** Help the children construct the Prayer Reminder Wind Chime using Styrofoam cups. Remind them how important it was for good King Hezekiah to call on his Savior, God, for help and to ask Isaiah to pray for him. It is equally important for us to ask God for help and to pray for our friends. Pray for each other to use our mouths and bodies to tell people that God is the Savior.

❑ **Hand-Writing:** Let the children write "God is Savior" on their hand to remind them to pray when they are sad or afraid. Tie a string on their finger as an extra reminder. Add a round sticker to their

hand to remind them that King Hezekiah had a boil and prayed to the Savior when he was sick and dying.

- ❑ Bring a camera the next few weeks to take pictures of the children. You will need to do this more than one week to get everyone's picture. You might send a note home letting the parents know that the next few weeks are especially exciting weeks to be in Bible School. We are "getting ready" to celebrate the birth of the Savior. The pictures will be used for last Isaiah lesson, the week before Christmas.

Please heal me, God, when I am sick.





Describe what each person is feeling or doing.
Talk about praying to God anytime and anywhere no matter what you are doing.

3ISA12PKGF2

Good King Hezekiah

Hezekiah was king of the Israelites in Jerusalem. He was a good king because he turned his 

to the Lord. He was good because he loved and trusted

Good king Hezekiah

for things he needed.

You can pray to God, too!

Match the stickers to the story.
Let the children say the name
of the sticker picture.



heart

God

prayed

3ISA12PKGF3

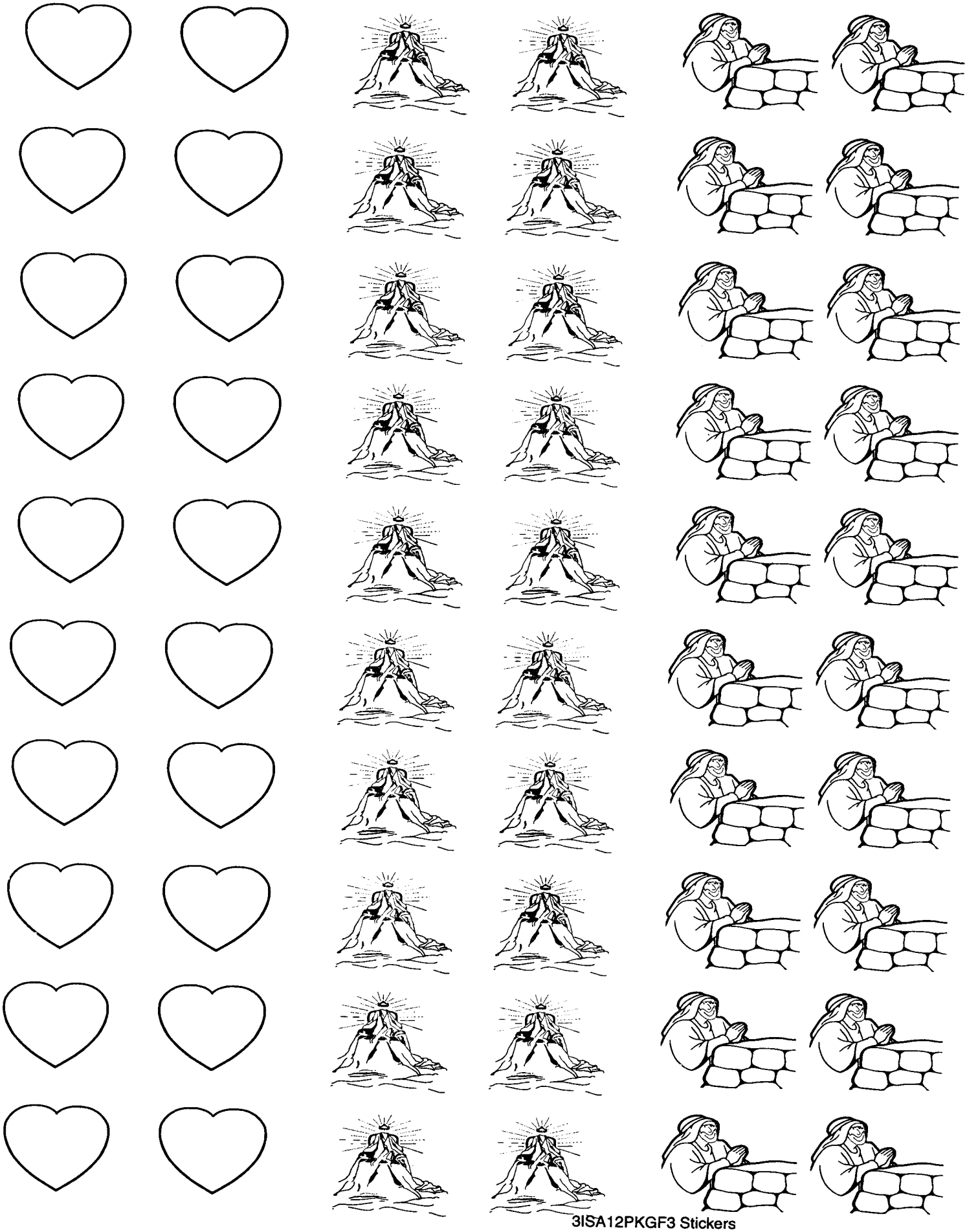

3ISA12PKGF3 Stickers

3ISA12PKGF4



3ISA12PKGF5





3ISA12PKGF6

Prayer Reminder Wind Chime



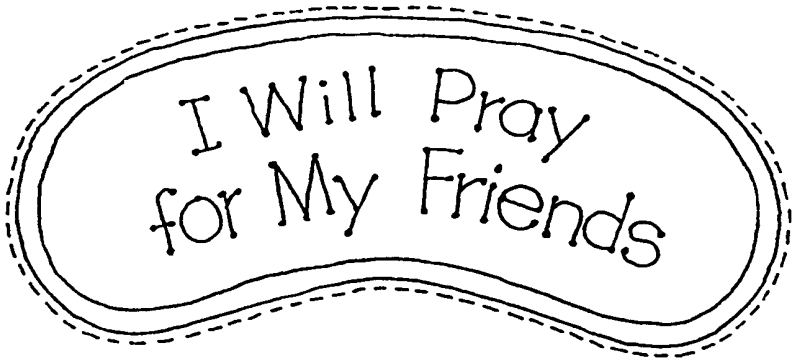

Things You'll Need: Copies of the "I Will Pray for My Friends" label for each child, Styrofoam cups, spools of curling ribbon, rubber bands, paper clips, small jingle bells, glue or tape.

In Advance: Cut about 12 strands of different-colored ribbon for each child. Fold the bunch of ribbons in half and wrap them with a rubber band several times just below the fold, forming a loop (see illustration). Open a paper clip and slide the bottom curve through the ribbon loop. Straighten the top curve and poke the wire through the bottom of a Styrofoam cup. Now rebend the top wire, forming a hook for the wind chime.

On Class Day: Give each child 3 jingle bells to tie to 3 strands or ribbon. Have children cut out and color the label "I Will Pray for My Friends" and glue or tape it to the front of their cups. They might like to add stickers, too. When the wind blows through the ribbons and bells of this colorful wind chime, the soft, tinkling sound will remind children to pray for their friends and family.

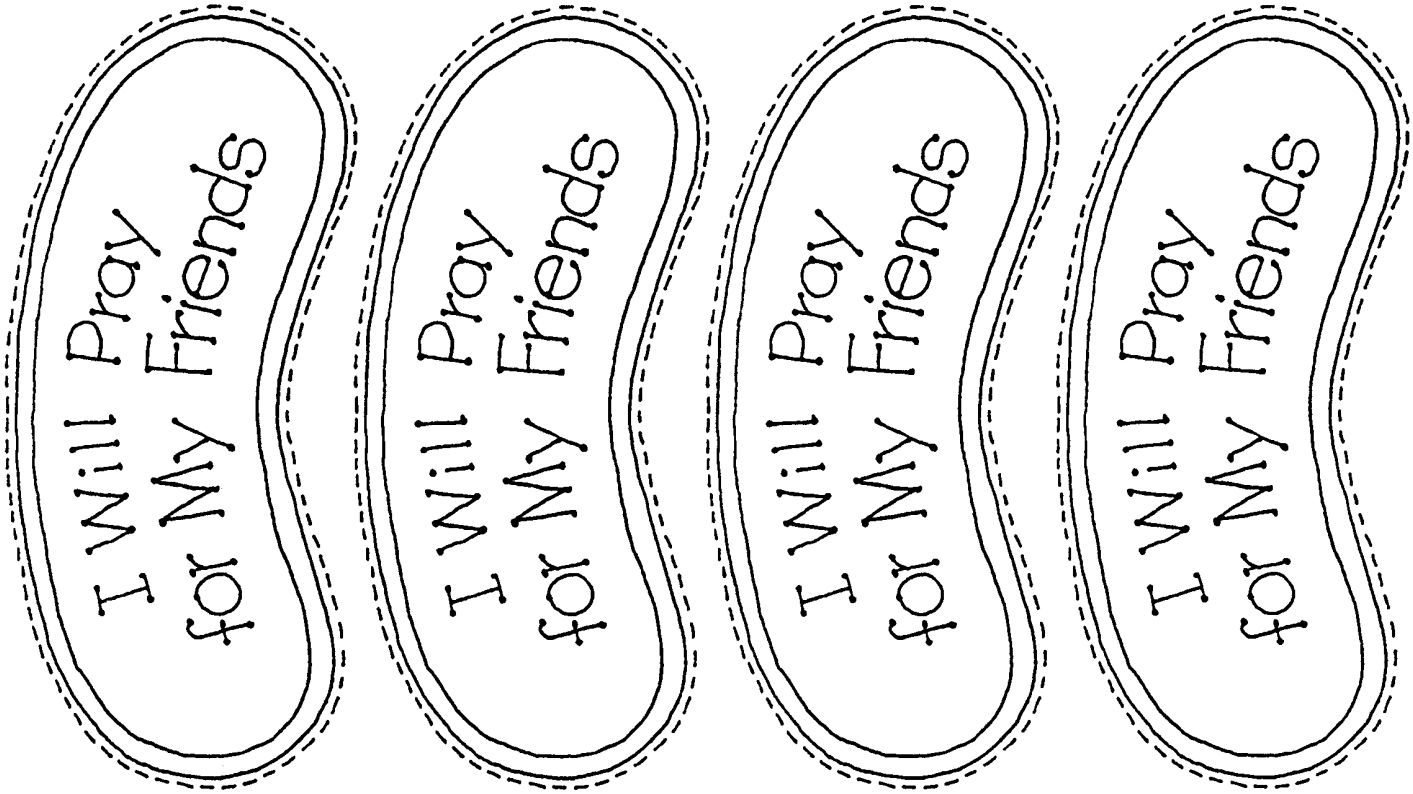

3ISA12PKGF7

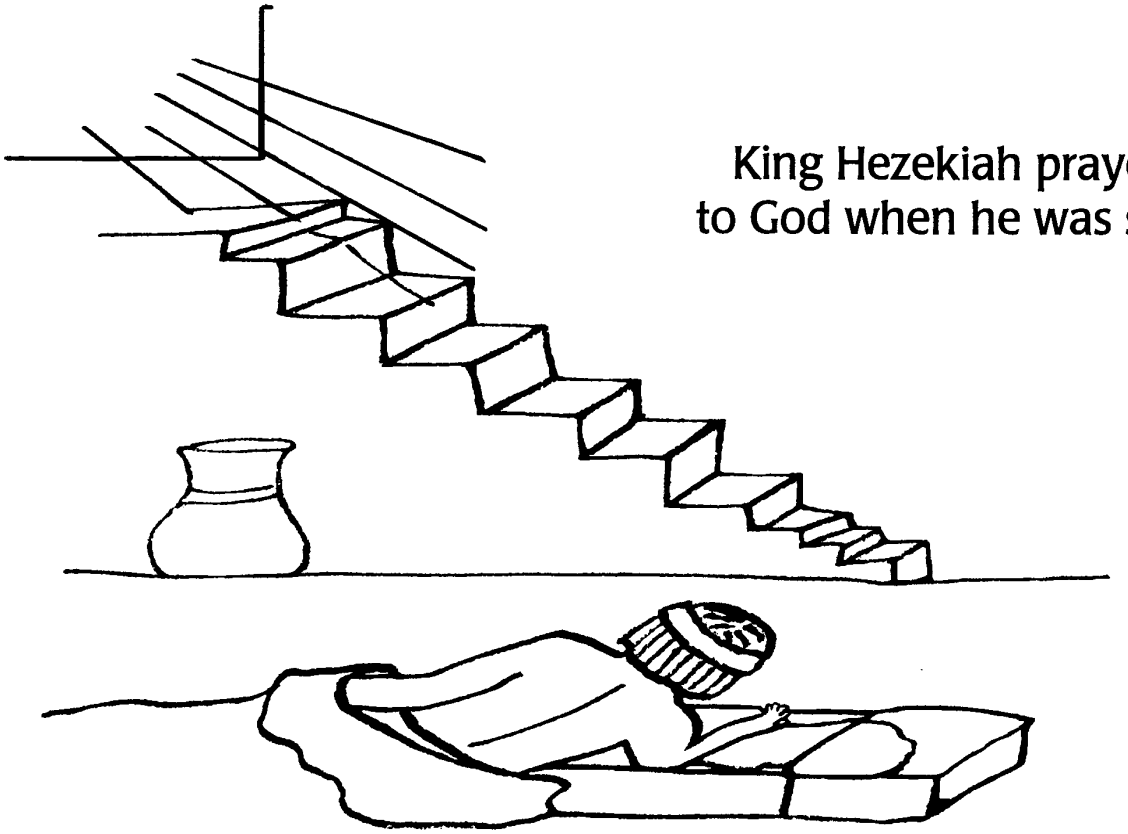

3ISA12PKGF8